DEPARTMENT OF THE AIR FORCE
AIR FORCE HISTORICAL RESEARCH AGENCY
MAXWELL AIR FORCE BASE, ALABAMA

3 Feb 1999

HQ AFHRA/RSA
600 Chennault Circle
Maxwell AFB AL 36112-6424

Ms Rozetta T. Moore
AFCAA/FMR
1111 Jefferson Davis Highway, Ste 403
Arlington VA 22202

Dear Ms Moore

Thank you for your request regarding USAF Statistical Digests. We reviewed these documents from FY1964 through FY1980 and verified that they can be declassified in IAW EO 12958. The volumes up to FY1964 were already declassified. You can use this letter as authority to declassified the USAF Statistical Digests from 1945 through 1980, inclusive.

Copies of these documents are available for purchase from this Agency on 16mm microfilm, as follows:

DATES	ROLL
1945-FY1948	A1082
FY1950-53	K1057
FY1954-56	K1058
FY1957-59	K1059
FY1960-63	K1060

If you wish to order any microfilm, please let us know.

Copies may also be available from the Air Force History Support Office, Bolling AFB DC. Please let us know if we can be of further assistance.

Sincerely

ARCHIE DiFANTE
Archivist
Safe Paper Office

REPORTS CONTROL SYMBOL
SSU — 23

[redacted]

UNITED STATES AIR FORCE STATISTICAL DIGEST

FISCAL YEAR 1967

TWENTY SECOND EDITION

This material contains information affecting the national defense of the United States within the meaning of the Espionage Laws (Title 18, U.S.C., sections 793 and 794), the transmission or revelation of which in any manner to any unauthorized person is prohibited by law.

Retain or destroy this copy in accordance with AFR 205-1. Do not return.

DOWNGRADED AT 12 YEAR INTERVALS;
NOT AUTOMATICALLY DECLASSIFIED
DOD DIR. 5200.10

PREPARED BY
DATA SERVICES CENTER
DIRECTORATE OF DATA AUTOMATION
COMPTROLLER OF THE AIR FORCE
HEADQUARTERS, USAF
WASHINGTON, D. C. 20330

[redacted]

AIR FORCE REGULATION
NO. 171-8

DEPARTMENT OF THE AIR FORCE
Washington, *29 October 1965*

Data Systems and Statistics

UNITED STATES AIR FORCE STATISTICAL DIGEST

This regulation establishes the United States Air Force Statistical Digest as the reference book of USAF official statistics for each fiscal year. It describes the digest's contents and sources of material, and assigns related responsibilities.

1. Contents of the Digest. The digest contains summaries of Air Force statistics on forces, operations, materiel, personnel, training, medical services, finance, security and law enforcement, facilities, transportation, Military Assistance Program (MAP), and related studies and historical events.

2. Source of Material. Most of the data for the digest are obtained by the Data Services Center (AFADS), Directorate of Data Automation, Comptroller of the Air Force, HQ USAF, from the USAF world-wide statistical reporting system. Additional material is furnished AFADS by Air Staff offices, the USAF Historical Division Liaison Office (AFCHO), and major air commands (MAC).

3. Who is Responsible:

a. *AFADSAC:*

(1) Is assigned the primary responsibility for publication of the digest.

(2) Provides detailed instructions and submission dates to contributing offices.

(3) Collects properly prepared statistical data from contributing offices.

(4) Compiles data from directorate statistical reports.

(5) Reviews and acts upon contributors' and users' recommendations for additions, deletions, and changes in data or statistical format; and coordinates these recommendations with Air Force correlative activities.

(6) Reviews, edits, organizes, and consolidates the statistical data for publication in the digest.

(7) Submits final draft to AFDASDC for review and printing.

b. *Air Staff Offices, MAC, and AFCHO.* Air Staff offices and MAC will contribute historical and significant statistical material for the digest. AFCHO will furnish a chronology of historical events of interest to the entire Air Force. These activities will:

(1) Compile and prepare digest material (according to AFADSAC instructions) as statistically and editorially correct summaries which adequately cover the pertinent subject-matter area.

(2) Coordinate digest material with Air Force correlative activities.

(3) Submit all digest material to AFADSAC in the manner, format, and on schedules specified by AFADSAC.

(4) Review each new edition of the digest and recommend changes for future editions.

4. Maintaining Security Classification. Each Air Staff office, each MAC, and the AFCHO will indicate the proper security classification and the appropriate downgrading and declassification group number (as prescribed in AFRs 205-1 and 205-2) for all digest material. Further, the contributing activities will notify HQ USAF (AFADSAC), Wash DC 20330, immediately as to any change in the security classification or in the downgrading and declassification group numbers which affect previously published digest material.

BY ORDER OF THE SECRETARY OF THE AIR FORCE

J. P. McCONNELL
General, U. S. Air Force
Chief of Staff

OFFICIAL

R. J. PUGH
Colonel, USAF
Director of Administrative Services

This regulation supersedes AFR 171-8, 21 July 1964.
OPR: AFADSAC
DISTRIBUTION: M

FOREWORD

THIS IS THE TWENTY-SECOND EDITION OF THE USAF STATISTICAL DIGEST. IN ADDITION TO THE USUAL STATISTICAL SUMMARIES, MATERIAL REFLECTING USAF ACTIVITIES IN SOUTHEAST ASIA (SEA) HAVE BEEN INCLUDED AND MAY BE FOUND AT THE END OF VARIOUS SECTIONS.

PART I, AIR FORCE UNITS AND CAPABILITIES, INCLUDES DATA ON USAF AIRCRAFT POSSESSED AND COMBAT READY, AIRCREWS FORMED AND COMBAT READY, AND SQUADRONS LOCATED IN SEA DURING FY 1967.

PART II, FLIGHT OPERATIONS, CONTAINS INFORMATION ON AVERAGE NUMBER OF AIRCRAFT, COMBAT AND COMBAT SUPPORT FLYING HOURS AND UTILIZATION RATES AS WELL AS THE NUMBER OF SORTIES FOR EACH OPERATIONAL AND SUPPORT BASE IN SEA FOR FY 1967. DATA ON AIRCRAFT, INDICATING COMMAND OF POSSESSION, IS ALSO SHOWN.

PART III, SAFETY, INCLUDES DATA ON MAJOR AND MINOR AIRCRAFT FLIGHT ACCIDENTS IN SEA FOR FY 1967 AND FY 1966. DUE TO A CHANGE IN THE ACCIDENT REPORTING DIRECTIVE, TABLES ON NON-FLIGHT ACCIDENTS HAVE BEEN DELETED (REFERENCE TABLES 16 AND 17 IN THE FY 1966 ISSUE OF THIS PUBLICATION).

PART IV, MATERIEL, INCLUDES DATA ON AIR FORCE ORDNANCE EXPENDITURES IN SEA FROM FY 1965 THROUGH FY 1967. THE PRESENTATION OF USAF INVENTORY OF AMMUNITION ITEMS (REFERENCE TABLE 60 IN THE FY 1966 ISSUE) HAS BEEN REVISED TO INCLUDE MORE MEANINGFUL STATISTICS.

PART VII, MILITARY ASSISTANCE PROGRAM, CONTAINS SPECIAL TABLES ON MILITARY ASSISTANCE SERVICE FUNDED PROGRAM AND FREE WORLD MILITARY ASSISTANCE FORCES IN SEA.

PART VIII, MILITARY PERSONNEL, REFLECTS DATA ON MILITARY STRENGTH BY TYPE OF PERSONNEL IN SEA, AS WELL AS USAF OFFICERS AND AIRMAN CASUALTY INFORMATION DURING FY 1967. INCLUDED ALSO IS STATISTICAL DATA ON THE DISTRIBUTION OF USAF REGULAR AND NON-REGULAR (MALE AND FEMALE) LINE AND OTHER THAN LINE COMMISIONED OFFICERS.

PART IX, CIVILIAN PERSONNEL, REFLECTS DATA ON THE EMPLOYED STRENGTH OF CIVILIAN PERSONNEL IN SEA AT END OF QUARTER FOR FY 1966 AND FY 1967.

PART X, MEDICAL, CONTAINS INFORMATION PERTAINING TO ADMISSION RATES FOR MAJOR ILLNESS GROUPS IN SEA.

F O R E W O R D (CONTINUED)

DATA PRESENTED IN THE MILITARY TRAINING SECTION OF THE FY 1966 ISSUE HAS BEEN DELETED SINCE THE REQUIREMENT FOR THIS INFORMATION NO LONGER EXISTS. OTHER MATERIAL, SUCH AS DATA PERTAINING TO AVIATION FUEL AND OIL, FOUND IN PART IV OF THE PREVIOUS ISSUE, ARE NO LONGER AVAILABLE IN THE REPORTING SYSTEM. IN OTHER INSTANCES, SOME TABLES HAVE BEEN COMBINED OR REVISED TO IMPROVE STATISTICAL DATA PRESENTATION.

THE HISTORIES OF MAJOR COMMANDS AND SEPARATE OPERATING AGENCIES WERE REVIEWED AND REVISED BY THE HISTORICAL STUDIES BRANCH OF THE USAF HISTORICAL DIVISION. THE LINEAGE OF EACH UNIT HAS BEEN DETERMINED IN ACCORDANCE WITH AFP 210-1-4. IN ADDITION, THE REVISION INCLUDES INFORMATION ON THE STATUS (MAJOR COMMAND, ETC.) OF THE VARIOUS ORGANIZATIONS.

THE FY 1967 CHRONOLOGY OF UNITED STATES AIR FORCE MAJOR EVENTS WAS PREPARED BY THE USAF HISTORICAL DIVISION LIAISON OFFICE (AFCHO) FROM INFORMATION SUBMITTED BY THE MAJOR AIR COMMANDS AND SEPARATE OPERATING AGENCIES AND FROM SOURCES AVAILABLE IN AFCHO.

LEADERS OF THE USAF WAS REVISED TO INCLUDE ONLY THOSE HOLDING OFFICE DURING THE CURRENT FISCAL YEAR. IT CONTAINS THE NAMES AND TENURE OF THE SECRETARY OF DEFENSE AND EXECUTIVES AND COMMANDERS OF THE UNITED STATES AIR FORCE DURING FY 1967.

SOURCES FOR THE DATA CONTAINED HEREIN ARE THE PUBLISHED AND UNPUBLISHED RECORDS OF THE DATA SERVICES CENTER, EXCEPT WHERE OTHERWISE NOTED IN THE SOURCE INDICATED AT THE END OF EACH TABLE.

CORRESPONDENCE RELATIVE TO THE CONTENT OF THIS DOCUMENT, AS WELL AS SUGGESTIONS FOR FUTURE EDITIONS, SHOULD BE ADDRESSED TO HEADQUARTERS, USAF (AFADS), WASHINGTON, D. C. 20330.

FOREWORD . . . . . III — IV
TABLE OF CONTENTS . . . . . V — XV
HISTORICAL LINEAGE OF USAF MAJOR AIR COMMANDS AND SEPARATE OPERATING AGENCIES . XVI — XVII
DEPARTMENT OF DEFENSE CHART XVIII
DEPARTMENT OF THE AIR FORCE CHART XIX
SECRETARY OF DEFENSE AND EXECUTIVES AND COMMANDERS OF THE USAF DURING FY 1967 . XX — XXI
CONTINENTAL USAF INSTALLATIONS MAP XXII
OVERSEAS USAF INSTALLATIONS MAPS . . . . . XXIII — XXVI
CHRONOLOGY OF UNITED STATES AIR FORCE MAJOR EVENTS — FY 1967 . . . . . XXVII — XXXV

PART I — AIR FORCE UNITS AND CAPABILITIES

AIR FORCE UNITS AND CAPABILITIES . . . . . 1 — 35

INTRODUCTION AND DEFINITIONS 1

TABLE 1 — ACTIVE USAF ORGANIZATIONS BY MAJOR AIR COMMAND AND SEPARATE OPERATING AGENCY, WORLD-WIDE — 30 JUN 1967 2
TABLE 2 — USAF COMBAT FORCES BY KIND OF UNIT, WORLD-WIDE, AT END OF QUARTER — FY 1967 . 3
TABLE 3 — USAF COMBAT FORCES BY KIND OF UNIT, BY GEOGRAPHICAL AREA, WORLD-WIDE, AT END OF MONTH — FY 1967 . . . . . 4 — 17
TABLE 4 — USAF COMBAT FORCES BY KIND OF UNIT, BY COMMAND OF ASSIGNMENT, WORLD-WIDE, AT END OF QUARTER — FY 1967 . . . . . 18 — 20
TABLE 5 — USAF COMBAT FORCES, READINESS STATUS OF AIRCRAFT AND AIRCREWS IN SELECTED KINDS OF UNITS, BY WEAPONS SYSTEM, AT END OF QUARTER — FY 1967 . . . . . 21 — 27
TABLE 6 — USAF COMBAT FORCES, READINESS STATUS OF MISSILES, BY WEAPONS SYSTEM, AT END OF QUARTER — FY 1967 . . . . . 28 — 29
TABLE 7 — COMBAT READINESS RATINGS OF USAF COMBAT FORCES BY KIND OF UNIT SEMIANNUALLY — FY 1967 . . . . . 30 — 31
TABLE 8 — USAF COMBAT FORCES, READINESS STATUS OF AIRCRAFT AND AIRCREWS IN SOUTHEAST ASIA BY WEAPONS SYSTEM, AT END OF QUARTER — FY 1967 . . . . . 32 — 35

PART II — FLIGHT OPERATIONS

FLIGHT OPERATIONS . . . . . 37 — 91

INTRODUCTION AND DEFINITIONS . . . . . 37 — 38

TABLE 9 — USAF FLIGHT OPERATIONS BY TYPE OF ACTIVITY, WORLD-WIDE, BY QUARTER — FY 1967 . 39
TABLE 10 — USAF FLIGHT OPERATIONS OF ACTIVE AIRCRAFT BY MISSION AND DESIGN OF AIRCRAFT, WORLD-WIDE, BY QUARTER — FY 1967 . . . . . 40 — 47
TABLE 11 — SOUTHEAST ASIA OPERATIONAL DATA BY MISSION, DESIGN, SERIES WITHIN BASES, QUARTERLY — FY 1967 . . . . . 48 — 75
TABLE 12 — SOUTHEAST ASIA OPERATIONAL DATA SUMMARY BY MISSION, DESIGN, SERIES INDICATING COMMAND, QUARTERLY — FY 1967 . . . . . 76 — 91

PART III — SAFETY

AIRCRAFT ACCIDENTS . . . . . 93 — 106

INTRODUCTION AND DEFINITIONS 93

TABLE 13 — USAF AIRCRAFT FLIGHT ACCIDENTS, FATALITIES, AND AIRCRAFT DESTROYED, BY COMMAND, WORLD-WIDE — FY 1967 94

PART III — SAFETY (CONTINUED)

TABLE 14 — USAF AIRCRAFT FLIGHT ACCIDENTS, FATALITIES, AND AIRCRAFT DESTROYED, BY MISSION, BY COMMAND, WORLD-WIDE — FY 1967 . . . . . 95 — 97

TABLE 15 — USAF AIRCRAFT FLIGHT ACCIDENTS (MAJOR AND FATAL), FATALITIES AND AIRCRAFT DESTROYED, BY MISSION AND DESIGN AIRCRAFT, WORLD-WIDE — FY 1967 . . . . . 98 — 99

TABLE 16 — MAJOR AIRCRAFT FLIGHT ACCIDENTS, BY MISSION AND DESIGN AIRCRAFT, BY CAUSE FACTOR, WORLD-WIDE, — FY 1967 . . . . . 100 — 101

TABLE 17 — MAJOR AIRCRAFT FLIGHT ACCIDENTS, BY MISSION AND DESIGN AIRCRAFT, BY PHASE OF OPERATION, WORLD-WIDE, — FY 1967 . . . . . 102 — 103

TABLE 18 — PERSONNEL FATILITIES AND INJURIES IN AIRCRAFT ACCIDENTS, BY MISSION AND DESIGN AIRCRAFT, WORLD-WIDE, — FY 1967 . . . . . 104 — 105

TABLE 19 — SOUTHEAST ASIA AIRCRAFT FLIGHT ACCIDENTS — FY 1967 AND FY 1966 106

GROUND ACCIDENTS . . . . . 107 — 119

INTRODUCTION AND DEFINITIONS 107

INJURIES . . . . . 108 — 111

TABLE 20 — MILITARY PERSONNEL DISABLING AND NON-DISABLING INJURY EXPERIENCE BY COMMAND WORLD-WIDE — FY 1967 108

TABLE 21 — ON-DUTY MILITARY PERSONNEL DISABLING INJURY EXPERIENCE BY COMMAND, WORLD-WIDE — FY 1967 109

TABLE 22 — OFF-DUTY MILITARY PERSONNEL DISABLING INJURY EXPERIENCE BY COMMAND, WORLD-WIDE — FY 1967 110

TABLE 23 — ON-DUTY CIVILIAN PERSONNEL DISABLING AND NON-DISABLING INJURY EXPERIENCE BY COMMAND, WORLD-WIDE — FY 1967 111

COSTS . . . . . 112 — 113

TABLE 24 — USAF MOTOR VEHICLE GROUND ACCIDENT EXPERIENCE AND COST BY COMMAND, WORLD-WIDE — FY 1967 112

TABLE 25 — GROUND ACCIDENT COST ANALYSES BY COMMAND, WORLD-WIDE — FY 1967 113

LOSSES AND COSTS . . . . . 114 — 118

TABLE 26 — MILITARY PERSONNEL DISABLING INJURY LOSSES AND COSTS RESULTING FROM USAF MOTOR VEHICLE ACCIDENTS, BY COMMAND, WORLD-WIDE — FY 1967 114

TABLE 27 — ON-DUTY CIVILIAN PERSONNEL DISABLING INJURY LOSSES AND COSTS RESULTING FROM USAF MOTOR VEHICLE ACCIDENTS BY COMMAND, WORLD-WIDE — FY 1967 115

TABLE 28 — MILITARY PERSONNEL DISABLING INJURY LOSSES AND COSTS RESULTING FROM PRIVATE MOTOR VEHICLE ACCIDENTS BY COMMAND, WORLD-WIDE — FY 1967 116

TABLE 29 — MILITARY PERSONNEL DISABLING INJURY LOSSES AND COSTS RESULTING FROM ALL OTHER (NON-VEHICULAR) ACCIDENTS BY COMMAND, WORLD-WIDE — FY 1967 117

TABLE 30 — ON-DUTY CIVILIAN PERSONNEL DISABLING INJURY LOSSES AND COSTS RESULTING FROM ALL OTHER (NON-VEHICULAR) ACCIDENTS BY COMMAND, WORLD-WIDE — FY 1967 118

DAMAGES 119

TABLE 31 — USAF AIRCRAFT DAMAGE RESULTING FROM GROUND ACCIDENTS BY COMMAND, WORLD-WIDE — FY 1967 119

PART IV — MATERIEL

AIRCRAFT AND MISSILES . . . . . 121 — 167

INTRODUCTION AND DEFINITIONS 121

TABLE 32 — USAF AIRCRAFT ACCEPTANCES OF MODELS IN PRODUCTION, BY MANUFACTURER, BY RECIPIENT BY MONTH — FY 1967 . . . . . 122 — 123
TABLE 33 — USAF GUIDED MISSILE, AIR TO AIR MISSILE, AND TARGET DRONE ACCEPTANCES BY MANUFACTURER, BY MONTH — FY 1967 124
TABLE 34 — USAF AIRCRAFT PROCUREMENT PROGRAMS BY FISCAL YEAR FUNDING — FY 1965 AND PRIOR THROUGH FY 1967 . . . . . 125 — 126
TABLE 35 — USAF GUIDED MISSILE, AIR TO AIR MISSILE, AND TARGET DRONE PROCUREMENT PROGRAMS, BY FISCAL YEAR FUNDING - FY 1967 AND PRIOR 127
TABLE 36 — FUNCTIONAL DISTRIBUTION OF USAF AIRCRAFT BY MISSION, WORLD-WIDE, AT END OF QUARTER — FY 1967 . . . . . 128 — 129
TABLE 37 — FUNCTIONAL DISTRIBUTION OF USAF AIRCRAFT BY MISSION, DESIGN, AND SELECTED SERIES, WORLD-WIDE — 30 JUN 1967 . . . . . 130 — 134
TABLE 38 — FUNCTIONAL DISTRIBUTION OF USAF MISSILES BY MISSION, DESIGN, AND SERIES, WORLD-WIDE, BY QUARTER — FY 1967 . . . . . 135 — 137
TABLE 39 — FUNCTIONAL DISTRIBUTION OF USAF AIRCRAFT AT END OF QUARTER, AND HOURS FLOWN DURING QUARTER, BY COMMAND, WORLD-WIDE — FY 1967 . . . . . 138 — 140
TABLE 40 — AGE (IN MONTHS) DISTRIBUTION OF USAF AIRCRAFT BY MISSION, DESIGN, AND SERIES, WORLD-WIDE — 30 JUN 1967 . . . . . 141 — 146
TABLE 41 — AGE (IN MONTHS) DISTRIBUTION OF USAF MISSILES, BY MISSION, AND DESIGN, WORLD-WIDE — 30 JUN 1967 147
TABLE 42 — AGE (IN MONTHS) DISTRIBUTION OF USAF DRONES, BY MISSION, AND DESIGN, WORLD-WIDE — 30 JUN 1967 147
TABLE 43 — USAF AND COMPONENT AIRCRAFT GAINS AND LOSSES BY MISSION, DESIGN, AND SERIES, WORLD-WIDE, SEMIANNUALLY — FY 1967 . . . . . 148 — 165
TABLE 44 — USAF MISSILE AND DRONE GAINS AND LOSSES BY MISSION, DESIGN, AND SERIES, WORLD-WIDE, SEMIANNUALLY — FY 1967 . . . . . 166 — 167

PROPULSION UNITS . . . . . 168 — 182

INTRODUCTION AND DEFINITIONS 168

TABLE 45 — USAF PROPULSION UNIT ACCEPTANCES BY TYPE AND RECIPIENT — FY 1967 169

TABLE 46 — USAF PROPULSION UNIT ACCEPTANCES OF MODELS IN PRODUCTION BY MANUFACTURER, BY MONTH — FY 1967 . . . . . 170 — 171
TABLE 47 — USAF PROPULSION UNITS BY ACCOUNT, BY MAJOR TYPE, BY STATUS, WORLD-WIDE, SEMIANNUALLY — FY 1967 . . . . . 172 — 173
TABLE 48 — USAF PROPULSION UNITS BY MAJOR TYPE, BY MODEL, BY STATUS, WORLD-WIDE, SEMIANNUALLY — FY 1967 . . . . . 174 — 175
TABLE 49 — USAF PROPULSION UNITS BY ACCOUNT, BY TYPE, BY STATUS, WORLD-WIDE, SEMIANNUALLY — FY 1967 . . . . . 176 — 182

VEHICLES . . . . . 183 — 185

INTRODUCTION AND DEFINITIONS 183

TABLE 50 — USAF VEHICLES BY DESIGN AND APPLICATION, IN USE AND IN STORAGE, WORLD-WIDE, — 30 JUN 1967 184
TABLE 51 — USAF COMMERCIAL DESIGN VEHICLES IN USE, BY AREA, WORLD-WIDE — 30 JUN 1967 185

PART IV — MATERIEL (Continued)

WAR READINESS MATERIEL . . . . . 186 — 189

INTRODUCTION AND DEFINITIONS 186

Table 52 — Prestockage And Per Cent Of Requirements Of War Readiness Materiel (WRM) For Selected Items, World-wide, 25 Dec 1966 And 25 Jun 1967 187

Table 53 — USAF Inventory Of Ammunition Items, World-wide — 30 Jun 1967 188

Table 54 — SEA — Air Force Ordnance Expenditures, By Type - FY 1965 Through FY 1967 189

AIR FORCE EQUIPMENT MANAGEMENT SYSTEM (AFEMS) . . . . . 190 — 191

INTRODUCTION AND DEFINITIONS 190

Table 55 — Monetary Value Of USAF Equipment Authorized And In Use/In Place By Command World-wide - 15 Apr 1967 191

MACHINE TOOLS . . . . . 192 — 193

INTRODUCTION AND DEFINITIONS 192

Table 56 — USAF Owned Metalworking Machinery In Use, By Type And Location, — 30 Jun 1967 . 193

STATUS OF THE USAF STRATEGIC AND CRITICAL MATERIALS STOCKPILING PROGRAM . . . . . 194 — 196

INTRODUCTION 194

Table 57 — Status Of The Strategic And Critical Materials Stockpiling Program By Depot - 30 Jun 1967 195

Table 58 — Status Of The Strategic And Critical Materials Stockpiling Program By Depot, By Materiel — 30 Jun 1967 . . . . . 195 — 196

SURPLUS AND EXCESS MATERIEL . . . . . 197 — 198

INTRODUCTION AND DEFINITIONS 197

Table 59 — Excess And Surplus Personal Property Processed By The USAF, World-wide - FY 1967 198

PART V — TRANSPORTATION

INTRODUCTION AND DEFINITIONS 199

TABLE 60 — MILITARY AIRLIFT COMMAND (MAC) SELECTED TRANSPORT OPERATIONS OF THE SINGLE MANAGER OPERATING AGENCY BY USER — FY 1967. 200
TABLE 61 — MILITARY AIRLIFT COMMAND (MAC)SELECTED TRANSPORT OPERATIONS OF THE SINGLE MANAGER OPERATING AGENCY BY ACTIVITY — FY 1967 200
TABLE 62 — MILITARY AIRLIFT COMMAND AIRLIFT SERVICE, INDUSTRIAL FUND AIRCRAFT AND FLYING HOUR DATA — FY 1967. 201
TABLE 63 — MILITARY AIRLIFT COMMAND (MAC) COST OF COMMERCIAL AIRLIFT PROCURED FOR SINGLE MANAGER OPERATING AGENCY, BY CONTRACTOR — FY 1967. 202
TABLE 64 — STATEMENT OF REVENUE AND COSTS - MILITARY AIRLIFT COMMAND USAF INDUSTRIAL FUND — FY 1967. 203
TABLE 65 — MOVEMENT OF USAF SPONSORED PASSENGERS VIA OCEAN TRANSPORTATION, BY DIRECTION OF PASSENGER LIFT AND ACCOMMODATIONS - WORLD-WIDE — FY 1967. 204
TABLE 66 — MOVEMENT OF USAF SPONSORED PASSENGERS VIA OCEAN TRANSPORTATION, BY ACCOMMODATION AND CATEGORY OF PASSENGERS, WORLD-WIDE — FY 1967 204
TABLE 67 — MOVEMENT OF USAF SPONSORED PASSENGERS VIA OCEAN TRANSPORTATION TO AND FROM CONTINENTAL US BY SOURCE, DESTINATION, AND ACCOMMODATION — FY 1967 . . . . . 205 — 206
TABLE 68 — MOVEMENT OF USAF SPONSORED DRY CARGO VIA OCEAN TRANSPORTATION BY DIRECTION OF LIFT AND BY COMMODITY, WORLD-WIDE — FY 1967. 207
TABLE 69 — MOVEMENT OF USAF SPONSORED DRY CARGO VIA OCEAN TRANSPORTATION TO AND FROM CONTINENTAL US BY SOURCE AND DESTINATION, BY COMMODITY - WORLD-WIDE — FY 1967 208 — 209
TABLE 70 — MOVEMENT OF USAF BULK PETROLEUM VIA OCEAN TRANSPORTATION BY AREA, WORLD-WIDE, — FY 1967. 210
TABLE 71 — MOVEMENT OF USAF BULK PETROLEUM VIA OCEAN TRANSPORTATION BY TYPE OF PRODUCT WORLD-WIDE — FY 1967 210

PART VI — INSTALLATIONS

INTRODUCTION AND DEFINITIONS . . . . . 211 — 212

TABLE 72 — ACTIVE INSTALLATIONS, WORLD-WIDE — 30 JUN 1967 213
TABLE 73 — PROGRESS OF USAF MILITARY CONSTRUCTION PROGRAM, WORLD-WIDE — FY 1967. 214
TABLE 74 — AIR FORCE REAL PROPERTY DATA - WORLD-WIDE — FY 1967. 215
TABLE 75 — COST TO US GOVERNMENT OF MILITARY REAL PROPERTY CONTROLLED BY DEPARTMENT OF THE AIR FORCE, WORLD-WIDE — 30 JUN 1967. 215
TABLE 76 — MILITARY REAL PROPERTY ACREAGE CONTROLLED AND LOCATED AT DEPARTMENT OF THE AIR FORCE INSTALLATIONS, WORLD-WIDE — 30 JUN 1967 216
TABLE 77 — GOVERNMENT COST OF LAND CONTROLLED BY DEPARTMENT OF THE AIR FORCE, WORLD-WIDE, 30 JUN 1967. 216
TABLE 78 — MAINTENANCE AND OPERATION COST OF USAF REAL PROPERTY BY COMMAND WORLD-WIDE — FY 1967 217
TABLE 79 — USAF STORAGE SPACE, UTILIZATION, AND OCCUPANCY, DEPOT ONLY - 30 JUN 1967 218

PART VII — MILITARY ASSISTANCE PROGRAM (MAP)

INTRODUCTION AND DEFINITIONS 219

TABLE 80 — MILITARY ASSISTANCE GRANT AID PROGRAM SUPPORTED AIRCRAFT INVENTORY BY STATUS, BY MISSION, DESIGN, AND SERIES OF AIRCRAFT, WORLD-WIDE, AT END OF QUARTER—FY 1967 220
TABLE 81 — MILITARY ASSISTANCE GRANT AID PROGRAM SUPPORTED AIRCRAFT INVENTORY BY STATUS, BY MISSION, DESIGN, AND SERIES OF AIRCRAFT, BY COUNTRY, WORLD-WIDE, AT END OF QUARTER — FY 1967. . . . . 221 — 224
TABLE 82 — MILITARY ASSISTANCE GRANT AID PROGRAM AIRCRAFT ATTRITION, BY MISSION, DESIGN, AND SERIES OF AIRCRAFT, WORLD-WIDE — FY 1967 225

PART VII – MILITARY ASSISTANCE PROGRAM (MAP)
(Continued)

Table 83 – Military Assistance Grant Aid Program Aircraft Hours Flown By Mission, Design And Series Of Aircraft, World-wide, By Quarter – FY 1967 226
Table 84 – Military Assistance Grant Aid Program Aircraft Hours Flown By Mission, Design And Series Of Aircraft, By Country, World-wide, By Quarter – FY 1967 . . . . . 227 – 230
Table 85 – Military Assistance Grant Aid Program Aircraft Deliveries By Mission, Design, And Series Of Aircraft, World-wide, By Quarter – FY 1967 231
Table 86 – Military Assistance Grant Aid Program Aircraft Deliveries By Recipient Country, By Mission, Design, And Series Of Aircraft, World-wide, By Quarter – FY 1967 . . . 232 – 234
Table 87 – Aircraft Deliveries To Eligible Foreign Countries Under Foreign Military Sales, World-wide – FY 1950 Through FY 1967 235
Table 88 – Military Assistance Grant Aid Program, Formal Training Accomplishment By Type Of Training, By Recipient Country, World-wide – FY 1950 Through FY 1967 . . . . . 236 – 237
Table 89 – USAF Civilian Employees In Salaried And Wage Board Groups Employed Under Military Assistance Program (MAP), World-wide, At End Of Quarter – FY 1967 . . . 238
Table 90 – Military Assistance (MASF And FWAF) Program Supported Aircraft, Inventory, Flying Hours, Deliveries And Attrition, By Mission, Design, And Series Of Aircraft – FY 1967 239
Table 91 – Free World Military Assistance Program Formal Training Accomplishment By Type Of Training, By Recipient Country – FY 1965 Through FY 1967 240

PART VIII – MILITARY PERSONNEL

DEFINITIONS . . . . . 241 – 242
STRENGTH . . . . . 243 – 263
Table 92 – Duty Location Strength By State, In The United States, At End Of Quarter – FY 1967 243 – 244
Table 93 – Duty Location Strength By Country, Overseas, At End Of Quarter – FY 1967 . . . . . 245 – 246
Table 94 – Military Strength Of Officers By Grade In Which Serving, By Command – 30 Jun 1967 . 247
Table 95 – USAF Regular And Reserve General Officers By Grade In Which Serving, World-wide, At End Of Quarter – FY 1967 248
Table 96 – USAF Regular General Officers By Permanent Grade, By Grade In Which Serving, World-wide, At End Of Quarter – FY 1967 248
Table 97 – Airmen By Grade In Which Serving, By Command, World-wide – 30 Jun 1967 249
Table 98 – USAF Officers By Grade In Which Serving, By Age, World-wide, Annually – FY 1967 . 250
Table 99 – Average Age Of USAF Officers By Grade In Which Serving, World-wide – FY 1957 Through FY 1967 251
Table 100 – USAF Military Personnel By Type, By Personnel Identity, By Command, World-wide, At End Of Quarter – FY 1967 . . . . . 252 – 257
Table 101 – USAF Military Personnel By Grade In Which Serving, By Component, World-wide, At End Of Quarter – FY 1967 . . . . . 258 – 260
Table 102 – USAF Regular Commissioned Officers By Grade In which Serving, By Control Branch, World-wide, – FY 1967 261
Table 103 – USAF Female Personnel By Type, By Grade In Which Serving, World-wide – 30 Jun 1967 . 262
Table 104 – USAF Military Personnel Suggestion Program Awards By Command, World-wide – FY 1967 . 263

PERSONNEL BY AERONAUTICAL STATUS . . . . . 264 – 267
Table 105 – USAF Officers By Aeronautical Ratings, On Flying Status, By Grade In Which Serving, World-wide, At End Of Quarter – FY 1967 264
Table 106 – USAF Officers By Aeronautical Status, World-wide, At End Of Quarter – FY 1967 265
Table 107 – USAF Officers By Aeronautical Ratings, On Flying Status, By Command, World-wide, – FY 1967 266
Table 108 – USAF Officers On Flying Status By Aeronautical Ratings, By Age, World-wide, Semiannually – 31 Dec 1966 And 30 Jun 1967 267

SPECIALTIES AND SKILL LEVEL . . . . . 268 – 271
Table 109 – Assigned USAF Officers By Occupational Field Based On Duty Specialty, World-wide, Annually – 30 Jun 1967 268
Table 110 – Authorized And Assigned Permanent Party Airmen By Control AF Speciality Within Career Field, By Skill Level, World-wide, Semiannually 31 Dec 1966 And 30 Jun 1967 . . . . . 269 – 271

PART VIII — MILITARY PERSONNEL (Continued)

PROMOTIONS. . . . . 272 — 273

Table 111 — Regular USAF Officers Selected For Permanent Promotions, World-wide — FY 1967 272
Table 112 — Temporary Promotions Of USAF Officers To General Officers By Grade To Which Promoted, World-wide — FY 1967 272
Table 113 — USAF Officers Selected For Temporary Promotions, World-wide — FY 1967 272
Table 114 — Promotions Of Top Six Grade Airmen By Fiscal Year — FY 1962 Through FY 1967. . 273

GAINS, LOSSES, AND STATUS CHANGE. . . . . 274 — 279

Table 115 — Gains, and Losses of USAF Officers To The Active Military Strength, World-wide — FY 1967 . . . . . 274 — 275
Table 116 — Gains, Losses And Status Changes Of Airmen To USAF Active Military Strength, World-wide — FY 1967 . . . . . 276 — 277
Table 117 — Gains And Losses Of USAF Officers By Grade, World-wide, By Quarter — FY 1967 . 278
Table 118 — Gains And Losses Of Airmen By Grade, World-wide, By Quarter — FY 1967. 278
Table 119 — Losses Of USAF Officers By Flying Status, By Aeronautical Status, By Age Group, World-wide — FY 1967 279

ENLISTMENTS AND REENLISTMENTS . . . . . 280 — 282

Table 120 — Enlistments And Reenlistments By Grade, By Sex, World-wide — FY 1967 280
Table 121 — Enlistments And Reenlistments By Term Of Enlistment, By Sex, World-wide—FY 1967 280
Table 122 — Enlistments By Educational Level, World-wide, By Quarter — FY 1967 281
Table 123 — Non-Prior Service Enlistments By Armed Forces Qualification Test (AFQT) Mental Category, By Quarter — FY 1967. 282

RETIREMENTS. 283

Table 124 — USAF Retired Military Personnel By Pay Grade, By Type Of Retirement, By Component, Inventory — 30 Jun 1967 283

DISTRIBUTION OF USAF REGULAR AND NON-REGULAR LINE AND OTHER THAN LINE COMMISSIONED OFFICERS . . . . . 284 — 285

Table 125 — Distribution Of USAF Regular (Male And Female) Line And Other Than Line Commissioned Officers By Permanent Grade And Temporary Grade In Which Serving — 30 Jun 1967. 284
Table 126 — Distribution Of USAF Non-Regular (Male And Female) Line And Other Than Line Commissioned Officers By Permanent Grade And Temporary Grade In Which Serving — As Of 30 Jun 1967 285

OFFICER AND AIRMAN DEATHS . . . . . 286 — 288

Table 127 — Non-Battle Deaths Of USAF Officers By Aeronautical Rating, By Grade In Which Serving At Time Of Death, World-wide, Semiannually — FY 1967. 286
Table 128 — Non-Battle Deaths Of USAF Officers And Airmen By Grade In Which Serving At Time Of Death, World-wide, Semiannually — FY 1967. 286
Table 129 — Non-Battle Deaths Of USAF Officers By Age Group, By Grade In which Serving At Time Of Death, World-wide, Semiannually — FY 1967. 287
Table 130 — Non-Battle Deaths Of Airmen By Age Group, By Grade In Which Serving At Time Of Death, World-wide, Semiannually — FY 1967. 287
Table 131 — Non-Battle Deaths Of USAF Officers By Age Group, By Causative Agent, World-wide Semiannually — FY 1967. 288

PART VIII — MILITARY PERSONNEL (CONTINUED)

OFFICER AND AIRMAN DEATHS (CONTINUED)

TABLE 132 — NON-BATTLE DEATHS OF AIRMEN BY AGE GROUP, BY CAUSATIVE AGENT, WORLD-WIDE SEMIANNUALLY — FY 1967 288

SOUTHEAST ASIA . . . . . 289 — 290

TABLE 133 — SOUTHEAST ASIA USAF MILITARY STRENGTH BY COUNTRY — FY 1965 THROUGH FY 1967 . . 289
TABLE 134 — SOUTHEAST ASIA BATTLE DEATHS OF USAF OFFICERS BY AERONAUTICAL RATING, BY GRADE IN WHICH SERVING AT TIME OF DEATH, SEMIANNUALLY — FY 1967 290
TABLE 135 — SOUTHEAST ASIA BATTLE DEATHS OF USAF OFFICERS AND AIRMEN BY GRADE IN WHICH SERVING AT TIME OF DEATH, SEMIANNUALLY — FY 1967 290

PART IX CIVILIAN PERSONNEL

INTRODUCTION AND DEFINITIONS . . . . . 291 — 293

TABLE 136 — USAF CIVILIAN EMPLOYEES, WORLD-WIDE, AT END OF QUARTER — FY 1967 294
TABLE 137 — CIVILIAN EMPLOYEES BY DUTY LOCATION WITHIN CONTINENTAL US, AT END OF QUARTER — FY 1967 294
TABLE 138 — CIVILIAN EMPLOYEES BY DUTY LOCATION OUTSIDE CONTINENTAL US, AT END OF QUARTER — FY 1967 . . . . . 295 — 296
TABLE 139 — CIVILIAN EMPLOYEES BY CATEGORY, BY GRADE, WORLD-WIDE, AT END OF QUARTER — FY 1967 297
TABLE 140 — CIVILIAN EMPLOYEES BY TYPE OF APPOINTMENT, BY EMPLOYEE GROUP, WORLD-WIDE, AT END OF QUARTER — FY 1967 298
TABLE 141 — WAE (WHEN ACTUALLY EMPLOYED) EMPLOYEES AND PRESIDENTIAL APPOINTEES, WORLD-WIDE, AT END OF QUARTER — FY 1967 299
TABLE 142 — DEPARTMENTAL CIVILIAN EMPLOYEES BY TYPE OF EMPLOYEE, BY EMPLOYEE GROUP, AT END OF QUARTER — FY 1967 299
TABLE 143 — CIVILIAN EMPLOYEES WITH VETERANS PREFERENCE, BY PREFERENCE POINTS, WITHIN MAJOR AIR COMMANDS, WORLD-WIDE, AT END OF QUARTER — FY 1967 300
TABLE 144 — CIVILIAN EMPLOYEES BY SEX, BY LOCATION, WORLD-WIDE, AT END OF QUARTER — FY 1967 . . . . . 301 — 303
TABLE 145 — CIVILIAN EMPLOYEES BY CITIZENSHIP OR NONCITIZENSHIP STATUS, BY COMMAND, OVERSEAS, AT END OF QUARTER — FY 1967 . . . . . 303 — 305
TABLE 146 — DEPARTMENTAL CIVILIAN EMPLOYEES BY TYPE OF SERVICE, AT END OF QUARTER — FY 1967 306
TABLE 147 — DEPARTMENTAL CIVILIAN EMPLOYEES WITH VETERANS PREFERENCE, BY PREFERENCE POINTS, AT END OF QUARTER — FY 1967 306
TABLE 148 — ACCESSIONS OF USAF CIVILIAN EMPLOYEES BY TYPE, WORLD-WIDE, BY QUARTER — FY 1967 307
TABLE 149 — SEPARATIONS OF USAF CIVILIAN EMPLOYEES BY TYPE, WORLD-WIDE, BY QUARTER — FY 1967 308
TABLE 150 — USAF INCENTIVE AWARDS AND QUALITY SALARY INCREASED PROGRAMS, WORLD-WIDE, — FY 1967 309
TABLE 151 — AIR FORCE AID SOCIETY SUMMARIES, FOR MILITARY UNITS, WORLD-WIDE — FY 1967 310

TABLE 152 — SUMMARY OF USAF CIVILIAN RETIREMENT FUND TRANSACTIONS — 31 DEC 1966 310

TABLE 153 — EMPLOYED STRENGTH OF CIVILIAN PERSONNEL IN SOUTHEAST ASIA (SEA), AT END OF QUARTER — FY 1966 AND FY 1967 311

PART X — MEDICAL

DEFINITIONS 313

TABLE 154 — SELECTED DATA CONCERNING MEDICAL CARE PROVIDED AT FIXED AIR FORCE MEDICAL FACILITIES WORLD-WIDE — FY 1963—1967 . . . . . 314 — 315

TABLE 155 — ADMISSION RATES FOR MAJOR ILLNESS GROUPS, BY MONTH, AIR FORCE PERSONNEL, FY 1963—1967 . . . . . 316 — 317

TABLE 156 — ADMISSION RATES FOR MAJOR ILLNESS GROUPS, BY MONTH, AIR FORCE PERSONNEL, IN SOUTHEAST ASIA — FY 1965—1967 317

TABLE 157 — NONEFFECTIVE RATIOS FOR ALL CAUSES, BY MONTH, AIR FORCE PERSONNEL, WORLD-WIDE, — FY 1963—1967 318

TABLE 158 — HOSPITALIZED RATIOS FOR ALL CAUSES, BY MONTH, AIR FORCE PERSONNEL, WORLD-WIDE — FY 1963—1967 318

TABLE 159 — NUMBER OF INDIVIDUALS COMPLETING PHYSIOLOGICAL TRAINING ACCORDING TO PHASE OF TRAINING — FY 1963—1967 319

PART XI — SECURITY AND DISCIPLINE

SECURITY AND MILITARY POLICE . . . . . 321 — 331

INTRODUCTION AND DEFINITIONS . . . . . 321 — 322

TABLE 160 — SECURITY POLICE ACTIVITIES, WORLD-WIDE, BY QUARTER — FY 1967 . . . . . 323 — 330

TABLE 161 — PERSONNEL REALEASED FROM CORRECTIONAL CUSTODY SERVING UNDER UNIT COMMANDER OR SECURITY POLICE PERSONNEL — FY 1965 THROUGH FY 1967 331

TABLE 162 — USAF MILITARY PERSONNEL ABSENT WITHOUT LEAVE, WORLD-WIDE, BY QUARTER — FY 1965 THROUGH FY 1967 331

OFFICE OF SPECIAL INVESTIGATIONS . . . . . 332 — 337

DEFINITIONS . . . . . 332 — 333

TABLE 163 — SPECIAL INVESTIGATIONS CONDUCTED BY THE OFFICE OF SPECIAL INVESTIGATIONS (OSI), WORLD-WIDE — FY 1967 . . . . . 334 — 337

JUDGE ADVOCATE GENERAL . . . . . 338 — 341

INTRODUCTION AND DEFINITIONS 338

TABLE 164 — RATES FOR USAF PERSONNEL TRIED BY COURTS-MARTIAL AND FOR NON-JUDICIAL PUNISHMENT UNDER ARTICLE 15, WORLD-WIDE, BY QUARTER — FY 1967 339

TABLE 165 — USAF PERSONNEL TRIED BY COURTS-MARTIAL AND NON-JUDICIAL PUNISHMENT UNDER ARTICLE 15, BY COMMAND, WORLD-WIDE, BY QUARTER — FY 1967 . . . . . 340 — 341

PART XII — COMPONENTS — AF RESERVE AND OFFICER TRAINING CORPS

INTRODUCTION AND DEFINITIONS . . . . . 343 — 345

AF RESERVE . . . . . 346 — 352

TABLE 166 — AF RESERVE OFFICERS IN PAY AND NON-PAY STATUS ASSIGNMENTS BY RESERVE SECTION, BY GRADE, WORLD-WIDE — 30 JUN 1967 346
TABLE 167 — AF RESERVE AIRMEN IN PAY AND NON-PAY STATUS ASSIGNMENTS BY RESERVE SECTION, BY GRADE, WORLD-WIDE — 30 JUNE 1967 347
TABLE 168 — AF RESERVE OFFICERS IN PAY STATUS ASSIGNMENTS BY FLYING STATUS, BY RESERVE SECTION, BY GRADE, WORLD-WIDE — 30 JUN 1967 . . . . . 348 — 350
TABLE 169 — AF RESERVE OFFICER AND AIRMAN GAINS AND LOSSES, WORLD-WIDE, CUMULATIVE BY QUARTER — FY 1967 351
TABLE 170 — FUNCTIONAL DISTRIBUTION OF AIR FORCE RESERVE AIRCRAFT BY MISSION AND DESIGN — 30 JUN 1967 AND HOURS FLOWN BY MISSION AND DESIGN, CONTINENTAL US - DURING FY 1967 352
TABLE 171 — AGE (IN MONTHS) DISTRIBUTION OF AIR FORCE RESERVE AIRCRAFT BY MISSION, DESIGN, AND SERIES, CONTINENTAL US — 30 JUN 1967 352

AIR NATIONAL GUARD . . . . . 353 — 361

TABLE 172 — AIR NATIONAL GUARD PERSONNEL GRADE AND AGE ANALYSIS — 30 JUN 1967 353

TABLE 173 — AUTHORIZED AND ASSIGNED AIR NATIONAL GUARD PERSONNEL IN FEDERALLY RECOGNIZED UNITS BY STATE AND THE US POSSESSION OF PEURTO RICO — 30 JUN 1967 . . . . . 354 — 355
TABLE 174 — AIR NATIONAL GUARD TRAINING BY TYPE, UNITED STATES AND POSSESSIONS, BY QUARTER - FY 1967 355
TABLE 175 — FUNCTIONAL DISTRIBUTION OF AIR NATIONAL GUARD AIRCRAFT BY MISSION AND DESIGN WORLD-WIDE — 30 JUN 1967 . . . . . 356 — 358
TABLE 176 — AGE (IN MONTHS) DISTRIBUTION OF AIR NATIONAL GUARD AIRCRAFT BY MISSION, DESIGN, AND SERIES, WORLD-WIDE — 30 JUN 1967 359
TABLE 177 — HOURS FLOWN BY AIR NATIONAL GUARD AIRCRAFT BY MISSION AND DESIGN AIRCRAFT, WORLD-WIDE, BY QUARTER — FY 1967 . . . . . 360 — 361

RESERVE OFFICER TRAINING CORPS . . . . . 362 — 367

TABLE 178 — AF RESERVE OFFICER TRAINING CORPS (AFROTC) CADET ENROLLMENT BY INSTITUTION, BY YEAR OF COURSE, BY STATE OR US POSSESSION — FY 1967 . . . . . 362 — 366
TABLE 179 — AIR FORCE RESERVE OFFICER TRAINING CORPS (AFROTC) CADET ENROLLMENT BY CATEGORY, UNITED STATES AND POSSESSIONS — AS OF OCT 1966 AND JUN 1967 367
TABLE 180 — AIR FORCE RESERVE OFFICER TRAINING CORPS (AFROTC) COMMISSIONS GRANTED, UNITED STATES AND POSSESSIONS, BY QUARTER — FY 1967 367

PART XIII — FISCAL

INTRODUCTION AND DEFINITIONS 369

TABLE 181 — DEPARTMENT OF THE AIR FORCE STATUS OF GROSS UNLIQUIDATED OBLIGATIONS — BEGINNING AND END OF FY 1967 . . . . . 370 — 371

TABLE 182 — DEPARTMENT OF THE AIR FORCE AMOUNTS AVAILABLE FOR OBLIGATION DURING FY 1967 REFLECTING NEW OBLIGATION AUTHORITY AND THE APPLICATION OF PRIOR YEAR UNOBLIGATED BALANCES 372

TABLE 183 — DEPARTMENT OF THE AIR FORCE GROSS EXPENDITURES AND AMOUNTS AVAILABLE FOR EXPENDITURES — DURING FY 1967 373

TABLE 184 — DEPARTMENT OF THE AIR FORCE FUNDS AVAILABLE FOR OBLIGATION IN FY 1967 WITH ACTUAL OBLIGATIONS — DURING FY 1967 . . . . . 374 — 376

TABLE 185 — DEPARTMENT OF THE AIR FORCE GROSS EXPENDITURES AGAINST FY 1967 PROGRAM — DURING FY 1967 . . . . . 377 — 378

TABLE 186 — DEPARTMENT OF THE AIR FORCE GROSS EXPENDITURES AGAINST FY 1966 PROGRAM — DURING FY 1967 . . . . . 379 — 381

TABLE 187 — DEPARTMENT OF THE AIR FORCE GROSS EXPENDITURES AGAINST FY 1965 PROGRAM — DURING FY 1967 . . . . . 382 — 384

TABLE 188 — DEPARTMENT OF THE AIR FORCE GROSS EXPENDITURES AGAINST FY 1964 PROGRAM — DURING FY 1967 . . . . . 384 — 385

TABLE 189 — DEPARTMENT OF THE AIR FORCE GROSS EXPENDITURES AGAINST FY 1963 PROGRAM — DURING FY 1967 . . . . . 386 — 387

TABLE 190 — DEPARTMENT OF THE AIR FORCE GROSS EXPENDITURES AGAINST FY 1962 PROGRAM — DURING FY 1967 387

TABLE 191 — DEPARTMENT OF THE AIR FORCE GROSS EXPENDITURES AGAINST FY 1961 PROGRAM — DURING FY 1967 388

TABLE 192 — DEPARTMENT OF THE AIR FORCE GROSS EXPENDITURES AGAINST FY 1960 PROGRAM — DURING FY 1967 389

TABLE 193 — DEPARTMENT OF THE AIR FORCE GROSS EXPENDITURES AGAINST "L" AND "M" ACCOUNTS AND COMBINED YEAR ACCOUNTS — DURING FY 1967 390

HISTORICAL LINEAGE OF USAF MAJOR AIR COMMAMDS AND SEPARATE OPERATING AGENCIES

AERONAUTICAL CHART AND INFORMATION CENTER (ACIC)

Established as Aeronautical Chart Service and assigned to Air Transport Command, 13 March 1946; reassigned to Strategic Air Command, 21 May 1947; reassigned to Air Materiel Command, 1 March 1950; redesignated USAF Aeronautical Chart and Information Service, 1 February 1951; reassigned to Military Air Transport Service, 11 May 1952; redesignated USAF Aeronautical Chart and Information Center, 1 August 1952; redesignated Aeronautical Chart and Information Center, 20 September 1954; relieved from assignment to Military Air Transport Service and made a separate operating agency,1 July 1960.

AIR DEFENSE COMMAND (ADC)

Established, 21 March 1946; activated as a major air command, 27 March 1946; reassigned, as an operational air command, to Continental Air Command, 1 December 1948; discontinued, 1 July 1950; and reestablished as a major air command, 1 January 1951.

AIR FORCE ACCOUNTING AND FINANCE CENTER (AFAFC)

Established as Air Force Finance Division and organized as a separate operating agency, 1 January 1951; redesignated Air Force Accounting and Finance Division, 1 September 1957; and redesignated Air Force Accounting and Finance Center, 1 July 1959.

AIR FORCE COMMUNICATIONS SERVICE (AFCS)

Constituted as Army Airways Communications System Wing, 13 April 1943; activated as part of Flight Control Command, 26 April 1943; reassigned directly to Army Air Forces, 14 July 1943; redesignated Army Airways Communications System, 26 April 1944; redesignated Air Communications Service, and reassigned to Air Transport Command, 13 March 1946; redesignated Airways and Air Communications Service, 11 September 1946; reassigned to Military Air Transport Service, 1 June 1948; relieved from assignment to Military Air Transport Service, elevated to a major air command, and redesignated Air Force Communications Service, 1 July 1961.

AIR FORCE LOGISTICS COMMAND (AFLC)

Established as Army Air Forces Materiel and Services, 14 July 1944; organized as a major air command, 17 July 1944; redesignated Army Air Forces Air Technical Service Command, 31 August 1944; redesignated Air Technical Service Command, 1 July 1945; redesignated Air Materiel Command, 9 March 1946; and redesignated Air Force Logistics Command, 1 April 1961.

AIR FORCE SYSTEMS COMMAND (AFSC)

Established as Research and Development Command, 23 January 1950; organized as a major air command, 1 February 1950; redesignated Air Research and Development Command, 16 September 1950; and redesignated Air Force Systems Command, 1 April 1961.

AIR TRAINING COMMAND (ATC)

Established as a major air command under designation Air Corps Flying Training Command, 23 January 1942; redesignated Army Air Forces Flying Training Command, March 1942; redesignated Army Air Forces Training Command, 31 July 1943; and redesignated Air Training Command, 1 July 1946.

AIR UNIVERSITY (AU)

Established as Air Service School, 1920; redesignated Air Service Field Officers' School, 10 February 1921; redesignated Air Service Tactical School, 8 November 1922; redesignated Air Corps Tactical School, 18 August 1926; discontinued, 9 October 1942; reestablished as Army Air Forces School of Applied Tactics, and assigned to Army Air Forces Center, 16 October 1943; redesignated Army Air Forces School, 1 June 1945; reassigned directly to Army Air Forces and given status of major air command, 29 November 1945; and redesignated Air University, 12 March 1946.

ALASKAN AIR COMMAND (AAC)

Constituted as Alaskan Air Force, 28 December 1941; activated as a major air command, 15 January 1942; redesignated Eleventh Air Force, 5 February 1942; and redesignated Alaskan Air Command, 18 December 1945.

CONTINENTAL AIR COMMAND (CAC)

Established and organized as a major air command, 1 December 1948.

HEADQUARTERS COMMAND USAF (USAF HQCOMD)

Established as Bolling Field Command, and organized as a major air command, 15 December 1946; redesignated Headquarters Command, United States Air Force, 17 March 1948.

MILITARY AIRLIFT COMMAND (MAC)

Established as Military Air Transport Service, and organized as a major air command, 1 June 1948; redesignated Military Airlift Command, 1 January 1966.

OFFICE OF AEROSPACE RESEARCH (OAR)

Constituted as Air Force Research Division, and activated as part of Air Research and Development Command, 28 December 1959; organized, 15 January 1960; relieved from assignment to Air Research and Development Command, redesignated Office of Aerospace Research, and made a separate operating agency, 1 April 1961.

PACIFIC AIR FORCES (PACAF)

Constituted as Far East Air Forces, 31 July 1944; activated as a major air command, 3 August 1944; redesignated Pacific Air Command, US Army, 6 December 1945; redesignated Far East Air Forces, 1 January 1947; and redesignated Pacific Air Forces, 1 July 1957.

STRATEGIC AIR COMMAND (SAC)

Constituted as Continental Air Forces, 13 December 1944; activated as a major air command, 15 December 1944; redesignated Strategic Air Command, 21 March 1946.

TACTICAL AIR COMMAND (TAC)

Established and activated as a major air command, 21 March 1946; reassigned, as an operational air command, to Continental Air Command, 1 December 1948; made an operational and administrative command under Continental Air Command, 20 September 1950; returned to status of major air command, 1 December 1950.

HISTORICAL LINEAGE OF USAF MAJOR AIR COMMANDS AND SEPARATE OPERATING AGENCIES (CONTINUED)

USAF ACADEMY (USAFA)

Established, 27 July 1954; activated as a separate operating agency, 14 August 1954.

US AIR FORCES IN EUROPE (USAFE)

Constituted as Eighth Air Force, 19 January 1942; activated as a major air command, 28 January 1942; redesignated United States Strategic Air Forces in Europe, 22 February 1944; and redesignated United States Air Forces in Europe, 7 August 1945.

USAF SECURITY SERVICE (USAFSS)

Established, 20 October 1948; organized as a major air command, 26 October 1948.

UNITED STATES AIR FORCES SOUTHERN COMMAND (USAFSO)

Constituted as Panama Canal Air Force, 19 October 1940; activated as a major air command, 20 November 1940; redesignated Caribbean Air Force, 5 August 1941; redesignated Sixth Air Force, 5 February 1942; redesignated Caribbean Air Command, 31 July 1946; and redesignated United States Air Forces Southern Command, 8 July 1963.

Source: USAF Historical Division

310-159 O - 68 -2

DEPARTMENT OF DEFENSE

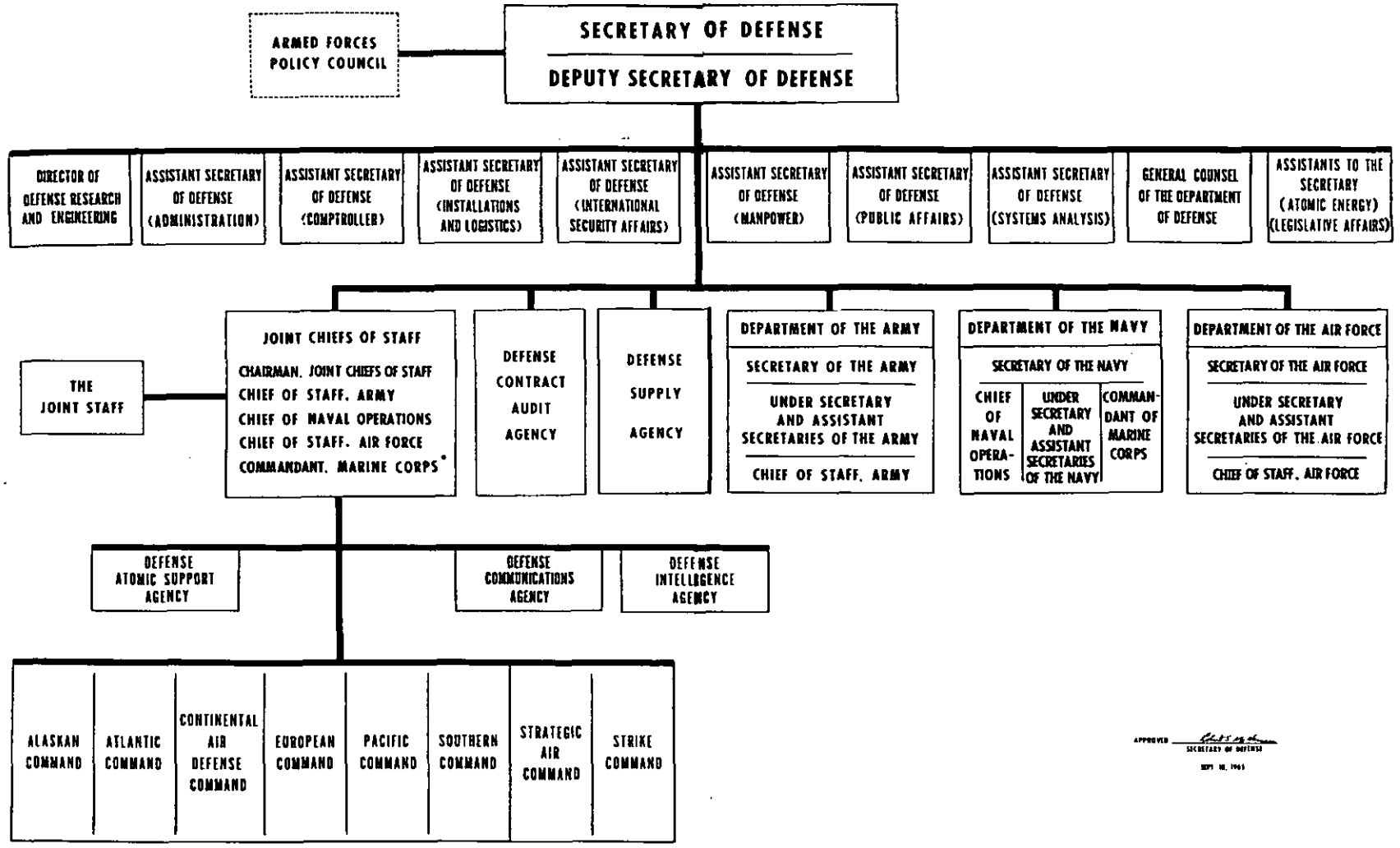

APPROVED _____
SECRETARY OF DEFENSE
SEPT. 18, 1963

* WHEN PERTAINING TO MARINE CORPS MATTERS

DEPARTMENT OF THE AIR FORCE

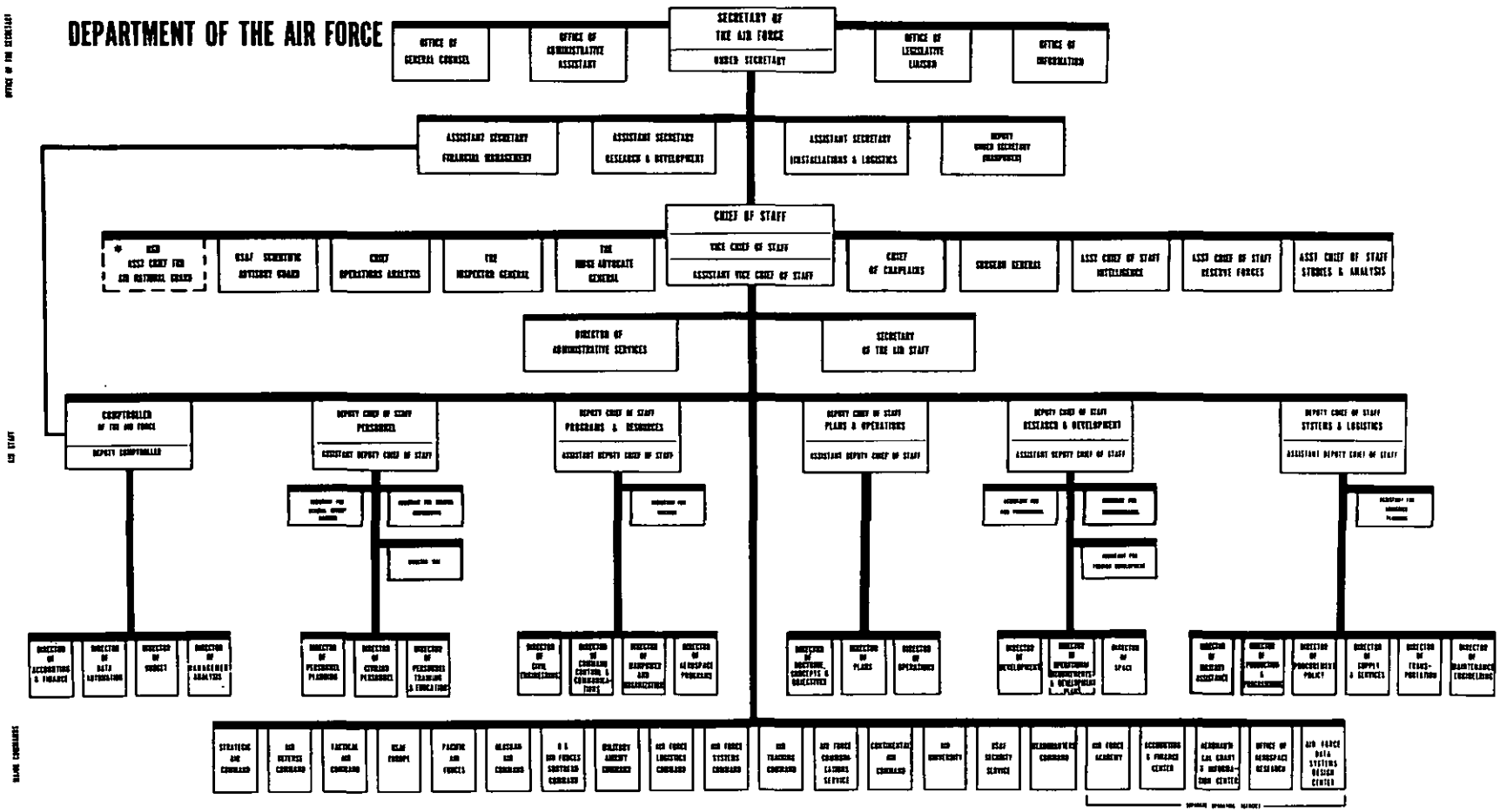

OCTOBER 1967

* FUNCTIONS AS AN INTERNAL PART OF THE AIR STAFF AND NOT SEPARATE.

SECRETARY OF DEFENSE AND EXECUTIVES AND COMMANDERS OF THE UNITED STATES AIR FORCE DURING FY 1967 a/

		TENURE b/ From	To
SECRETARY OF DEFENSE	HON ROBERT S. McNAMARA	21 Jan 1961 -	
SECRETARY OF THE AIR FORCE	HON HAROLD BROWN	30 Sep 1965 -	
Under Secretary of the Air Force	Hon Norman S. Paul	1 Oct 1965 -	
General Counsel	Hon J. William Doolittle	6 Nov 1966 -	
	Hon Stephen N. Shulman	1 Sep 1965 -	20 Sep 1966
Administrative Assistant	Hon John A. Lang, Jr.	17 Feb 1964 -	
Legislative Liaison	Maj Gen Lawrence S. Lightner	1 Sep 1966 -	
	Maj Gen Thomas G. Corbin	1 Jul 1965 -	31 Aug 1966
Information	Maj Gen William C. Garland	1 Jun 1967 -	
	Maj Gen Eugene LeBailly	7 Jan 1964 -	30 May 1967
Assistant Secretary, Research and Development	Dr. Alexander H. Flax	8 Jul 1963 -	
Assistant Secretary, Installations and Logistics	Hon Robert H. Charles	29 Nov 1963 -	
Assistant Secretary, Financial Management	Hon Leonard Marks, Jr.	8 Jul 1964 -	
Deputy Under Secretary, Manpower	Dr. Eugene T. Ferraro	6 Jun 1966 -	
CHIEF OF STAFF	GEN JOHN P. McCONNELL	1 Feb 1965 -	
Vice Chief of Staff	Gen Bruce K. Holloway	1 Aug 1966 -	
Assistant Vice Chief of Staff	Lt Gen Hewitt T. Wheless	19 Feb 1965 -	
The Judge Advocate General	Maj Gen Robert W. Manss	1 Oct 1964 -	
The Inspector General	Lt Gen T. R. Milton	17 Feb 1967 -	
	Lt Gen Glen W. Martin	1 Sep 1965 -	31 Jan 1967
Chief, Operations Analysis	Mr. Ross S. Thackeray	18 May 1967 -	
	Mr. Paul A. Hower	17 Feb 1963 -	15 Mar 1967
Chairman, USAF Scientific Advisory Board	Dr. H. G. Stever	Jan 1962 -	
Chief of Chaplains	Maj Gen Edwin R. Chess	1 Aug 1966 -	
	Maj Gen Robert P. Taylor	1 Sep 1962 -	31 Jul 1966
Surgeon General	Lt Gen Richard L. Bohannon	1 Dec 1963 -	
Assistant Chief of Staff Reserve Forces	Maj Gen Richard S. Abbey	1 Nov 1966 -	
	Maj Gen John H. Bell	1 Aug 1966 -	31 Oct 1966
	Maj Gen Curtis R. Low	18 Feb 1963 -	31 Jul 1966
Assistant Chief of Staff Intelligence	Maj Gen Jack E. Thomas	15 Mar 1963 -	
Assistant Chief of Staff Studies and Analysis c/	Maj Gen H. A. Davis	12 Jul 1965 -	
Comptroller of the Air Force	Lt Gen Jack G. Merrell	1 Nov 1964 -	
Deputy Chief of Staff, Personnel	Lt Gen Horace M. Wade	1 Aug 1966 -	
	Lt Gen William S. Stone	1 Jul 1962 -	31 Jul 1966
Deputy Chief of Staff, Programs and Resources	Lt Gen Robert J. Friedman	19 Feb 1965 -	
Deputy Chief of Staff, Plans and Operations	Lt Gen Glen W. Martin	1 Feb 1967 -	
	Lt Gen Keith K. Compton	19 Feb 1965 -	31 Jan 1967

SECRETARY OF DEFENSE AND EXECUTIVES AND COMMANDERS OF THE UNITED STATES AIR FORCE DURING FY 1967 (CONTINUED)

		TENURE From	TENURE To
CHIEF OF STAFF (Continued)			
Deputy Chief of Staff, Research and Development	Lt Gen Joseph R. Holzapple	1 Sep 1966	-
	Lt Gen James Ferguson	1 Dec 1961	31 Aug 1966
Deputy Chief of Staff, Systems and Logistics	Lt Gen Thomas P. Gerrity	1 Jul 1962	-
MAJOR COMMANDS			
Aeronautical Chart and Information Center (ACIC)	Col Albert J. McChristy, Jr.	1 May 1967	-
	Col John G. Eriksen	5 Sep 1963	30 Apr 1967
Air Defense Command (ADC)	Lt Gen Herbert B. Thatcher	1 Aug 1963	-
Air Force Accounting and Finance Center (AFAFC)	Brig Gen Thomas P. Corwin	Mar 1963	-
Air Force Communications Service (AFCS)	Maj Gen Richard P. Klocko	1 Nov 1965	2 Jul 1967
Air Force Logistics Command (AFLC)	Gen Kenneth B. Hobson	1 Aug 1965	-
Air Force Systems Command (AFSC)	Gen James Ferguson	1 Sep 1966	-
	Gen Bernard A. Schriever	25 Apr 1959	31 Aug 1966
Alaskan Air Command (AAC)	Maj Gen Thomas E. Moore	15 Nov 1966	-
	Maj Gen James C. Jensen	15 Aug 1963	14 Nov 1966
Air Training Command (ATC)	Lt Gen Sam Maddux, Jr.	1 Jul 1966	-
Air University (AU)	Lt Gen John W. Carpenter, III	1 Aug 1965	-
Continental Air Command (CAC)	Lt Gen Henry Viccellio	1 Aug 1966	-
Headquarters Command, USAF (Hq Comd, USAF)	Maj Gen Rollen H. Anthis	10 Jan 1966	-
Military Airlift Command (MAC)	Gen Howell M. Estes, Jr.	19 Jul 1964	-
Office of Aerospace Research (OAR)	Maj Gen Ernest A. Pinson	15 Oct 1965	-
Pacific Air Forces (PACAF)	Gen John D. Ryan	1 Feb 1967	
	Gen Hunter Harris, Jr.	1 Aug 1964	31 Jan 1967
Strategic Air Command (SAC)	Gen Joseph J. Nazzaro	1 Feb 1967	
	Gen John D. Ryan	1 Dec 1964	31 Jan 1967
Tactical Air Command (TAC)	Gen Gabriel P. Disosway	1 Aug 1965	-
USAF Academy (USAFA)	Lt Gen Thomas S. Moorman	1 Jul 1965	-
US Air Forces in Europe (USAFE)	Gen Maurice A. Preston	1 Aug 1966	-
	Gen Bruce K. Holloway	1 Aug 1965	31 Jul 1966
USAF Security Service (USAFSS)	Maj Gen Louis E. Coira	1 Nov 1965	-
USAF Southern Command(USAFO)	Maj Gen Reginald J. Clizbe	8 Aug 1966	-
	Maj Gen Robert A. Brietweiser	14 Sep 1963	31 Jul 1966

a/ Names of former incumbents and office tenures are contained in previous editions of this publication.
b/ Where no date is indicated, incumbent was assigned to the same position on 30 June 1967
c/ Effective 1 February 1967; formerly Director of Studies and Analysis.

Source: Assistant for General Officers Matters, Deputy Chief of Staff Personnel, and Data Applications Division, Data Services Center, Comptroller of the Air Force.

USAF ACTIVE MAJOR INSTALLATIONS

BY "OPERATING COMMAND" & MAJOR TENANT COMMANDS

As of JANUARY 1967

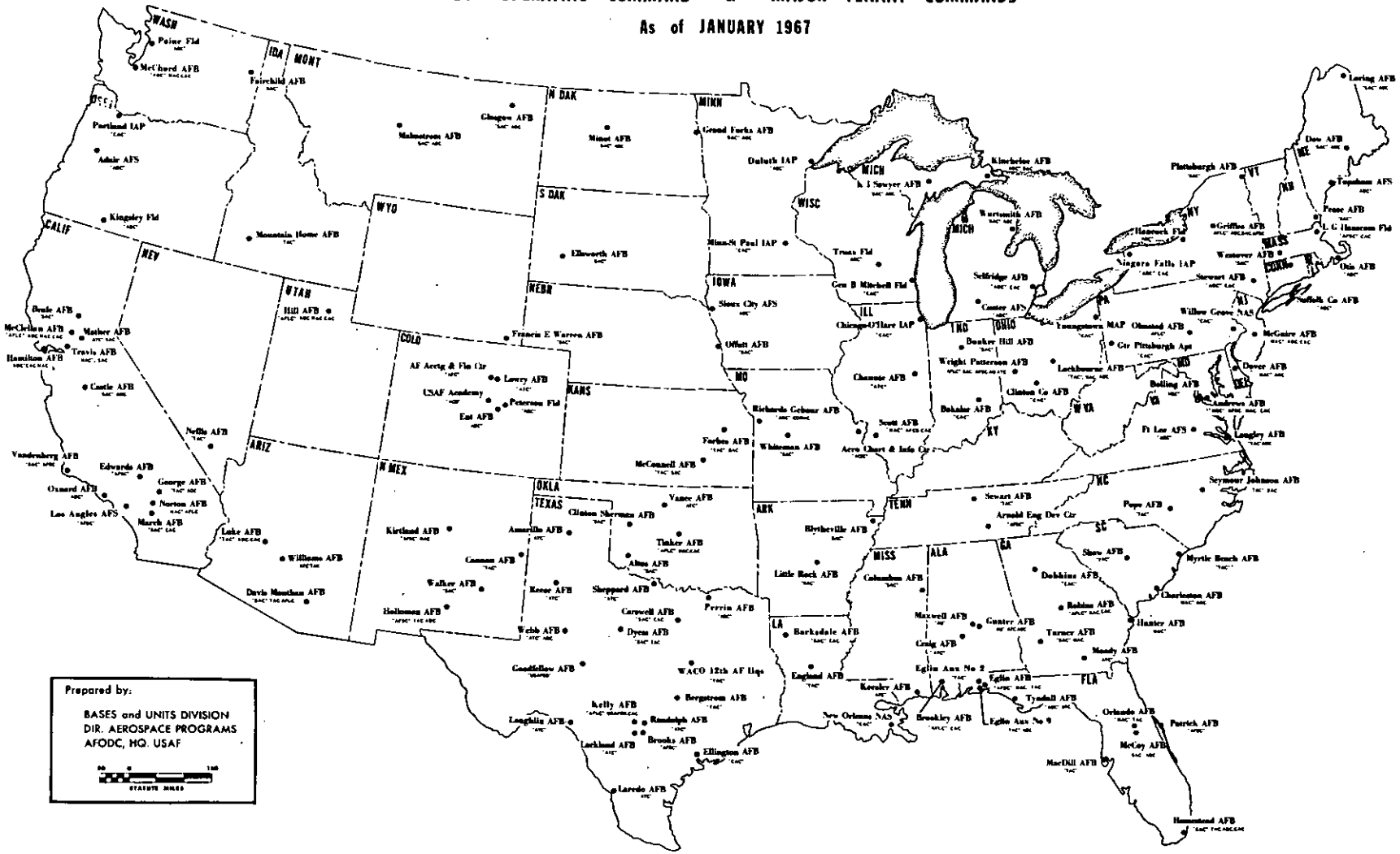

Prepared by:

BASES and UNITS DIVISION
DIR. AEROSPACE PROGRAMS
AFODC, HQ. USAF

STATUTE MILES

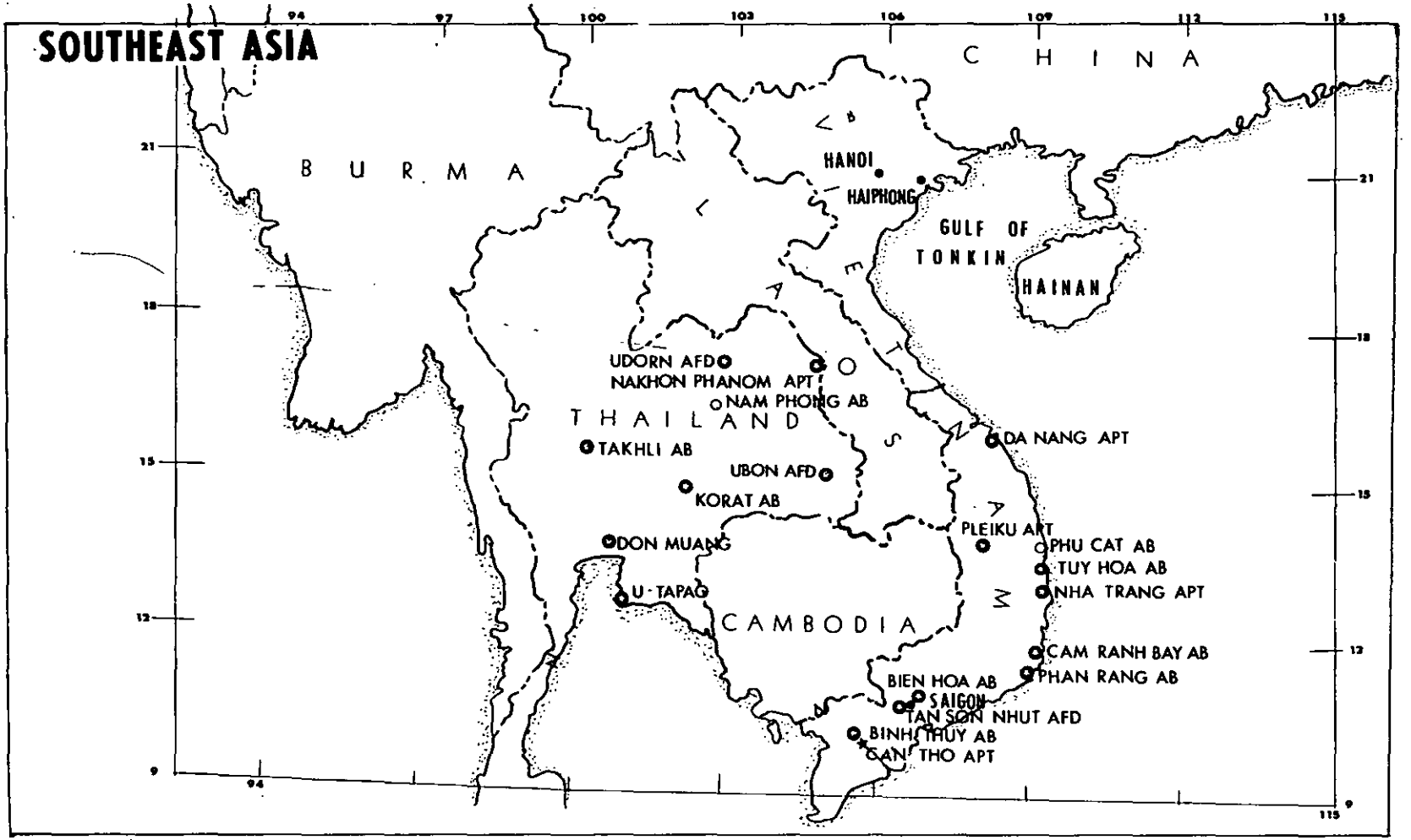

USAF MAJOR INSTALLATIONS

OUTSIDE CONTINENTAL U.S. — AS OF JANUARY 1967

LEGEND.... ● USAF ACTIVE MAJOR INSTALLATIONS ★ USAF DOB OR MAJOR ACTIVITY ○ INSTALLATIONS UNDER CONSTRUCTION

Prepared by: BASES & UNITS DIVISION, DIRECTORATE OF AEROSPACE PROGRAMS, AFODC, HQs. USAF

PACIFIC AREA

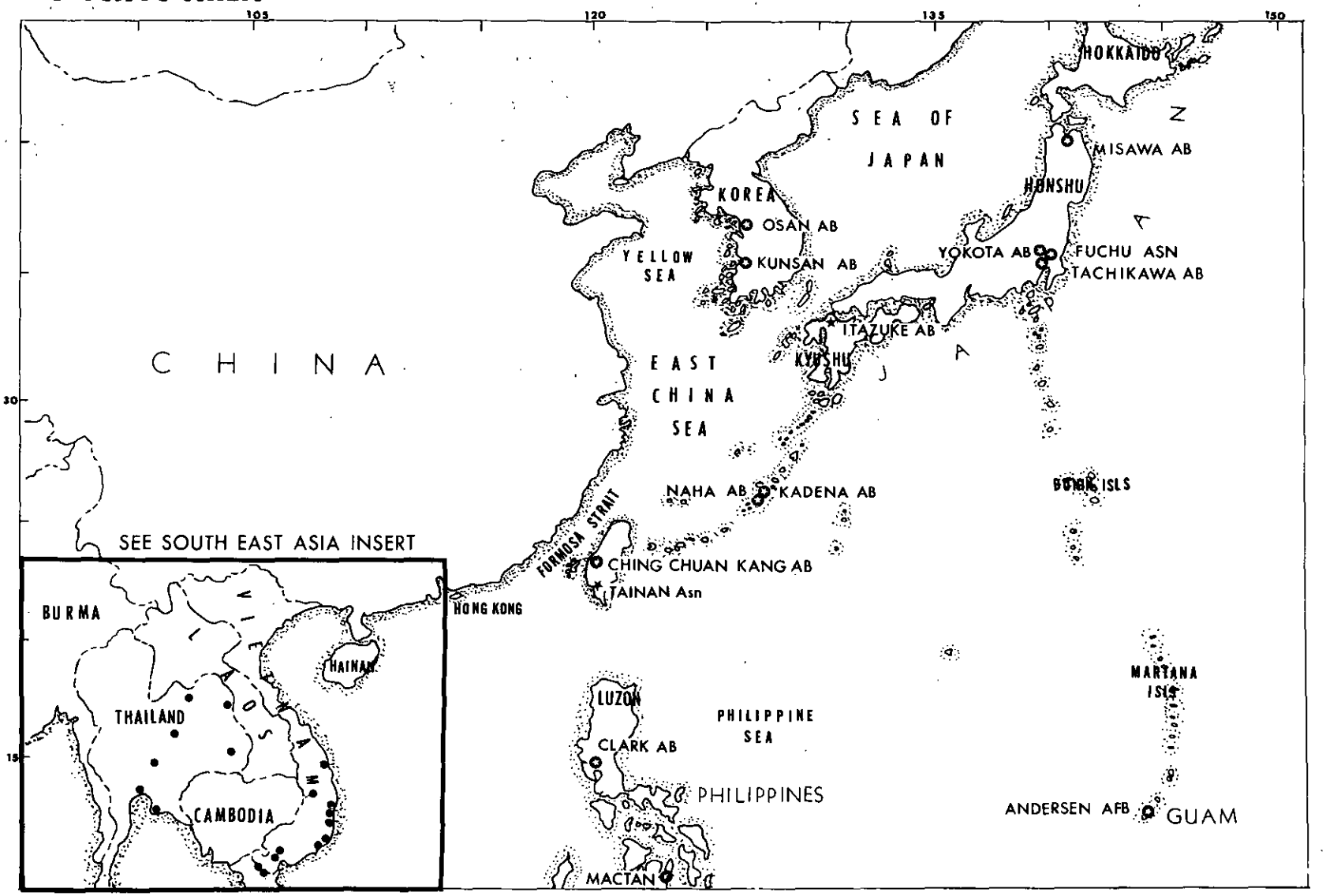

NORTH - CENTRAL AMERICA - ATLANTIC

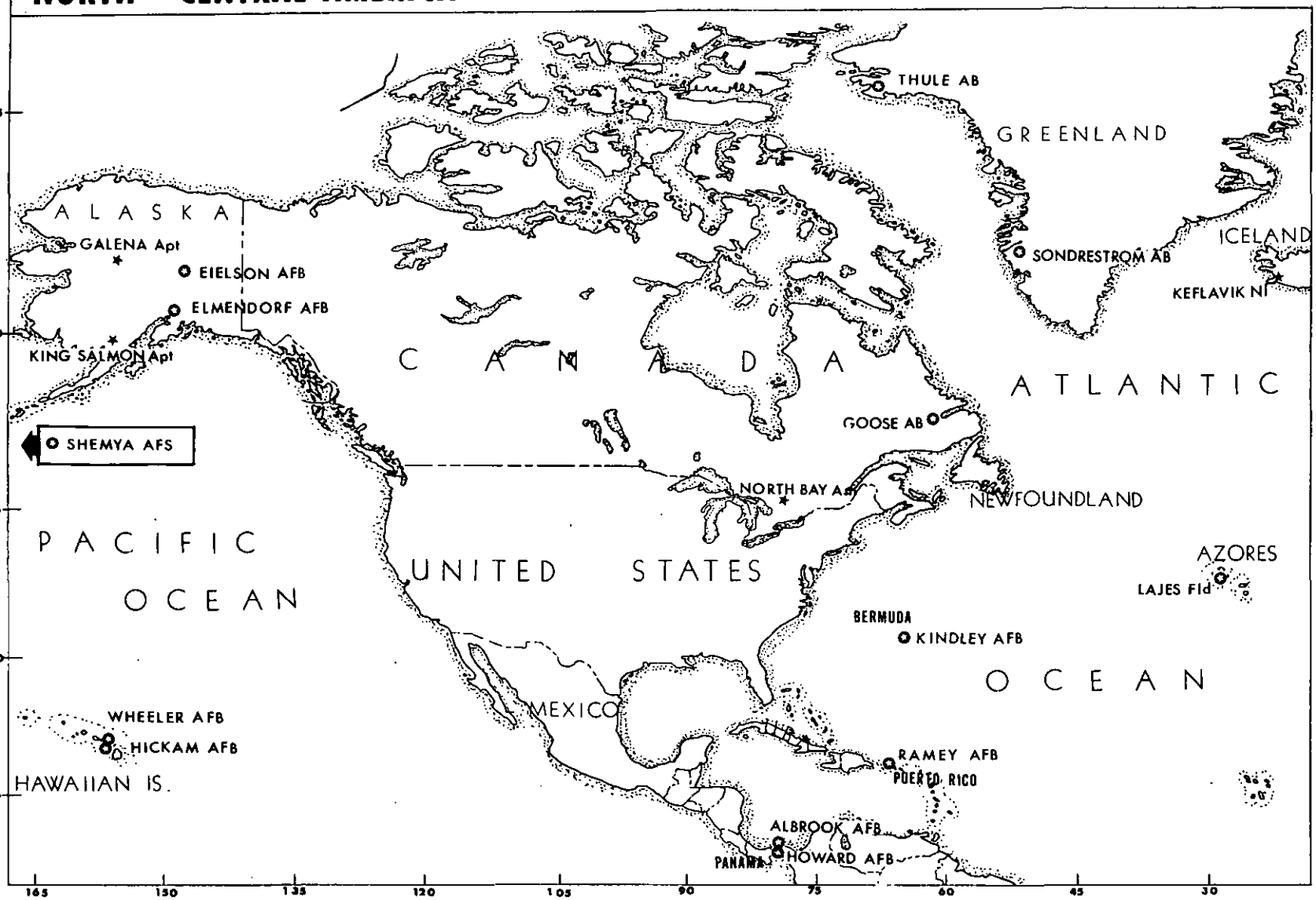

XXV

EUROPE - AFRICA - MIDDLE EAST

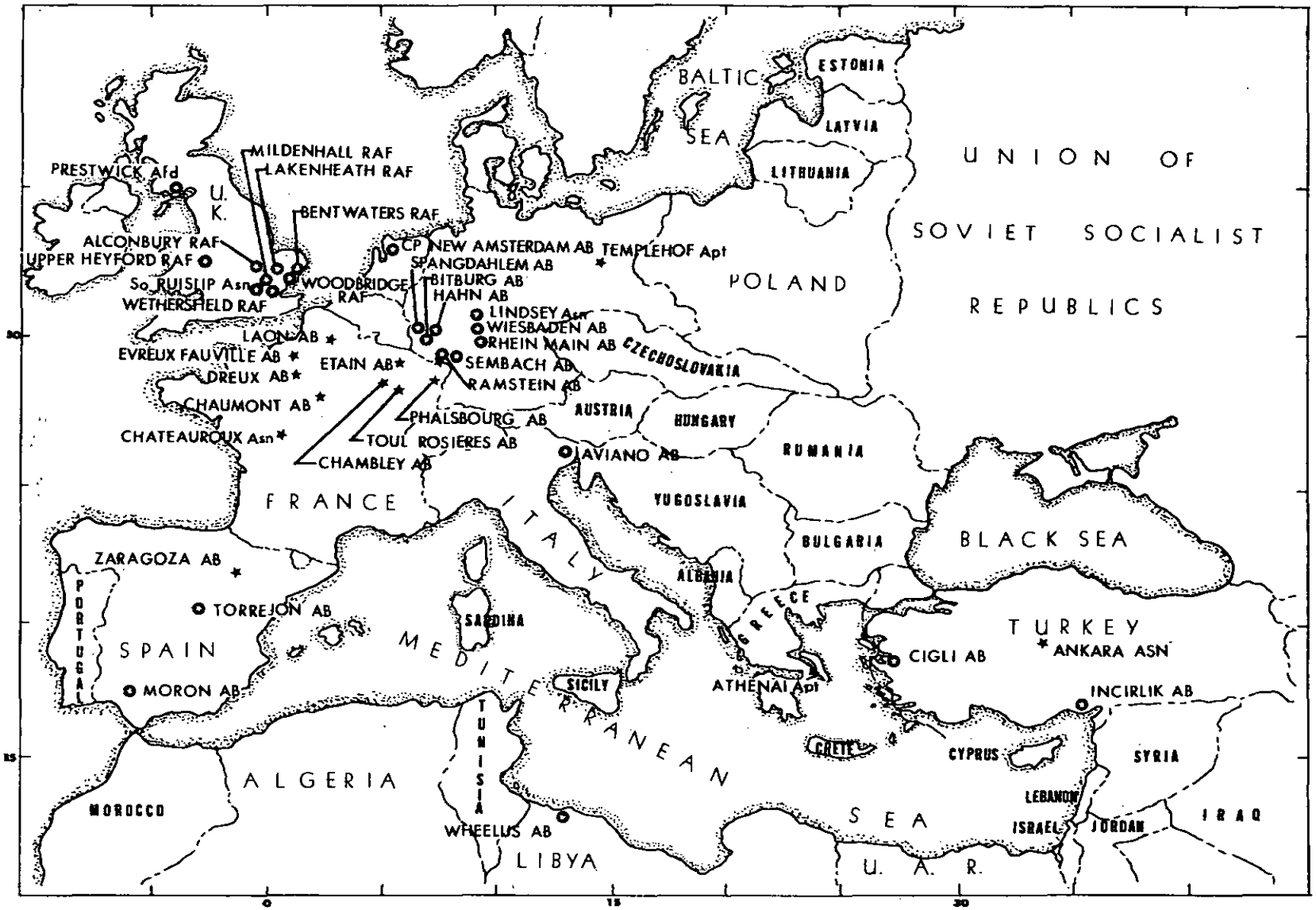

CHRONOLOGY OF UNITED STATES AIR FORCE MAJOR EVENTS — FY 1967

(Letters in parentheses indicate classification of items as follows: (C) CONFIDENTIAL, (S) SECRET, (FOUO) FOR OFFICIAL USE ONLY, (U) UNCLASSIFIED.

1 July 1966

Lieutenant General Sam Maddux, Jr. assumed command of the Air Training Command, succeeding Lieutenant General William W. Momyer who became Deputy Commander, Military Assistance Command, Vietnam for Air Operations, and Commander, Seventh Air Force. (U)

Aeromedical evacuation flights from South Vietnam to the west coast of the United States via Yokota AB, Japan, began. C-141s fly over the North Pacific, eliminating the Philippines and reducing travel time by 24 hours. (U)

System 425, the NORAD Combat Operations Center, achieved complete operational capability within Cheyenne Mountain, Colorado. (U)

An Air Force Titan III-C launched the last three of 18 satellites to complete the Initial Defense Communications Satellite Program. (U)

The Air Force Chaplain School transferred to the Air University from the Air Training Command at Lackland AFB, Texas. (U)

The Air Force's basic military training for new recruits and Air National Guard and reserve members returned to a 6-week, 30-day schedule conducted five calendar days each week. Basic training had been shortened to a 4-week, 24-day program given six days per week. (U)

6 July 1966

B-52s participated in the first raid over South Vietnam under the quick reaction concept. The plan enables the planes to respond to requests for bombardment within ten hours. On this raid ground radars directed the aircraft to the target for the first time. (S) (Group 4)

7 July 1966

A tracking radar at Clear, Alaska began operation. The new facility can detect and track enemy ballistic missiles at ranges of more than 2,000 miles and is one of the most accurate tracking devices ever built. (U)

North Vietnamese MIG-21s fired air-to-air missiles against United States aircraft for the first time, but did not down any American plane. (U)

9 July 1966

The Air Force F-111A reached its design speed of Mach 2.5 (approximately 1,500 mph) for the first time. (U)

10 July - 10 September 1966

Operation COMBAT LEAVE provided transportation for more than 122,800 military personnel stranded across the nation due to a strike of the major airlines. The Air Force Reserve and the Air National Guard established and managed five coast-to-coast routes. (U)

12 July 1966

Congress authorized a 3.2 percent increase in the basic pay of members of the armed forces, effective 1 July 1966. (U)

15 July 1966

Construction of the first BUIC III site began at North Truro, Mass. (U)

22 July 1966

Colonel James H. Watkins became Secretary of the Air Staff, vice Colonel Benjamin B. Cassiday. (U)

DOWNGRADED AT 3 YEAR INTERVALS;
DECLASSIFIED AFTER 12 YEARS.
DOD DIR. 5200.10

[redacted]

CHRONOLOGY OF UNITED STATES AIR FORCE MAJOR EVENTS — FY 1967 (CONTINUED)

22 July - 22 August 1966

Operation TRADEWIND completed; the airlift of Latin American members of the Inter-American Peace Force and their equipment from the Dominican Republic to their respective countries. (U)

23 July 1966

The YF-12A Test Force received the Mackay Trophy at Edwards AFB, California, for flights on 1 May 1965 in which nine world speed and altitude records were set. (U)

August 1966

The Air Reserve Personnel Center at Denver, Colorado, set up an Air Force Reserve and Air National Guard personnel data system similar to the one used for the active forces. (U)

Authority given for the use of appropriated funds to provide cash awards for suggestions to Air Force military, as well as civilian, employees. (U)

The Surgeon General set up a Plutonium Deposition Registry and Registry Board for long-term medical follow up of all military personnel who are exposed to plutonium-239 as a result of weapons or laboratory accidents. (FOUO)

1 August 1966

Major General Edwin R. Chess became Chief of Air Force Chaplains, vice Major General Robert P. Taylor. (U)

Major General Richard S. Abbey became Assistant Chief of Staff, Reserve Forces, vice Major General Curtis R. Low. (U)

General Maurice A. Preston assumed command of the U.S. Air Forces in Europe, vice General Bruce K. Holloway who was reassigned as the Air Force Vice Chief of Staff. (U)

Lieutenant General Henry Viccellio became Commander, Continental Air Command, vice Major General J. Stanley Holtoner. (U)

Major General Glen R. Birchard became Commander in Chief, Alaskan Command, vice Lieutenant General Raymond J. Reeves. (U)

Lieutenant General Raymond J. Reeves became Commander, North American Air Defense Command, vice Lieutenant Herbert B. Thatcher. (U)

The official abbreviation of the Continental Air Command changed from CONAC to CAC. (U)

3 August 1966

The first aeromedical evacuation flight direct from South Vietnam to the east coast of the United States landed at Andrews AFB, Maryland. (U)

9 August 1966

Captains Robert S. Henderson and James A. Darden, Jr. received the 1965 Cheney Award for their helicopter rescue work during the floods in Italy in September 1965. (U)

First flight of the Long Tank Thor with a thrust of 333,000 pounds. The original Thor had a thrust of 150,000 pounds. (FOUO)

13 August 1966

Major General Reginald J. Clizbe assumed duty as Commander, U. S. Air Forces Southern Command, vice Major General Robert A. Breitweiser, who became Commandant, Air War College, and Vice Commander, Air University. (U)

15 August 1966

The Air Force became responsible for the support of all Department of Defense dependent schools in the Pacific area. The Pacific Air Forces operates 56 schools with an enrollment of 41,772 children. (U)

[redacted]

CHRONOLOGY OF UNITED STATES AIR FORCE MAJOR EVENTS — FY 1967 (CONTINUED)

19 August 1966

The Tactical Air Command's Sea Survival School moved from Langley AFB, Virginia, to Homestead AFB, Florida. (U)

20 - 30 August 1966

The U.S. Air Force Medical Service provided assistance to the people in the area of Turkey devastated by an earthquake. The project involved 107 medical personnel and approximately $45,000 worth of supplies. (U)

31 August 1966

The MACE A missiles in Europe phased out. They were returned to the United States to be used as target drones. (U)

September 1966

The Air Force began mounting electronic countermeasure (ECM) pods on F-4 and F-105 fighters used in Southeast Asia. The use of the pods, which employ the jamming principle against anti-aircraft artillery and surface-to-air missile (SAM) radars, resulted in a significant reduction in the number of aircraft lost. (S) (Group 3)

1 September 1966

Lieutenant General Joseph R. Holzapple became Deputy Chief of Staff for Research and Development and Military Director of the Scientific Advisory Board, vice Lieutenant General James Ferguson. (U)

General James Ferguson became commander of the Air Force Systems Command and director of the Manned Orbiting Laboratory Program, vice General Bernard A. Schriever retired. (U)

Major General Lawrence S. Lightner became Director of Legislative Liaison, OSAF, vice Major General Thomas G. Corbin, who became Commander, Special Air Warfare Center, Tactical Air Command. (U)

The Air Force Junior ROTC program began at 20 high schools. The program is conducted by retired Air Force officers and noncommissioned officers who are approved by the Air Force and selected by the high school. (U)

The Tactical Air Command established two new centers: a Tactical Airlift Center at Pope AFB, N.C., and a Tactical Fighter Weapons Center at Nellis AFB, Nevada. (U)

The Uniformed Services Savings Deposit Program became effective. Under this plan military personnel serving outside the United States receive ten-percent interest on amounts deposited in the program. (U)

2 - 9 September 1966

The Air Force joined the U.S. Army, Marine Corps, and units from the United Kingdom and Norway in the joint exercise BAR FROST held in Norway. (U)

8 September 1966

U.S. Air Force School for Latin America changed its title to Inter-American Air Forces Academy. (U)

9 September 1966

The Headquarters Command NCO Academy at Bolling AFB, D.C., graduated the first all-WAF NCO class. (U)

16 September 1966

First B-52 mission north of the demarcation line within the Demilitarized Zone (DMZ) separating North and South Vietnam. (S) (Group 4)

20 September 1966

Lieutenant Colonel Donald M. Sorlie became the first Air Force pilot to fly the M-2 lifting body at the Air Force's Flight Test Center. The lifting body's first flight occurred on 12 July 1966. (FOUO)

DOWNGRADED AT 12 YEAR INTERVALS;
NOT AUTOMATICALLY DECLASSIFIED
DOD DIR. 5200.10

[redacted]

CHRONOLOGY OF UNITED STATES AIR FORCE MAJOR EVENTS — FY 1967 (CONTINUED)

21 September 1966

Dr Robert H. Cannon, Jr. succeeded Dr. Robert H. Loewy as Air Force Chief Scientist. (U)

23 September 1966

Air Force pilots encountered a record number of MIGs--22--over North Vietnam. (U)

26 September 1966

The new Air Force officer grade limitation act, Public Law 89-606, signed by President Johnson. The act increases the number of field grade officers until 30 June 1972. (U)

October 1966

First flight of the C-123K made at Hagerstown, Maryland. Modifications to the old C-123B, the backbone of special warfare airlift in Southeast Asia, include the addition of two jet engines mounted on the wing, new wheels, anti-skid braking system, and new stall warning system. C-123K requires less runway and has a third greater payload capability. (U)

6 November 1966

The Secretary of the Air Force designated Mr. J. William Doolittle as the General Counsel of the Air Force succeeding Mr. Stephen N. Shulman. (U)

10 November 1966

First triple launch of Athena vehicles in support of the Air Force's Ballistic Systems Division reentry experiments. (C) (Group 4)

14 November 1966

First pure-jet airplane landing on Antarctica took place as a MAC C-141 successfully completed a 2,140-mile flight from Christchurch, New Zealand to McMurdo Station, with Captain Howard Geddes at the controls. (U)

16 November 1966

Lieutenant General Jack G. Merrell, Comptroller of the Air Force, received the 1966 Zuckert Management Award for his outstanding contributions to Air Force management. (U)

29 November 1966

The Secretary of Defense authorized the Air Force to expand their undergraduate pilot training program by 536 pilots a year. A ninth training facility will open at Randolph AFB, Texas. By fiscal year 1968, the Air Force will train annually 3,247 pilots for the Air Force, 89 for Military Aid nations, and 145 for the Air National Guard. (U)

December 1966

The last of three test launches of the Walleye glide bomb completed successfully. The Walleye is an optical glide bomb designed to provide pinpoint bombing accuracy and can be carried by the F-4, F-111, and A-7 aircraft. (S) (Group 4)

The position of Chief Master Sergeant of the Air Force established in the Office of the Chief of Staff as a personal advisor to the Chief of Staff and the Secretary of the Air Force. (U)

27 December 1966

Air Force aircraft delivered over 1,612 tons of Christmas mail to South Vietnam. (U)

28 December 1966

With the approval of the Office of the Secretary of Defense, the Joint Chiefs of Staff directed the Strategic Air Command to increase its Southeast Asia sortie rate from Guam to 800 per month, effective not later than 1 February 1967. (S) (Group 4)

DOWNGRADED AT 3 YEAR INTERVALS;
DECLASSIFIED AFTER 12 YEARS.
DOD DIR. 5200.10

[redacted]

CHRONOLOGY OF UNITED STATES AIR FORCE MAJOR EVENTS — FY 1967 (CONTINUED)

29 December 1966

First aerial refueling of a helicopter. An HH-3E helicopter from Wright-Patterson AFB, Ohio, refueled four times during a 17 hour and 55 minute flight. (C) (Group 4)

31 December 1966

Ernest Harmon AFB, Newfoundland, turned over to the Government of Canada. (U)

1 January 1967

The Air Force received control of the CV-2 "Caribou" aircraft from the Army. This is the first time that the entire inventory of an aircraft has been transferred from one service to another. (U)

2 January 1967

In the largest air battle of the Vietnam conflict to date, Air Force F-4Cs shot down seven MIG-21s during a period of less than 15 minutes. No American aircraft were lost. (U)

4 January 1967

A radar airdrop system used for the first time by an Air Force C-123 from Da Nang AB, South Vietnam, to re-supply a U.S. Army Special Forces Camp. Using this technique aircraft can now make cargo airdrops in all types of weather without having to descend to very low altitudes and be exposed to enemy ground fire. (U)

17 January 1967

An XB-70 aircraft concluded a series of sonic boom tests as part of the Air Force's support of the National Sonic Boom Evaluation Program. (FOUO)

18 January 1967

A Titan III-C launched a second group of eight communication satellites into a synchronous earth orbit as part of a global defense communication system. (FOUO)

The Strategic Air Command received its first flight of Minuteman II missiles at Malmstrom AFB, Montana. (S) (Group 4)

19 January 1967

The X-15 research aircraft, with Major William J. Knight, USAF, as pilot, increased its speed record to 4,250 miles per hour (Mach 6.33). (FOUO)

President Johnson presented the Medal of Honor to Major Bernard F. Fisher for heroism in Vietnam. Major Fisher is the first U.S. Air Force member to win this medal in the Southeast Asian conflict. (U)

26 January 1967

The Secretary of Defense announced that flight instruction for Air Force Academy cadets will begin in fiscal year 1968. (U)

1 February 1967

General John P. McConnell reappointed as Chief of Staff, USAF, for a period of two years. (U)

General John D. Ryan, Commander in Chief, Strategic Air Command, became Commander in Chief, Pacific Air Forces, vice General Hunter Harris, Jr. retired. (U)

General Joseph J. Nazzaro, Vice Commander in Chief, Strategic Air Command, became Commander in Chief, SAC, vice General John D. Ryan reassigned. (U)

Lieutenant General Theodore R. Milton became The Inspector General, USAF, vice Lieutenant General Glen W. Martin reassigned to Deputy Chief of Staff, Plans and Operations, USAF. (U)

DOWNGRADED AT 3 YEAR INTERVALS;
DECLASSIFIED AFTER 12 YEARS.
DOD DIR. 5200.10

[redacted]

CHRONOLOGY OF UNITED STATES AIR FORCE MAJOR EVENTS — FY 1967 (Continued)

1 February 1967 (Continued)

With the establishment of the Office of the Assistant Chief of Staff, Studies and Analysis (formerly Directorate of Studies and Analysis), Major General Howard A. Davis became Assistant Chief of Staff, Studies and Analysis. (U)

A Directorate of Space under the Office of the Deputy Chief of Staff, Research and Development, established by the Air Force. Major General James T. Stewart became the Director of Space. (U)

6 February 1967

The Space Defense Center--operated by Air Defense Command for the North American Air Defense Command--completed its move and began operating in the Cheyenne Mountain underground complex at Colorado Springs, Colorado. Shakedown operations had begun there on 22 November 1966. (U)

8 February 1967

Use of T-33 aircraft in undergraduate pilot training discontinued with the graduation of Class 67-E at Craig AFB, Alabama. Since the first student flew a T-33 in 1949, more than 36,000 U.S. Air Force pilots completed training in the aircraft. (U)

10 February 1967

The Strategic Air Command and the North American Air Defense Command participated in a joint training exercise, TOP RUNG XV. The operation evaluated penetration and defense tactics which involve electronic countermeasure equipment. (U)

12 February 1967

The initial flight of the first production F-111A aircraft. (FOUO)

27 February 1967

The nuclear power plant at Sundance AFS, Wyoming, established an American record for continuous operation. The plant supplied electric power continuously for 4,101 hours from 9 September 1966 to 27 February 1967. (U)

The Viet Cong used long range eight-inch rockets for the first time in the Vietnamese conflict to shell Da Nang AB, killing 47 persons, including 12 Americans, and wounding 45 others. (U)

8 March 1967

Lunar Map ORB-1-5 (100), the first of a series of topographic maps of the moon, released to the National Aeronautics and Space Administration by the Air Force Aeronautical Chart and Information Center. (U)

The fourth Vietnam Campaign, begun 29 June 1966, ended this date. Previous campaigns are: the Vietnam Advisory Campaign, 15 November 1961 - 1 March 1965; the Vietnam Defense Campaign, 2 March 1965 - 30 January 1966; the Vietnam Air Campaign, 31 January 1966 - 28 June 1966; and the Vietnam Air Offensive Campaign, 29 June 1966 - 8 March 1967. The fifth campaign will run from 9 March 1967 to a date yet to be established. (U)

10 March 1967

President Johnson awarded the Presidential Unit Citation to the 3rd Aerospace Rescue and Recovery Group for its rescue operations in Southeast Asia. The group recovered 339 troops from 1 August 1965 to 30 June 1966. (U)

15 March 1967

Headquarters of the U.S. European Command activated at Stuttgart, Germany, after transfer from near Paris as part of the relocation of American forces from France. (U)

First flight of the Sikorsky HH-53B, the largest and fastest helicopter scheduled for Air Force use. It is the first of the H-53 series designed for use by the Aerospace Rescue and Recovery Service. (U)

21 March 1967

An interceptor aircraft (an F-106) shot down a BOMARC missile for the first time. (C) (Group 4)

DOWNGRADED AT 3 YEAR INTERVALS;
DECLASSIFIED AFTER 12 YEARS.
DOD DIR. 5200.10

[redacted]

CHRONOLOGY OF UNITED STATES AIR FORCE MAJOR EVENTS — FY 1967 (CONTINUED)

April 1967

The AUTODIN automatic electronic switching center activated in Hawaii. This is the first switching center in the AUTODIN network, a high speed, secure data communication system, located outside the continental United States. (U)

3 - 7 April 1967

Nine missile wings competed for the Blanchard Perpetual Trophy in Curtain Riser, the Strategic Air Command's first missile combat competition at Vandenberg AFB, California. The 351st Strategic Missile Wing received the Trophy. (U)

8 - 30 April 1967

Exercise Clove Hitch III, a joint amphibious and airborne operation, involved 21,000 men (about 2,700 U.S. Air Force and Air National Guard personnel). C-141 aircraft were used for the first time in a major exercise to drop about the 1,800 paratroops. (U)

10 April 1967

The Strategic Air Command began B-52 operations from U-Tapao Air Base, Thailand. (U)

17 April 1967

Successful test of the Airborne Launch Control Center (ALCC) and System 494L. The ALCC is able to launch Minuteman missiles which become isolated from ground control. System 494L is an emergency UHF voice communication system. (C) (Group 4)

19 April 1967

An Atlas missile successfully launched a PRIME (Precision Recovery Including Maneuvering Entry) payload, the first maneuverable reentry spacecraft, bringing the test program to a conclusion in three shots instead of four. The earlier launches were on 21 December 1966 and 5 March 1967. (U)

21 April 1967

The Strategic Air Command's Minuteman force reached 1,000 missiles with the delivery of the final flight of 50 Minuteman II missiles to units at Malmstrom AFB, Montana. (U)

24 April 1967

First jet powered C123K aircraft delivered to Southeast Asia. (U)

25 April 1967

Major General Benjamin D. Foulois (Retired), oldest United States military pilot and first American to fly in military combat, died at the age of 87 at Andrews AFB, Maryland. He served as Chief of the Air Corps from December 1931 to December 1935. (U)

27 April 1967

The Fourth pair of nuclear detection satellites were successfully launched into orbit by a Titan III-C missile (the earlier pairs were carried aloft by Atlas-Agena vehicles). The Titan III-C also carried three other satellites as additional passengers--an OV5-1, OV5-3, and ERS-18. (U)

May 1967

The Air Force's Southern Command and the Dominican Republic Air Force brought medical treatment to more than 8,000 citizens of 14 Dominican villages. The nine-day effort was the first medical civic project undertaken with the Dominican Air Force. (U)

The 431st Tactical Fighter Squadron, George AFB, California, received the Colombian Trophy for 1966. The trophy is awarded annually to a tactical unit selected from among the winners of the Flight Safety Award Plaques. (U)

DOWNGRADED AT 3 YEAR INTERVALS;
DECLASSIFIED AFTER 12 YEARS.
DOD DIR. 5200.10

310-159 O - 68 - 3

CHRONOLOGY OF UNITED STATES AIR FORCE MAJOR EVENTS — FY 1967 (CONTINUED)

1 May 1967

An Air Force UH1-F helicopter, in flight five miles south of Wright-Patterson AFB, Ohio, at an altitude of 5,000 feet, successfully established two-way voice contact with a National Aeronautics and Space Administration ground station in Cooby Creek, Australia, via the ATS-I synchronous orbit, VHF communication satellite. (U)

Colonel Albert J. McChristy assumed command of the Aeronautical Chart and Information Center, vice Colonel John G. Eriksen. (U)

13 May - 4 June 1967

PATHFINDER EXPRESS, a joint airborne field training exercise, held in Spain. Air Force planes completed 1,273 missions airlifting 12,066 personnel and 12,429 tons. (U)

23 May 1967

The sixth and final link of System 439L (SEED TREE) completed. The communication system includes several hundred miles of underwater cable around the Indo-China peninsula. The program was completed six weeks ahead of schedule. (FOUO)

31 May 1967

Phase I of the MIX FIX (civilianization) Program 99.3 percent complete. In this phase 17,000 civilians replaced 20,000 Air Force military personnel. (U)

The Strategic Air Command achieved an initial operational capability for the Airborne Launch Control System. Five EC-135 aircraft are able to launch Minuteman missiles isolated from ground launching control points. (S) (Group 4)

1 June 1967

First nonstop helicopter crossing of the Atlantic successfully completed when two U.S. Air Force HH-3E helicopters landed at Paris, following a take-off from New York. The flight required 30 hours and 48 minutes, and nine inflight refuelings were made. (U)

3 June 1967

Lieutenant General Glen R. Birchard, Commander in Chief of the Unified Alaskan Command, died in an aircraft accident in Alaska. Major General Robert A. Breitweiser became Commander, 29 June 1967. (U)

6 - 12 June 1967

Operation Safe Haven, evacuation of Americans from the Middle East during the Israeli-Arab war, conducted. More than 5,000 Americans were airlifted to Europe from Wheelus AFB, Libya. Some 1,600 Air Force dependents were flown to the United States. (U)

7 June 1967

The U.S. Air Force Academy graduated its largest class--510 cadets. (U)

10 June 1967

Operation Turn Key, the construction of a complete air base at Tuy Hoa, South Vietnam, under an Air Force contract with Walter Kidde Constructors, Inc., completed--14 days ahead of schedule and only ten days more than a year after the contract was signed. (U)

13 June 1967

The Air Force began a three-year program to train 100 Marine Corps pilots a year when 16 Marine student pilots entered training. (U)

16 June 1967

The first F-111 aircraft assigned to the Tactical Air Command. (U)

DOWNGRADED AT 3 YEAR INTERVALS;
DECLASSIFIED AFTER 12 YEARS.
DOD DIR. 5200.10

CHRONOLOGY OF UNITED STATES AIR FORCE MAJOR EVENTS — FY 1967 (CONTINUED)

17 June 1967

The Cessna O-2B, slated to replace the U-10B as the primary psychological warfare aerial broadcast aircraft in South Vietnam, flew its first mission there. An eight-aircraft squadron became fully operational on 19 June 1967. (U)

22 June 1967

The last mission of a naval transport squadron under the operational control of the Air Force's Military Airlift Command. This mission marked the end of 19 years of participation in the Military Air Transport Service and the Military Airlift Command by the Navy. (U)

30 June 1967

The Air Force's aeromedical airlift system moved a record of 107,677 patients in fiscal year 1967, as contrasted to 85,890 moved in fiscal year 1966, and 55,139 in 1965. The total includes 9,376 battle casualties airlift from Vietnam to the United States. (U)

A record $684.9 million was paid 23 United States commercial airlines during fiscal year 1967 to fly military passengers and cargo, a 74 percent increase over the $394.2 million paid in fiscal year 1966. The Air Force's Military Airlift Command negotiates airlift contracts with commercial airlines for the Department of Defense and manages the combined military-civilian airlift system. (U)

During fiscal year 1967, 96.3 percent of all nonprior service personnel recruited by the Air Training Command were high school graduates. This percentage is a record for new recruits. (U)

Air Force reserve units flying C-124 Globemasters established cargo and passenger airlift records during fiscal year 1967. Aircrews assigned to 19 military airlift groups moved more than 22,000 tons during the 12-month period, compared to 8,600 the previous year. The groups carried more than 42,500 passengers, an increase of 400 percent. (U)

Benefits resulting from suggestions submitted by U.S. Air Force military and civilian personnel totaled $120,245,050 for fiscal year 1967, the highest ever attained by the Air Force. Tangible savings amounted to $46,771,115 for military and $60,097,530 for civilian suggestions. (U)

Source: USAF Historical Division Liaison Office.

AIR FORCE UNITS AND CAPABILITIES

PART I

INTRODUCTION

Data in this section provide a summary of all USAF units.

The tables contain data reflecting number and kind of units; type of aircraft or missiles; command of assignment; deployment by geographical area; and combat readiness of units, aircraft, missiles and aircrews.

For selected kinds of units, squadrons not having wing assignments are shown in wing equivalents on the basis of approximately three or four squadrons to a wing, depending on kind of unit and location.

FUNCTIONS

The Forces have the following primary tasks:

STRATEGIC - OFFENSIVE - Long-range weapons delivery.

STRATEGIC - DEFENSIVE - Defending the US against enemy aerospace attack.

GENERAL PURPOSE - Attaining air superiority over battle areas, providing close air support, interdicting enemy supply and communications facilities and providing air logistics support.

[redacted]LLIGENCE AND COMMUNICATIONS - Specified technical services.

[redacted]IFT AND SEALIFT - Deployment of personnel and equipment and air resupply.

C O R R E C T I O N

The following correction applies to selected lines and columns in Table 6 (pages 30 and 31) of the FY 1966 Statistical Digest.

DATE	WEAPONS SYSTEM	AUTHORIZED LAUNCHERS	MISSILES				
			Authorized	Combat Capability			Possessed
				Total	On Alert	Emergency Combat Capability	
30 Sep 1965	Tactical Missile - Total	112	142	112	111	1	144
	CGM-13B	48	54	48	47	1	54
31 Dec 1965	Tactical Missile - Total	112	142	111	109	2	144
	CGM-13B	48	54	47	45	2	54
31 Mar 1966	Tactical Missile - Total	112	142	112	109	3	145
	CGM-13B	48	54	48	45	3	55
30 Jun 1966	Tactical Missile - Total	112	142	112	109	3	147
	CGM-13B	48	54	48	45	3	57

DOWNGRADED AT 3 YEAR INTERVALS;
DECLASSIFIED AFTER 12 YEARS.
DOD DIR. 5200.10

TABLE 1 — ACTIVE USAF ORGANIZATIONS BY MAJOR AIR COMMAND AND SEPARATE OPERATING AGENCY, WORLD-WIDE — 30 JUN 1967

ORGANIZATION	TOTAL	ACIC	AAC	ADC	AFCS	AFAFC	AFLC	AFSC	ATC	AU	CAC	HQCOMD USAF	MAC	OAR	PACAF	SAC	TAC	USAFA	USAFE	USAFSO	USAFSS
Headquarters USAF . . .	1	-	-	-	-	-	-	-	-	-	-	-	-	-	-	-	-	-	-	-	-
Major Air Command and/ or Separate Operating Agencies . . .	20	1	1	1	1	1	1	1	1	1	1	1	1	1	1	1	1	1	1	1	1
Air Forces - Named . .	1	-	-	1	-	-	-	-	-	-	-	-	-	-	-	-	-	-	-	-	-
Air Forces - Numbered	18	-	-	4	-	-	-	-	-	-	-	-	2	-	3	3	3	-	3	-	-
Areas - Air Materiel	7	-	-	-	-	-	7	-	-	-	-	-	-	-	-	-	-	-	-	-	-
Centers - Named	25	-	-	-	-	-	1	6	6	-	1	-	5	-	-	-	5	-	-	-	1
Services	5	-	-	-	-	-	-	-	1	-	-	1	3	-	-	-	-	-	-	-	-
Divisions	63	-	-	16	-	-	-	9	-	-	-	1	1	-	8	18	8	-	2	-	-
Areas - Communications	2	-	-	-	2	-	-	-	-	-	-	-	-	-	-	-	-	-	-	-	-
Wings	181	-	1	14	-	-	2	2	11	1	-	2	20	-	26	56	26	-	14	1	5
Regions	29	-	-	-	11	-	7	-	-	-	5	4	-	-	-	-	-	-	-	-	[redacted]
Groups	311	-	2	19	19	-	10	12	40	2	-	12	16	-	37	69	28	-	28	-	1
Squadrons	2,408	2	39	301	191	-	23	33	209	6	3	49	208	-	337	542	269	1	165	7	2
Flights	45	-	-	3	-	-	-	3	-	-	-	2	3	-	26	-	5	-	3	-	[redacted]
Colleges and Schools .	19	-	-	-	-	-	-	1	11	5	-	-	-	-	-	-	1	-	-	1	
Bands	35	-	1	4	-	-	1	1	6	1	1	1	2	-	3	5	3	1	4	1	-
Hospitals	85	-	2	7	-	-	5	5	13	1	-	1	6	-	9	2	17	1	16	-	-
Dispensaries	72	-	2	16	-	-	4	4	3	-	-	-	3	-	26	-	1	-	12	1	-
Miscellaneous	28						1	15	-	5	1	-	-	5	-	-	-	-	-	-	1
Air Reserve																					
Wings	14	-	-	-	-	-	-	-	-	-	14	-	-	-	-	-	-	-	-	-	-
Groups	42	-	-	-	-	-	-	-	-	-	42	-	-	-	-	-	-	-	-	-	-
Squadrons	504	-	-	-	-	-	-	-	-	-	504	-	-	-	-	-	-	-	-	-	-
Flights	210	-	-	-	-	-	-	-	-	-	210	-	-	-	-	-	-	-	-	-	-
Hospitals	10	-	-	-	-	-	-	-	-	-	10	-	-	-	-	-	-	-	-	-	-
Dispensaries	31	-	-	-	-	-	-	-	-	-	31	-	-	-	-	-	-	-	-	-	-

Source: Data Applications Division, Data Services Center, Comptroller of the Air Force.

DOWNGRADED AT 3 YEAR INTERVALS;
DECLASSIFIED AFTER 12 YEARS.
DOD DIR. 5200.10

TABLE 2 — USAF COMBAT FORCES BY KIND OF UNIT, WORLD-WIDE, AT END OF QUARTER — FY 1967

(Table reflects the number of wings/squadrons organized in USAF Combat Forces by kind of unit as programmed in the USAF Force Structure. For selected kinds of units, squadrons not having wing assignments are shown in wing equivalents on the basis of approximately three or four squadrons to a wing, depending on kind of unit and location.)

KIND OF UNIT	30 SEP 1966	31 DEC 1966	31 MAR 1967	30 JUN 1967
STRATEGIC - OFFENSIVE				
Bomb, Heavy	13/40	13/40	12/37	12/37
Bomb, Medium	2/ 6	2/ 6	2/ 6	2/ 6
Strategic Reconnaissance	2/ 4	2/ 4	2/ 4	2/ 3
Air Refueling	43	43	42	42
Missile Augmentations (ACM-28) (B-52 Squadrons)	26	25	23	23
Strategic Missile	26	26	26	26
STRATEGIC - DEFENSIVE				
Fighter Interceptor a/	9/33	9/33	8/30	7/30
Airborne Early Warning and Control	7	7	7	7
Defense System Evaluation	3	3	3	3
Air Defense Missile	6	6	6	6
GENERAL PURPOSE				
Tactical Bomb	/ 2	/ 2	/ 2	/ 2
Tactical Fighter	24/86	25/86	25/86	25/86
Tactical Reconnaissance	6/22	5/22	5/17	5/17
Tactical Electronic Warfare	-	-	6	5
Fighter Interceptor a/	8	8	8	8
Tactical Airlift/Troop Carrier	9/26	9/27	11/34	11/32
Special Air Warfare	17	17	19	18
Tactical Air Control System (Southeast Asia)	6	6	6	6
Tactical Air Control System (Other)	-	-	-	2
Airborne Command Post (CINCS)	2	2	2	2
Tactical Missile	2	2	2	2
INTELLIGENCE AND COMMUNICATIONS				
Mapping, Charting and Geodesy	2	2	2	2
Weather Service	6	6	6	6
Aerial Target	1	1	1	1
Aerospace Rescue/Recovery	14	14	15	15
National Emergency Airborne Command Post	1	1	1	1
AIRLIFT AND SEALIFT				
Industrial Fund				
Military Airlift b/	29	29	28	27
Aeromedical Airlift c/	5	5	5	5
Military Airlift (Special Air Mission)	2	2	2	2
Non-Industrial Fund				
Military Airlift	2	2	2	2

a/ Fighter Interceptor in PACAF, USAFE and Iceland included in General Purpose Forces.
b/ Includes squadrons with Navy personnel and USAF special squadrons.
c/ Includes one Military Airlift squadron with aeromedical airlift function.

Source: Data Applications Division, Data Services Center, Comptroller of the Air Force.

DOWNGRADED AT 3 YEAR INTERVALS;
DECLASSIFIED AFTER 12 YEARS.
DOD DIR. 5200.10

[redacted]

TABLE 3 — USAF COMBAT FORCES, BY KIND OF UNIT, BY

(This table reflects wings and squadrons deployed by geographical area. Squadrons in the Combat Forces not having depending on kind of unit and location. Some units are composites made up of aircraft from more than one unit or are

KIND OF UNIT	JUL 1966	AUG	SEP	OCT	NOV	DEC
						CONTINENTAL
STRATEGIC - OFFENSIVE						
Bomb - Total	14/43	14/43	14/43	14/43	14/42	14/42
B-52	/37	/37	/37	/37	/36	/36
B-58	/ 6	/ 6	/ 6	/ 6	/ 6	/ 6
Strategic Reconnaissance - Total	2/ 4	2/ 4	2/ 4	2/ 4	2/ 4	2/ 4
EB/RB-47E/H	/ 1	/ 1	/ 1	/ 1	/ 1	/ 1
SR-71	/ 2	/ 2	/ 2	/ 2	/ 2	/ 2
RC-135C	/ 1	/ 1	/ 1	/ 1	/ 1	/ 1
Air Refueling - Total	36	35	35	36	36	35
KC-135	36	35	35	36	36	35
Missile Augmentation - Total	25	25	25	24	24	24
AGM-28	25	25	25	24	24	24
Strategic Missile - Total	26	26	26	26	26	26
LGM-25C	6	6	6	6	6	6
LGM-30A/B	16	16	16	16	15	15
LGM-30F	4	4	4	4	5	5
STRATEGIC - DEFENSIVE						
Fighter Interceptor - Total	9/31	9/31	9/31	9/31	9/31	9/31
F-101B/F	/15	/15	/15	/15	/15	/15
F/TF-102A	/ 1	/ 1	/ 1	/ 1	/ 1	/ 1
F-104A/B	/ 2	/ 2	/ 2	/ 2	/ 2	/ 2
F-106A/B	/13	/13	/13	/13	/13	/13
Airborne Early Warning and Control - Total	6	6	6	6	6	6
EC-121D/H	6	6	6	6	6	6
Defense System Evaluation - Total	3	3	3	2	3	3
B/EB-57, F-100C/F	3	3	3	2	3	3
Air Defense Missile - Total a/	6	6	6	6	6	6
CIM-10B	6	6	6	6	6	6
GENERAL PURPOSE						
Tactical Fighter - Total	9/32	9/31	8/30	8/30	8/30	8/28
F-4C	/10	/ 7	/ 6	/ 6	/ 5	/ 5
F-4D	-	/ 3	/ 5	/ 6	/ 9	/ 9
F-100D/F	/12	/11	/10	/10	/ 8	/ 6
F-104C/D	/ 3	/ 3	/ 2	/ 1	/ 1	/ 1
F-105D/F	/ 7	/ 7	/ 7	/ 7	/ 7	/ 7

[redacted]

DOWNGRADED AT 3 YEAR INTERVALS;
DECLASSIFIED AFTER 12 YEARS.
DOD DIR. 5200.10

GEOGRAPHICAL AREA, WORLD-WIDE AT END OF MONTH — FY 1967

wing assignments are shown in wing equivalents on the basis of approximately three or four squadrons to a wing units having 50 percent or more of their aircraft on rotation or Temporary Duty in the applicable area.)

JAN 1967	FEB	MAR	APR	MAY	JUN	KIND OF UNIT
UNITED STATES						
						STRATEGIC - OFFENSIVE
13/38	13/38	13/38	13/38	13/38	13/38	Bomb - Total
/32	/32	/32	/32	/32	/32	B-52
/ 6	/ 6	/ 6	/ 6	/ 6	/ 6	B-58
2/ 4	2/ 4	2/ 4	2/ 4	2/ 4	2/ 3	Strategic Reconnaissance - Total
/ 1	/ 1	/ 1	/ 1	/ 1	-	EB/RB-47E/H
/ 2	/ 2	/ 2	/ 2	/ 2	/ 2	SR-71
/ 1	/ 1	/ 1	/ 1	/ 1	/ 1	RC-135C
34	34	34	34	35	34	Air Refueling - Total
34	34	34	34	35	34	KC-135
22	22	22	22	22	22	Missile Augmentation - Total
22	22	22	22	22	22	AGM-28
26	26	26	26	26	26	Strategic Missile - Total
6	6	6	6	6	6	LGM-25C
15	15	15	14	14	14	LGM-30A/B
5	5	5	6	6	6	LGM-30F
						STRATEGIC - DEFENSIVE
8/30	8/30	8/29	8/29	7/29	7/29	Fighter Interceptor - Total
/15	/15	/15	/15	/15	/15	F-101B/F
-	-	-	-	-	-	F/TF-102A
/ 2	/ 2	/ 1	/ 1	/ 1	/ 1	F-104A/B
/13	/13	/13	/13	/13	/13	F-106A/B
6	6	6	6	6	6	Airborne Early Warning and Control - Total
6	6	6	6	6	6	EC-121D/H
3	3	3	3	3	2	Defense System Evaluation - Total
3	3	3	3	3	2	B/EB-57, F-100C/F
6	6	6	6	6	6	Air Defense Missile - Total a/
6	6	6	6	6	6	CIM-10B
						GENERAL PURPOSE
8/28	8/28	8/28	8/29	8/29	8/29	Tactical Fighter - Total
/ 5	/ 4	/ 4	/ 4	/ 4	/ 3	F-4C
/12	/13	/13	/13	/14	/16	F-4D
/ 6	/ 6	/ 6	/ 6	/ 6	/ 6	F-100D/F
/ 1	/ 1	/ 1	/ 1	/ 1	-	F-104C/D
/ 4	/ 4	/ 4	/ 5	/ 4	/ 4	F-105D/F

DOWNGRADED AT 3 YEAR INTERVALS;
DECLASSIFIED AFTER 12 YEARS.
DOD DIR. 5200.10

[redacted]

TABLE 3 — USAF COMBAT FORCES, BY KIND OF UNIT, BY

KIND OF UNIT	JUL 1966	AUG	SEP	OCT	NOV	DEC
	CONTINENTAL					
GENERAL PURPOSE (Continued)						
Tactical Reconnaissance - Total	1/ 5	1/ 6	1/ 6	1/ 5	1/ 6	1/ 6
RF-4C	/ 4	/ 5	/ 4	/ 3	/ 4	/ 4
RB-66B	-	-	/ 1	/ 1	/ 1	/ 1
RF-101A/C	/ 1	/ 1	/ 1	/ 1	/ 1	/ 1
Tactical Electronic Warfare - Total	-	-	-	-	-	-
RB-66B	-	-	-	-	-	-
Tactical Airlift/Troop Carrier - Total	4/11	4/11	4/11	4/12	4/12	4/12
C-130A	/ 3	/ 3	/ 3	/ 3	/ 3	/ 3
C-130B	/ 1	/ 1	/ 1	/ 1	/ 1	/ 1
C-130E	/ 7	/ 7	/ 7	/ 8	/ 8	/ 8
Special Air Warfare - Total	4	4	4	4	4	4
A-1E, U-10B, A-26A, T-28, A-37, C-47D, C-123B	4	4	4	4	4	4
Tactical Air Control System (Other) - Total	-	-	-	-	-	-
CH-3E	-	-	-	-	-	-
INTELLIGENCE AND COMMUNICATIONS						
Mapping, Charting and Geodesy - Total	2	2	2	2	2	2
RC-130A	1	1	1	1	1	1
RC-135A, C-118	1	1	1	1	1	1
Weather Service - Total	2	2	2	2	2	2
WB-47E, WC-135B	1	1	1	1	1	1
RB-57C/F	1	1	1	1	1	1
Aerial Target - Total	1	1	1	1	1	1
CH-21, BQM-34A	1	1	1	1	1	1
Aerospace Rescue/Recovery - Total	2	2	2	2	2	2
CH/HH-3E, HU-16B, CH/HH-53, HC-130H/P	2	2	2	2	2	2
National Emergency Airborne Command Post - Total	1	1	1	1	1	1
EC-135J	1	1	1	1	1	1
AIRLIFT AND SEALIFT						
Industrial Fund						
Military Airlift - Total	27	27	27	27	27	27
C-124C a/	10	10	10	9	9	9
C-130E b/	5	5	5	5	5	5
C-133A/B	3	3	3	3	3	3
C-135A/B	1	1	1	1	1	1
C-141A	8	8	8	9	9	9

[redacted]

DOWNGRADED AT 3 YEAR INTERVALS;
DECLASSIFIED AFTER 12 YEARS.
DOD DIR. 5200.10

GEOGRAPHICAL AREA, WORLD-WIDE AT END OF MONTH — FY 1967 (CONTINUED)

JAN 1967	FEB	MAR	APR	MAY	JUN	KIND OF UNIT
UNITED STATES (Continued)						
						GENERAL PURPOSE (Continued)
1/ 5	1/ 5	1/ 5	1/ 5	1/ 5	1/ 5	Tactical Reconnaissance - Total
/ 4	/ 4	/ 4	/ 4	/ 4	/ 4	RF-4C
-	-	-	-	-	-	RB-66B
/ 1	/ 1	/ 1	/ 1	/ 1	/ 1	RF-101A/C
/ 1	/ 1	/ 1	-	-	-	Tactical Electronic Warfare - Total
/ 1	/ 1	/ 1	-	-	-	RB-66B
4/12	4/13	4/13	4/13	4/13	4/11	Tactical Airlift/Troop Carrier - Total
/ 2	/ 3	/ 3	/ 3	/ 3	/ 2	C-130A
/ 1	/ 1	/ 2	/ 2	/ 2	/ 1	C-130B
/ 9	/ 9	/ 8	/ 8	/ 8	/ 8	C-130E
5	5	5	5	5	5	Special Air Warfare - Total
5	5	5	5	5	5	A-1E, U-10B, A-26A, T-28, A-37, C-47D, C-123B
-	-	-	2	2	2	Tactical Air Control System(Other) - Total
-	-	-	2	2	2	CH-3E
						INTELLIGENCE AND COMMUNICATIONS
2	2	2	2	2	2	Mapping, Charting and Geodesy - Total
1	1	1	1	1	1	RC-130A
1	1	1	1	1	1	RC-135A, C-118
2	2	2	2	2	2	Weather Service - Total
1	1	1	1	1	1	WB-47E, WC-135B
1	1	1	1	1	1	RB-57C/F
1	1	1	1	1	1	Aerial Target - Total
1	1	1	1	1	1	CH-21, BQM-34A
2	2	2	2	2	2	Aerospace Rescue/Recovery - Total
2	2	2	2	2	2	CH/HH-3E, HU-16B, CH/HH-53, HC-130H/P
1	1	1	1	1	1	National Emergency Airborne Command Post - Total
1	1	1	1	1	1	EC-135J
						AIRLIFT AND SEALIFT
						Industrial Fund
26	26	26	25	25	25	Military Airlift - Total
8	8	8	7	7	7	C-124C a/
4	4	4	2	2	2	C-130E b/
3	3	3	3	3	3	C-133A/B
1	1	1	1	1	1	C-135A/B
10	10	10	12	12	12	C-141A

DOWNGRADED AT 3 YEAR INTERVALS;
DECLASSIFIED AFTER 12 YEARS.
DOD DIR. 5200.10

[redacted]

TABLE 3 — USAF COMBAT FORCES, BY KIND OF UNIT, BY,

KIND OF UNIT	JUL 1966	AUG	SEP	OCT	NOV	DEC
	CONTINENTAL					
AIRLIFT AND SEALIFT (Continued)						
Industrial Fund (Continued)						
Aeromedical Airlift - Total	4	4	4	4	4	4
C-118, C-131A	4	4	4	4	4	4
Military Airlift (Special Air Mission) - Total	2	2	2	2	2	2
U-4A, VC-6, VC-118A, C-121, C-131D, VC-135B, VC-137A, VC-140B	2	2	2	2	2	2
	EUROPE - NORTH AFRICA (England, France, Germany, Italy,					
STRATEGIC - DEFENSIVE						
Defense Systems Evaluation - Total	-	-	-	1	-	-
EB-57A/B	-	-	-	1	-	-
GENERAL PURPOSE						
Tactical Fighter - Total	7/21	7/21	7/21	7/21	7/21	7/21
F-4C	/ 3	/ 3	/ 3	/ 3	/ 3	/ 3
F-4D	/ 3	/ 3	/ 3	/ 5	/ 5	/ 5
F-100D/F	/12	/12	/12	/10	/10	/10
F-105D/F	/ 3	/ 3	/ 3	/ 3	/ 3	/ 3
Tactical Reconnaissance - Total	3/ 8	2/ 7	2/ 6	2/ 6	2/ 6	2/ 6
RF-4C	/ 5	/ 4	/ 4	/ 4	/ 4	/ 4
EB/RB-66B/C	/ 1	/ 1	-	-	-	-
RF-101A/C	/ 2	/ 2	/ 2	/ 2	/ 2	/ 2
Fighter Interceptor - Total	4	4	4	4	4	4
F/TF-102A	4	4	4	4	4	4
Tactical Airlift/Troop Carrier - Total	1/ 2	1/ 2	1/ 2	1/ 2	1/ 2	1/ 2
C-130A/B/E	/ 2	/ 2	/ 2	/ 2	/ 2	/ 2
Special Air Warfare - Total	1	1	1	1	1	1
U-10B, C-47A, C-123B	1	1	1	1	1	1
Airborne Command Post (CINCS) - Total	1	1	1	1	1	1
EC-135H	1	1	1	1	1	1
Tactical Missile - Total	6	6	1	1	1	1
MGM-13A	5	5	-	-	-	-
CGM-13B	1	1	1	1	1	1

DOWNGRADED AT 3 YEAR INTERVALS;
DECLASSIFIED AFTER 12 YEARS.
DOD DIR. 5200.10

[redacted]

GEOGRAPHICAL AREA, WORLD-WIDE AT END OF MONTH — FY 1967 (CONTINUED)

JAN 1967	FEB	MAR	APR	MAY	JUN	KIND OF UNIT
UNITED STATES (Continued)						
						AIRLIFT AND SEALIFT (Continued)
						Industrial Fund (Continued)
4	4	4	4	4	4	Aeromedical Airlift - Total
4	4	4	4	4	4	C-118, C-131A
2	2	2	2	2	2	Military Airlift (Special Air Mission) - Total
2	2	2	2	2	2	U-4A, VC-6, VC-118A, C-121, C-131D, VC-135B, VC-137A, VC-140B
Libya, Netherlands, Spain, Turkey)						
						STRATEGIC - DEFENSIVE
-	-	-	-	-	1	Defense System Evaluation - Total
-	-	-	-	-	1	EB-57A/B
						GENERAL PURPOSE
7/21	7/21	7/21	7/21	7/21	7/21	Tactical Fighter - Total
/ 3	/ 3	/ 3	/ 3	/ 3	/ 3	F-4C
/ 8	/ 8	/ 8	/ 9	/ 9	/ 9	F-4D
/ 9	/ 9	/ 9	/ 9	/ 9	/ 9	F-100D/F
/ 1	/ 1	/ 1	-	-	-	F-105D/F
2/ 6	2/ 6	2/ 6	2/ 6	2/ 6	2/ 6	Tactical Reconnaissance - Total
/ 4	/ 4	/ 4	/ 4	/ 4	/ 4	RF-4C
-	-	-	-	-	-	EB/RB-66B/C
/ 2	/ 2	/ 2	/ 2	/ 2	/ 2	RF-101A/C
4	4	4	4	4	4	Fighter Interceptor - Total
4	4	4	4	4	4	F/TF-102A
1/ 2	1/ 2	1/ 2	1/ 2	1/ 2	1/ 2	Tactical Airlift/Troop Carrier - Total
/ 2	/ 2	/ 2	/ 2	/ 2	/ 2	C-130A/B/E
1	1	1	1	1	1	Special Air Warfare - Total
1	1	1	1	1	1	U-10B, C-47A, C-123B
1	1	1	1	1	1	Airborne Command Post (CINCS) - Total
1	1	1	1	1	1	EC-135H
1	1	1	1	1	1	Tactical Missile - Total
-	-	-	-	-	-	MGM-13A
1	1	1	1	1	1	CGM-13B

DOWNGRADED AT 3 YEAR INTERVALS;
DECLASSIFIED AFTER 12 YEARS.
DOD DIR. $200.10

[redacted]

TABLE 3 — USAF COMBAT FORCES, BY KIND OF UNIT, BY

KIND OF UNIT	JUL 1966	AUG	SEP	OCT	NOV	DEC
	EUROPE - NORTH AFRICA (England, France, Germany, Italy					
INTELLIGENCE AND COMMUNICATIONS						
Aerospace Rescue/Recovery - Total	2	2	2	2	2	2
HU-16B, HH-43, HC-130H	2	2	2	2	2	2
AIRLIFT AND SEALIFT						
Industrial Fund						
Aeromedical Airlift - Total	1	1	1	1	1	1
C-118, C-131A c/	1	1	1	1	1	1
Non-Industrial Fund						
Military Airlift - Total	1	1	1	1	1	1
C-124C	1	1	1	1	1	1
	ATLANTIC AREA (Azores, Bermuda,					
STRATEGIC - OFFENSIVE						
Bomb - Total	/ 1	/ 1	/ 1	/ 1	/ 1	/ 1
B-52	/ 1	/ 1	/ 1	/ 1	/ 1	/ 1
Air Refueling - Total	1	1	1	1	1	1
KC-135	1	1	1	1	1	1
Missile Augmentation - Total	1	1	1	1	1	1
AGM-28	1	1	1	1	1	1
GENERAL PURPOSE						
Fighter Interceptor - Total	1	1	1	1	1	1
F/TF-102A	1	1	1	1	1	1
Special Air Warfare - Total	1	1	1	1	1	1
UH-1F, U-10B, A-26A, T-28D, C-46D, C-47D	1	1	1	1	1	1
INTELLIGENCE AND COMMUNICATIONS						
Weather Service - Total	1	1	1	1	1	1
WB-47E, WC-130B	1	1	1	1	1	1
Aerospace Rescue/Recovery - Total	2	2	2	2	2	2
HC-97G, HC-130H	2	2	2	2	2	2

DOWNGRADED AT 3 YEAR INTERVALS;
DECLASSIFIED AFTER 12 YEARS.
DOD DIR. 5200.10

[redacted]

GEOGRAPHICAL AREA, WORLD-WIDE AT END OF MONTH — FY 1967 (CONTINUED)

JAN 1967	FEB	MAR	APR	MAY	JUN	KIND OF UNIT
Libya, Netherlands, Spain, Turkey) (Continued)						
						INTELLIGENCE AND COMMUNICATIONS
2	2	2	2	2	2	Aerospace Rescue/Recovery - Total
2	2	2	2	2	2	HU-16B, HH-43, HC-130H
						AIRLIFT AND SEALIFT
						Industrial Fund
1/1	1/1	1/1	1/1	1/1	1/1	Aeromedical Airlift - Total C-118, C-131A c/
						Non-Industrial Fund
1/1	1/1	1/1	1/1	1/1	1/1	Military Airlift - Total C-124C
Greenland, Iceland, Puerto Rico, Canal Zone)						
						STRATEGIC - OFFENSIVE
/1	/1	/1	/1	/1	/1	Bomb - Total
/1	/1	/1	/1	/1	/1	B-52
1	1	1	1	1	1	Air Refueling - Total
1	1	1	1	1	1	KC-135
1	1	1	1	1	1	Missile Augmentation - Total
1	1	1	1	1	1	AGM-28
						GENERAL PURPOSE
1	1	1	1	1	1	Fighter Interceptor - Total
1	1	1	1	1	1	F/TF-102A
1	1	1	1	1	1	Special Air Warfare - Total
1	1	1	1	1	1	UH-1F, U-10B, A-26A, T-28D, C-46D, C-47D
						INTELLIGENCE AND COMMUNICATIONS
1	1	1	1	1	1	Weather Service - Total
1	1	1	1	1	1	WB-47E, WC-130B
2	2	2	2	2	2	Aerospace Rescue/Recovery - Total
2	2	2	2	2	2	HC-97G, HC-130H

DOWNGRADED AT 3 YEAR INTERVALS;
DECLASSIFIED AFTER 12 YEARS.
DOD DIR. 5200.10

[redacted]

TABLE 3 — USAF COMBAT FORCES, BY KIND OF UNIT, BY

KIND OF UNIT	JUL 1966	AUG	SEP	OCT	NOV	DEC
						CANADA
STRATEGIC - OFFENSIVE						
Air Refueling - Total	1	1	1	1	-	1
KC-135	1	1	1	1	-	1
STRATEGIC - DEFENSIVE						
Fighter Interceptor - Total	/ 1	/ 1	/ 1	/ 1	/ 1	/ 1
F/TF-102A	/ 1	/ 1	/ 1	/ 1	/ 1	/ 1
INTELLIGENCE AND COMMUNICATIONS						
Aerospace Rescue/Recovery - Total	1	1	1	1	1	1
HC-130H	1	1	1	1	1	1
						PACIFIC AREA (Guam, Hawaii, Japan, Korea,
STRATEGIC - OFFENSIVE						
Bomb - Total	1/ 2	1/ 2	1/ 2	1/ 2	1/ 3	1/ 3
B-52	/ 2	/ 2	/ 2	/ 2	/ 3	/ 3
Air Refueling - Total	4	5	5	4	5	5
KC-135	4	5	5	4	5	5
STRATEGIC - DEFENSIVE						
Airborne Early Warning and Control - Total	1	1	1	1	1	1
EC-121D	1	1	1	1	1	1
GENERAL PURPOSE						
Tactical Bomb - Total	/ 2	/ 2	/ 2	/ 2	/ 2	/ 2
B-57B/C	/ 2	/ 2	/ 2	/ 2	/ 2	/ 2
Tactical Fighter - Total	8/33	8/34	9/35	10/35	10/35	10/37
F-4C	/10	/10	/10	/10	/10	/10
F-4D	-	-	-	-	-	-
F-100D/F	/ 9	/10	/11	/11	/11	/13
F-104C/D	/ 1	/ 1	/ 1	/ 1	/ 1	/ 1
F-105D/F	/13	/13	/13	/13	/13	/13
Tactical Reconnaissance - Total	2/ 8	3/ 9	3/10	2/11	2/10	2/10
RF-4C	/ 1	/ 2	/ 3	/ 4	/ 3	/ 3
RC-47	/ 2	/ 2	/ 2	/ 2	/ 2	/ 2
EB-66B/C	/ 2	/ 2	/ 2	/ 2	/ 2	/ 2
RF-101A/C	/ 3	/ 3	/ 3	/ 3	/ 3	/ 3

DOWNGRADED AT 3 YEAR INTERVALS;
DECLASSIFIED AFTER 12 YEARS.
DOD DIR. 5200.10

[redacted]

GEOGRAPHICAL AREA, WORLD-WIDE AT END OF MONTH — FY 1967 (CONTINUED)

JAN 1967	FEB	MAR	APR	MAY	JUN	KIND OF UNIT
(Labrador)						
						STRATEGIC - OFFENSIVE
1	1	1	1	-	1	Air Refueling - Total
1	1	1	1	-	1	KC-135
						STRATEGIC - DEFENSIVE
-	-	-	-	-	-	Fighter Interceptor - Total
-	-	-	-	-	-	F/TF-102A
						INTELLIGENCE AND COMMUNICATIONS
1	1	1	1	1	1	Aerospace Rescue/Recovery - Total
1	1	1	1	1	1	HC-130H
Okinawa, Philippines, South Vietnam, Thailand)						
						STRATEGIC - OFFENSIVE
1/ 4	1/ 4	1/ 4	1/ 4	1/ 4	1/ 4	Bomb - Total
/ 4	/ 4	/ 4	/ 4	/ 4	/ 4	B-52
5	5	5	5	5	5	Air Refueling - Total
5	5	5	5	5	5	KC-135
						STRATEGIC - DEFENSIVE
1	1	1	1	1	1	Airborne Early Warning and Control - Total
1	1	1	1	1	1	EC-121D
						GENERAL PURPOSE
/ 2	/ 2	/ 2	/ 2	/ 2	/ 2	Tactical Bomb - Total
/ 2	/ 2	/ 2	/ 2	/ 2	/ 2	B-57B/C
10/37	10/37	10/37	10/36	9/36	10/36	Tactical Fighter - Total
/10	/10	/10	/10	/ 9	/10	F-4C
-	-	-	-	/ 1	/ 1	F-4D
/13	/13	/13	/13	/13	/13	F-100D/F
/ 1	/ 1	/ 1	/ 1	/ 1	/ 1	F-104C/D
/13	/13	/13	/12	/12	/11	F-105D/F
2/ 6	2/ 6	2/ 6	2/ 6	2/ 6	2/ 6	Tactical Reconnaissance - Total
/ 4	/ 4	/ 4	/ 4	/ 4	/ 4	RF-4C
-	-	-	-	-	-	RC-47
-	-	-	-	-	-	EB-66B/C
/ 2	/ 2	/ 2	/ 2	/ 2	/ 2	RF-101A/C

DOWNGRADED AT 3 YEAR INTERVALS;
DECLASSIFIED AFTER 12 YEARS.
DOD DIR. 5200.10

[redacted]

TABLE 3 — USAF COMBAT FORCES, BY KIND OF UNIT, BY

KIND OF UNIT	JUL 1966	AUG	SEP	OCT	NOV	DEC
	PACIFIC AREA (Guam, Hawaii, Japan, Korea,					
GENERAL PURPOSE (Continued)						
Tactical Electronic Warfare - Total	-	-	-	-	-	-
EC-47	-	-	-	-	-	-
RC-47	-	-	-	-	-	-
EB-66B/C	-	-	-	-	-	-
Fighter Interceptor - Total	3	3	3	3	3	3
F/TF-102A	3	3	3	3	3	3
Tactical Airlift/Troop Carrier - Total	4/12	4/12	4/12	4/12	4/12	4/12
C-7A	-	-	-	-	-	-
C-130A	/ 5	/ 5	/ 5	/ 5	/ 5	/ 5
C-130B	/ 4	/ 4	/ 4	/ 4	/ 4	/ 4
C-130E	/ 3	/ 3	/ 3	/ 3	/ 3	/ 3
Special Air Warfare - Total	10	10	11	11	11	11
A-1E, UH-1F, O-2B, F-5C, U-6A, U-10B/D, A-26A, T-28D, C/AC-47D, C/UC-123B	10	10	11	11	11	11
Tactical Air Control (SEA) - Total	6	6	6	6	6	6
O-1E/F/G, O-2A	5	5	5	5	5	5
CH-3C, UH-1F	1	1	1	1	1	1
Airborne Command Post (CINCS) - Total	1	1	1	1	1	1
EC-135A/P	1	1	1	1	1	1
Tactical Missile - Total	1	1	1	1	1	1
CGM-13B	1	1	1	1	1	1
INTELLIGENCE AND COMMUNICATIONS						
Weather Service - Total	3	3	3	3	3	3
WB-47E	1	1	1	1	1	1
WC-130E	1	1	1	1	1	1
WC-135B, RB-57F	1	1	1	1	1	1
Aerospace Rescue/Recovery - Total	7	7	7	7	7	7
HH-3E, HU-16B, HH-43B/F, HC-54D, HC-97G, HC-130H/P	7	7	7	7	7	7
AIRLIFT AND SEALIFT						
Industrial Fund						
Military Airlift - Total	2	2	2	2	2	2
C-124C	2	2	2	2	2	2
Non-Industrial Fund						
Military Airlift - Total	1	1	1	1	1	1
C-124C	1	1	1	1	1	1

[redacted]

DOWNGRADED AT 3 YEAR INTERVALS;
DECLASSIFIED AFTER 12 YEARS.
DOD DIR. 5200.10

GEOGRAPHICAL AREA, WORLD-WIDE AT END OF MONTH — FY 1967 (CONTINUED)

JAN 1967	FEB	MAR	APR	MAY	JUN	KIND OF UNIT
Okinawa, Philippines, South Vietnam, Thailand) (Continued)						
						GENERAL PURPOSE (Continued)
/ 4	/ 5	/ 5	/ 5	/ 5	/ 5	Tactical Electronic Warfare - Total
-	-	-	/ 3	/ 3	/ 3	EC-47
/ 2	/ 3	/ 3	-	-	-	RC-47
/ 2	/ 2	/ 2	/ 2	/ 2	/ 2	EB-66B/C
3	3	3	3	3	3	Fighter Interceptor - Total
3	3	3	3	3	3	F/TF-102A
6/18	6/18	6/18	6/18	6/18	6/18	Tactical Airlift/Troop Carrier - Total
/ 6	/ 6	/ 6	/ 6	/ 6	/ 6	C-7A
/ 5	/ 5	/ 5	/ 5	/ 5	/ 5	C-130A
/ 4	/ 4	/ 4	/ 4	/ 4	/ 4	C-130B
/ 3	/ 3	/ 3	/ 3	/ 3	/ 3	C-130E
12	12	12	11	11	11	Special Air Warfare - Total
12	12	12	11	11	11	A-1E, UH-1F, O-2B, F-5C, U-6A, U-10B/D, A-26A, T-28D, C/AC-47D, C/UC-123B
6	6	6	6	6	6	Tactical Air Control (SEA) - Total
5	5	5	5	5	5	O-1E/F/G, O-2A
1	1	1	1	1	1	CH-3C, UH-1F
1	1	1	1	1	1	Airborne Command Post (CINCS) - Total
1	1	1	1	1	1	EC-135A/P
1	1	1	1	1	1	Tactical Missile - Total
1	1	1	1	1	1	CGM-13B
						INTELLIGENCE AND COMMUNICATIONS
3	3	3	3	3	3	Weather Service - Total
1	1	1	1	1	1	WB-47E
1	1	1	1	1	1	WC-130E
1	1	1	1	1	1	WC-135B, RB-57F
8	8	8	8	8	8	Aerospace Rescue/Recovery - Total
8	8	8	8	8	8	HH-3E, HU-16B, HH-43B/F, HC-54D, HC-97G, HC-130H/P
						AIRLIFT AND SEALIFT
						Industrial Fund
2	2	2	2	2	2	Military Airlift - Total
2	2	2	2	2	2	C-124C
						Non-Industrial Fund
1	1	1	1	1	1	Military Airlift - Total
1	1	1	1	1	1	C-124C

DOWNGRADED AT 3 YEAR INTERVALS; DECLASSIFIED AFTER 12 YEARS. DOD DIR. 5200.10

[redacted]

TABLE 3 — USAF COMBAT FORCES, BY KIND OF UNIT, BY

KIND OF UNIT	JUL 1966	AUG	SEP	OCT	NOV	DEC
						ALAS-
STRATEGIC - OFFENSIVE						
Air Refueling - Total	1	1	1	1	1	1
KC-135	1	1	1	1	1	1
STRATEGIC - DEFENSIVE						
Fighter Interceptor - Total	/1	/1	/1	/1	/1	/1
F/TF-102A	/1	/1	/1	/1	/1	/1
GENERAL PURPOSE						
Tactical Airlift/Troop Carrier - Total	/1	/1	/1	/1	/1	/1
C-130A	-	-	-	-	-	-
C-130D	/1	/1	/1	/1	/1	/1

a/ Includes USAF special squadrons.
b/ Includes squadrons with Navy personnel.
c/ Military Airlift squadron with aeromedical airlift function.

Source: Data Applications Division, Data Services Center, Comptroller of the Air Force

[redacted]

DOWNGRADED AT 3 YEAR INTERVALS;
DECLASSIFIED AFTER 12 YEARS.
DOD DIR. 5200.10

GEOGRAPHICAL AREA, WORLD-WIDE AT END OF MONTH — FY 1967 (CONTINUED)

JAN 1967	FEB	MAR	APR	MAY	JUN	KIND OF UNIT
KA						
						STRATEGIC - OFFENSIVE
1	1	1	1	1	1	Air Refueling - Total
1	1	1	1	1	1	KC-135
						STRATEGIC - DEFENSIVE
/ 1	/ 1	/ 1	/ 1	/ 1	/ 1	Fighter Interceptor - Total
/ 1	/ 1	/ 1	/ 1	/ 1	/ 1	F/TF-102A
						GENERAL PURPOSE
/ 2	/ 1	/ 1	/ 1	/ 1	/ 1	Tactical Airlift/Troop Carrier - Total
/ 1	-	-	-	-	-	C-130A
/ 1	/ 1	/ 1	/ 1	/ 1	/ 1	C-130D

DOWNGRADED AT 3 YEAR INTERVALS;
DECLASSIFIED AFTER 12 YEARS.
DOD DIR. 5200.10

[redacted]

TABLE 4 — USAF COMBAT FORCES BY KIND OF UNIT BY COMMAND OF ASSIGNMENT, WORLD-WIDE AT END OF QUARTER — FY 1967

(Table reflects the number of wings/squadrons organized in USAF Combat Forces by command of assignment as programmed in the USAF Force Structure. For selected kinds of units, squadrons not having wing assignments are shown in wing equivalents on the basis of approximately three or four squadrons to a wing, depending on kind of unit and location. Units assigned to CONUS commands and located overseas are included with the CONUS command to which assigned.)

KIND OF UNIT	30 SEP 1966	31 DEC 1966	31 MAR 1967	30 JUN 1967
	AIR DEFENSE COMMAND			
STRATEGIC - DEFENSIVE				
Fighter Interceptor a/	9/32	9/32	8/29	7/29
Airborne Early Warning and Control	7	7	7	7
Defense System Evaluation	3	3	3	3
Air Defense Missile	6	6	6	6
GENERAL PURPOSE				
Fighter Interceptor a/	1	1	1	1
INTELLIGENCE AND COMMUNICATIONS				
Aerial Target	1	1	1	1
	US AIR FORCES SOUTHERN COMMAND			
GENERAL PURPOSE				
Special Air Warfare	1	1	1	1
	ALASKAN AIR COMMAND			
STRATEGIC - DEFENSIVE				
Fighter Interceptor	/ 1	/ 1	/ 1	/ 1
GENERAL PURPOSE				
Tactical Airlift/Troop Carrier	/ 1	/ 1	/ 1	/ 1
	HEADQUARTERS COMMAND, USAF			
INTELLIGENCE AND COMMUNICATIONS				
National Emergency Airborne Command Post	1	1	1	1

DOWNGRADED AT 3 YEAR INTERVALS;
DECLASSIFIED AFTER 12 YEARS.
DOD DIR. 5200.10

[redacted]

TABLE 4 — USAF COMBAT FORCES BY KIND OF UNIT BY COMMAND OF ASSIGNMENT, WORLD-WIDE AT END OF QUARTER — FY 1967 (CONTINUED)

KIND OF UNIT	30 SEP 1966	31 DEC 1966	31 MAR 1967	30 JUN 1967
	MILITARY AIRLIFT COMMAND			
AIRLIFT AND SEALIFT				
Industrial Fund				
Military Airlift b/	29	29	28	27
Aeromedical Airlift c/	5	5	5	5
Military Airlift (Special Air Mission)	2	2	2	2
Non-Industrial Fund				
Military Airlift	2	2	2	2
INTELLIGENCE AND COMMUNICATIONS				
Mapping, Charting and Geodesy	2	2	2	2
Weather Service	6	6	6	6
Aerospace Rescue/Recovery	14	14	15	15
	PACIFIC AIR FORCES			
GENERAL PURPOSE				
Tactical Bomb	/ 2	/ 2	/ 2	/ 2
Tactical Fighter	9/35	10/37	10/37	10/36
Tactical Reconnaissance	3/10	2/10	2/ 6	2/ 6
Tactical Electronic Warfare	-	-	5	5
Fighter Interceptor a/	3	3	3	3
Tactical Airlift/Troop Carrier	4/12	4/12	6/18	6/18
Special Air Warfare	11	11	12	11
Tactical Air Control System (Southeast Asia)	6	6	6	6
Airborne Command Post (CINCS)	1	1	1	1
Tactical Missile	1	1	1	1
	STRATEGIC AIR COMMAND			
STRATEGIC - OFFENSIVE				
Bomb, Heavy	13/40	13/40	12/37	12/37
Bomb, Medium	2/ 6	2/ 6	2/ 6	2/ 6
Strategic Reconnaissance	2/ 4	2/ 4	2/ 4	2/ 3
Air Refueling	43	43	42	42
Missile Augmentation (AGM-28) (B-52 Squadrons)	26	25	23	23
Strategic Missile	26	26	26	26

DOWNGRADED AT 3 YEAR INTERVALS;
DECLASSIFIED AFTER 12 YEARS.
DOD DIR. 5200.10

[redacted]

TABLE 4 — USAF COMBAT FORCES BY KIND OF UNIT BY COMMAND OF ASSIGNMENT, WORLD-WIDE AT END OF QUARTER — FY 1967 (CONTINUED)

KIND OF UNIT	30 SEP 1966	31 DEC 1966	31 MAR 1967	30 JUN 1967
	TACTICAL AIR COMMAND			
GENERAL PURPOSE				
Tactical Fighter	8/30	8/28	8/28	8/29
Tactical Reconnaissance	1/ 6	1/ 6	1/ 5	1/ 5
Tactical Electronic Warfare	-	-	1	-
Tactical Airlift/Troop Carrier	5/13	5/14	5/15	5/13
Special Air Warfare	4	4	5	5
Tactical Air Control System (Other)	-	-	-	2
	US AIR FORCES IN EUROPE			
GENERAL PURPOSE				
Tactical Fighter	7/21	7/21	7/21	7/21
Tactical Reconnaissance	2/ 6	2/ 6	2/ 6	2/ 6
Fighter Interceptor a/	4	4	4	4
Special Air Warfare	1	1	1	1
Airborne Command Post (CINCS)	1	1	1	1
Tactical Missile	1	1	1	1

a/ Fighter Interceptor in PACAF, USAFE and Iceland included in General Purpose Forces.
b/ Includes squadrons with Navy personnel and USAF special squadrons.
c/ Includes one Military Airlift squadron with aeromedical airlift function.

Source: Data Applications Division, Data Services Center, Comptroller of the Air Force.

[redacted]

DOWNGRADED AT 3 YEAR INTERVALS;
DECLASSIFIED AFTER 12 YEARS.
DOD DIR. 5200.10

TABLE 5 — USAF COMBAT FORCES, READINESS STATUS OF AIRCRAFT AND AIRCREWS IN SELECTED KINDS OF UNITS, BY WEAPONS SYSTEM, AT END OF QUARTER — FY 1967

WEAPONS SYSTEM	WINGS SQUADRONS ORGANIZED	SQUADRONS EQUIPPED	AIRCRAFT			AIRCREWS		
			Authorized	Possessed	Ready	Authorized	Formed	Ready
	30 SEPTEMBER 1966							
STRATEGIC - OFFENSIVE								
Bomb - Total	15/46	46	680	660	653	1,200	1,085	1,072
B-52	/40	40	600	583	576	1,056	957	944
B-58	/ 6	6	80	77	77	144	128	128
Strategic Reconnaissance - Total	2/ 4	1	49	16	9	88	17	17
RB-47	/ 1	1	14	16	9	25	17	17
SR-71	/ 2	-	25	-	-	45	-	-
RC-135C	/ 1	-	10	-	-	18	-	-
Air Refueling - Total	43	43	620	621	606	1,100	1,061	1,056
KC-135	43	43	620	621	606	1,100	1,061	1,056
Post-Attack Comd Control Sys - Total	-	-	27	25	19	47	22	22
EC-135	-	-	27	25	19	47	22	22
STRATEGIC - DEFENSIVE								
Fighter Interceptor - Total	9/33	30	596	535	413	737	709	606
F-101B/F	/15	14	270	238	193	330	307	261
F/TF-102A a/	/ 3	3	62	63	48	78	80	79
F-104A/B	/ 2	2	36	36	33	47	39	29
F-106A/B	/13	11	228	198	139	282	283	237
Abn Early Wng and Control - Total	7	7	67	64	43	95	75	56
EC-121D/H	7	7	67	64	43	95	75	56
Defense System Evaluation - Total	3	3	81	51	40	81	59	56
B/EB-57A/B/D/E	3	3	70	51	40	70	59	56
F-100C/F	-	-	11	-	-	11	-	-
GENERAL PURPOSE								
Tactical Bomber - Total	/ 2	2	48	45	39	60	65	61
B-57B	/ 2	2	48	45	39	60	65	61
Tactical Fighter - Total	24/86	73	1,638	1,422	809	2,041	1,669	1,339
F-4C	/19	19	360	371	135	468	368	295
F-4D	/ 8	6	162	131	86	200	128	72
F-100D/F	/33	27	648	533	387	822	676	585
F-104C/D	/ 3	2	36	37	12	36	42	26
F-105D/F	/23	19	432	350	189	515	455	361
Tactical Reconnaissance - Total	6/22	19	364	297	174	516	324	212
RF-4C	/11	10	170	163	105	223	166	88
C/RC-47	/ 2	-	47	11	8	94	19	13
EB/RB-66B/C	/ 3	3	51	35	9	71	31	27
RF-101A/C	/ 6	6	96	88	52	128	108	84
Fighter Interceptor - Total	8	8	175	174	134	231	241	224
F/TF-102A a/	8	8	175	174	134	231	241	224
Tactical Airlift/Troop Carrier-Total	9/26	26	408	366	260	986	912	763
C-130	/26	26	408	366	260	986	912	763

DOWNGRADED AT 3 YEAR INTERVALS;
DECLASSIFIED AFTER 12 YEARS.
DOD DIR. 5200.10

[redacted]

TABLE 5 — USAF COMBAT FORCES, READINESS STATUS OF AIRCRAFT AND AIRCREWS IN SELECTED KINDS OF UNITS, BY WEAPONS SYSTEM, AT END OF QUARTER — FY 1967 (CONTINUED)

WEAPONS SYSTEM	WINGS SQUADRONS ORGANIZED	SQUADRONS EQUIPPED	AIRCRAFT			AIRCREWS		
			Authorized	Possessed	Ready	Authorized	Formed	Ready
	30 SEPTEMBER 1966 (Continued)							
GENERAL PURPOSE (Continued)								
Special Air Warfare - Total	17	16	348	301	253	503	435	382
A-1E, UH-1F, F-5C, U-6A, U-10, A-26, T-28, C-46, C/AC/HC-47, C/UC-123	17	16	348	301	253	503	435	382
Tactical Air Control System (Southeast Asia) - Total	6	6	233	178	156	240	357	352
O-1E/F/G	5	5	219	167	152	219	334	329
CH-3C	1	1	14	11	4	21	23	23
Abn Command Post (CINCS) - Total	2	2	10	7	6	24	22	22
EC-135A/H	2	2	10	7	6	24	22	22
AIRLIFT AND SEALIFT								
Industrial Fund								
Military Airlift - Total	29	28	456	460	316	1,355	1,273	907
C-124 b/	12	12	196	215	148	440	448	345
C-130 c/	5	5	80	87	59	233	244	181
C-133	3	3	38	34	26	114	110	92
C-135	1	1	14	16	13	56	46	45
C-141	8	7	128	108	70	512	425	244
Non-Industrial Fund								
Military Airlift - Total	2	2	32	32	25	40	40	40
C-124	2	2	32	32	25	40	40	40
	31 DECEMBER 1966							
STRATEGIC - OFFENSIVE								
Bomb - Total	15/46	46	680	650	648	1,200	1,087	1,080
B-52	/40	40	600	575	573	1,056	958	952
B-58	/ 6	6	80	75	75	144	129	128
Strategic Reconnaissance - Total	2/ 4	1	49	16	10	88	16	16
RB-47	/ 1	1	14	16	10	25	16	16
SR-71	/ 2	-	25	-	-	45	-	-
RC-135C	/ 1	-	10	-	-	18	-	-
Air Refueling - Total	43	43	620	622	616	1,100	1,076	1,075
KC-135	43	43	620	622	616	1,100	1,076	1,075
Post-Attack Comd Control Sys - Total	-	-	27	25	21	47	22	22
EC-135	-	-	27	25	21	47	22	22
STRATEGIC - DEFENSIVE								
Fighter Interceptor - Total	9/33	31	596	520	432	737	666	558
F-101B/F	/15	15	270	252	210	330	303	240
F/TF-102A a/	/ 3	1	62	29	24	78	53	53
F-104A/B	/ 2	2	36	34	31	47	41	34
F-106A/B	/13	13	228	205	167	282	269	231

[redacted]

DOWNGRADED AT 3 YEAR INTERVALS;
DECLASSIFIED AFTER 12 YEARS.
DOD DIR. 5200.10

TABLE 5 — USAF COMBAT FORCES, READINESS STATUS OF AIRCRAFT AND AIRCREWS IN SELECTED KINDS OF UNITS, BY WEAPONS SYSTEM, AT END OF QUARTER — FY 1967 (CONTINUED)

WEAPONS SYSTEM	WINGS SQUADRONS ORGANIZED	SQUADRONS EQUIPPED	AIRCRAFT			AIRCREWS		
			Authorized	Possessed	Ready	Authorized	Formed	Ready
	31 DECEMBER 1966 (Continued)							
STRATEGIC - DEFENSIVE (Continued)								
Abn Early Wng and Control - Total	7	7	67	65	35	95	77	64
EC-121D/H	7	7	67	65	35	95	77	64
Defense System Evaluation - Total	3	3	81	52	45	81	70	65
B/EB-57A/B/D/E	3	3	70	52	45	70	70	65
F-100C/F	-	-	11	-	-	11	-	-
GENERAL PURPOSE								
Tactical Bomb - Total	/ 2	2	48	46	43	60	56	56
B-57B	/ 2	2	48	46	43	60	56	56
Tactical Fighter - Total	25/86	74	1,656	1,445	798	2,057	1,509	1,166
F-4C	/18	18	342	328	152	450	400	265
F-4D	/14	11	282	233	79	332	161	93
F-100D/F	/29	26	564	516	374	724	560	511
F-104C/D	/ 2	2	36	37	11	36	26	16
F-105D/F	/23	17	432	331	182	515	362	281
Tactical Reconnaissance - Total	5/22	19	391	330	196	503	380	312
RF-4C	/11	9	214	191	105	254	179	150
C/RC-47	/ 2	2	27	27	24	54	54	47
EB/RB-66B/C	/ 3	3	54	36	14	76	42	33
RF-101A/C	/ 6	5	96	76	53	119	105	82
Fighter Interceptor - Total	8	8	175	173	139	231	238	232
F/TF-102A a/	8	8	175	173	139	231	238	232
Tactical Airlift/Troop Carrier-Total	9/27	26	424	364	281	1,034	878	802
C-130	/27	26	424	364	281	1,034	878	802
Special Air Warfare - Total	17	17	358	333	276	518	404	374
A-1E, UH-1F, F-5C, U-6A, U-10, A-26, T-28, C-46, C/AC/HC-47, C/UC-123	17	17	358	333	276	518	404	374
Tactical Air Control System (Southeast Asia) - Total	6	6	259	233	214	266	439	429
O-1E/F/G	5	5	245	220	206	245	420	410
CH-3C	1	1	14	13	8	21	19	19
Abn Command Post (CINCS) - Total	2	2	10	8	6	24	25	23
EC-135A/H	2	2	10	8	6	24	25	23
AIRLIFT AND SEALIFT								
Industrial Fund								
Military Airlift - Total	29	28	455	459	302	1,367	1,055	794
C-124 b/	11	11	180	186	123	392	297	231
C-130 c/	5	5	80	87	57	233	200	157
C-133	3	3	38	36	25	114	92	81
C-135	1	1	13	13	8	52	37	37
C-141	9	8	144	137	89	576	429	288
Non-Industrial Fund								
Military Airlift - Total	2	2	32	32	27	40	40	40
C-124	2	2	32	32	27	40	40	40

DOWNGRADED AT 3 YEAR INTERVALS;
DECLASSIFIED AFTER 12 YEARS.
DOD DIR. 5200.10

[redacted]

TABLE 5 — USAF COMBAT FORCES, READINESS STATUS OF AIRCRAFT AND AIRCREWS IN SELECTED KINDS OF UNITS, BY WEAPONS SYSTEM, AT END OF QUARTER — FY 1967 (CONTINUED)

WEAPONS SYSTEM	WINGS SQUADRONS ORGANIZED	SQUADRONS EQUIPPED	AIRCRAFT			AIRCREWS		
			Authorized	Possessed	Ready	Authorized	Formed	Ready
	31 MARCH 1967							
STRATEGIC - OFFENSIVE								
Bomb - Total	14/43	43	635	636	617	1,119	1,044	1,021
B-52	/37	37	555	558	549	975	920	897
B-58	/ 6	6	80	78	68	144	124	124
Strategic Reconnaissance - Total	2/ 4	2	43	27	9	77	37	32
RB/EB-47	/ 1	1	8	11	9	14	21	21
SR-71	/ 2	1	25	13	-	45	16	11
RC-135C	/ 1	-	10	3	-	18	-	-
Air Refueling - Total	42	42	620	611	593	1,100	1,026	1,017
KC-135	42	42	620	611	593	1,100	1,026	1,017
Post-Attack Comd Control Sys - Total	-	-	27	27	25	47	55	55
EC-135	-	-	27	27	25	47	55	55
STRATEGIC - DEFENSIVE								
Fighter Interceptor - Total	8/30	30	548	512	419	675	611	501
F-101B/F	/15	15	270	258	211	330	306	242
F/TF-102A a/	/ 1	1	26	30	24	34	34	29
F-104A/B	/ 1	1	24	21	20	29	26	20
F-106A/B	/13	13	228	203	164	282	245	210
Abn Early Wng and Control - Total	7	7	67	67	41	95	66	51
EC-121D/H	7	7	67	67	41	95	66	51
Defense System Evaluation - Total	3	3	81	55	48	81	71	67
B/EB-57A/B/D/E	3	3	70	55	48	70	71	67
F-100C/F	-	-	11	-	-	11	-	-
GENERAL PURPOSE								
Tactical Bomb - Total	/ 2	2	48	49	45	60	61	57
B-57B	/ 2	2	48	49	45	60	61	57
Tactical Fighter - Total	25/86	77	1,656	1,518	860	2,064	1,619	1,282
F-4C	/17	17	324	312	159	432	350	339
F-4D	/21	17	426	361	178	509	357	167
F-100D/F	/28	26	540	506	364	694	523	461
F-104C/D	/ 2	2	36	32	13	36	37	28
F-105D/F	/18	15	330	307	146	393	352	287
Tactical Reconnaissance - Total	5/17	16	310	279	157	371	312	258
RF-4C	/12	11	226	209	108	267	211	162
RF-101A/C	/ 5	5	84	70	49	104	101	96

DOWNGRADED AT 3 YEAR INTERVALS; DECLASSIFIED AFTER 12 YEARS. DOD DIR. 5200.10

[redacted]

[redacted]

TABLE 5 — USAF COMBAT FORCES, READINESS STATUS OF AIRCRAFT AND AIRCREWS IN SELECTED KINDS OF UNITS, BY WEAPONS SYSTEM, AT END OF QUARTER — FY 1967 (CONTINUED)

WEAPONS SYSTEM	WINGS SQUADRONS ORGANIZED	SQUADRONS EQUIPPED	AIRCRAFT			AIRCREWS		
			Authorized	Possessed	Ready	Authorized	Formed	Ready
	31 MARCH 1967 (Continued)							
GENERAL PURPOSE (Continued)								
Tactical Electronic Warfare - Total	6	6	101	80	59	170	116	106
C/RC-47	3	3	47	40	30	94	80	70
EB/RB-66B/C	3	3	54	40	29	76	36	36
Fighter Interceptor - Total	8	8	175	169	141	231	208	202
F/TF-102A a/	8	8	175	169	141	231	208	202
Tactical Airlift/Troop Carrier-Total	11/34	33	536	462	358	1,223	993	887
C-7A	/ 6	6	96	81	66	144	130	127
C-130	/28	27	440	381	292	1,079	863	760
Special Air Warfare - Total	19	16	388	319	267	570	408	387
A-1E,O-2B,F-5C,U-6A,U-10,A-26,T-28, A-37, C-46,C/AC/HC-47,C/UC-123	19	16	388	319	267	570	408	387
Tactical Air Control System (Southeast Asia) - Total	6	6	279	235	209	294	495	461
O-1E/F/G	5	5	250	209	197	250	459	432
CH-3C, UH-1F	1	1	29	26	12	44	36	29
Abn Command Post (CINCS) - Total	2	2	10	8	8	24	23	23
EC-135A/H	2	2	10	8	8	24	23	23
AIRLIFT AND SEALIFT								
Industrial Fund								
Military Airlift - Total	28	26	435	418	299	1,364	974	770
C-124 b/	10	8	162	149	104	368	212	201
C-130 c/	4	4	64	62	44	198	168	129
C-133	3	3	38	36	27	114	89	77
C-135	1	1	11	12	8	44	33	32
C-141	10	10	160	159	116	640	472	331
Non-Industrial Fund								
Military Airlift - Total	2	2	32	32	27	40	33	30
C-124	2	2	32	32	27	40	33	30
	30 JUNE 1967							
STRATEGIC - OFFENSIVE								
Bomb - Total	14/43	43	633	636	634	1,115	988	972
B-52	/37	37	555	554	554	975	861	849
B-58	/ 6	6	78	82	80	140	127	123
Strategic Reconnaissance - Total	2/ 3	2	35	23	7	63	32	23
SR-71	/ 2	1	25	16	-	45	18	13
RC-135C	/ 1	1	10	7	7	18	14	10
Air Refueling - Total	42	42	620	616	607	1,100	973	969
KC-135	42	42	620	616	607	1,100	973	969
Post-Attack Comd Control Sys - Total	-	-	27	26	24	47	35	35
EC-135	-	-	27	26	24	47	35	35

[redacted]

DOWNGRADED AT 3 YEAR INTERVALS;
DECLASSIFIED AFTER 12 YEARS.
DOD DIR. 5200.10

[redacted]

TABLE 5 — USAF COMBAT FORCES, READINESS STATUS OF AIRCRAFT AND AIRCREWS IN SELECTED KINDS OF UNITS, BY WEAPONS SYSTEM, AT END OF QUARTER — FY 1967 (CONTINUED)

WEAPONS SYSTEM	WINGS SQUADRONS ORGANIZED	SQUADRONS EQUIPPED	AIRCRAFT			AIRCREWS		
			Authorized	Possessed	Ready	Authorized	Formed	Ready
	30 JUNE 1967 (Continued)							
STRATEGIC - DEFENSIVE								
Fighter Interceptor - Total	7/30	28	542	514	426	671	500	487
F-101B/F	/15	15	270	265	222	330	260	254
F/TF-102A a/	/ 1	1	26	30	24	34	30	29
F-104A/B	/ 1	1	24	22	21	29	19	18
F-106A/B	/13	11	222	197	159	278	191	186
Abn Early Wng and Control - Total	7	6	67	58	34	95	63	48
EC-121D/H	7	6	67	58	34	95	63	48
Defense System Evaluation - Total	3	3	81	54	50	91	63	51
B/EB-57A/B/D/E	3	3	70	54	50	80	63	51
F-100C/F	-	-	11	-	-	11	-	-
GENERAL PURPOSE								
Tactical Bomb - Total	/ 2	2	48	42	36	60	76	68
B-57B	/ 2	2	48	42	36	60	76	68
Tactical Fighter - Total	25/86	80	1,656	1,575	952	2,068	1,632	1,291
F-4C	/16	15	306	274	178	410	332	284
F-4D	/26	24	522	504	247	620	443	274
F-100D/F	/28	26	540	516	379	694	533	475
F-104C/D	/ 1	1	18	17	12	27	26	22
F-105D/F	/15	14	270	264	136	317	298	236
Tactical Reconnaissance - Total	5/17	17	318	293	171	384	296	231
RF-4C	/12	12	234	224	126	280	213	160
RF-101A/C	/ 5	5	84	69	45	104	83	71
Tactical Electronic Warfare - Total	5	5	75	63	52	137	116	116
C/EC-47	3	3	47	44	40	94	87	87
EB-66B/C	2	2	28	19	12	43	29	29
Fighter Interceptor - Total	8	8	175	164	142	231	196	192
F/TF-102A a/	8	8	175	164	142	231	196	192
Tactical Airlift/Troop Carrier-Total	11/32	32	508	496	375	1,167	909	846
C-7A	/ 6	6	96	84	62	144	134	134
C-130	/26	26	412	412	313	1,023	775	712
Special Air Warfare - Total	18	16	370	309	244	544	440	388
A-1E, UH-1F, O-2B, U-10, A-26, T-28, A-37, C-46, C/AC-47, C/UC-123	18	16	370	309	244	544	440	388
Tactical Air Control System (Southeast Asia) - Total	6	6	279	229	205	294	543	496
O-1E/F/G, O-2A	5	5	250	206	195	250	501	469
CH-3C, UH-1F	1	1	27	23	10	44	42	27
Tactical Air Control System (Other) - Total	2	-	10	-	-	16	-	-
CH-3E	2	-	10	-	-	16	-	-
Abn Command Post (CINCS) - Total	2	2	10	9	7	24	23	23
EC-135H/P	2	2	10	9	7	24	23	23

DOWNGRADED AT 3 YEAR INTERVALS;
DECLASSIFIED AFTER 12 YEARS.
DOD DIR. 5200.10

[redacted]

TABLE 5 — USAF COMBAT FORCES, READINESS STATUS OF AIRCRAFT AND AIRCREWS IN SELECTED KINDS OF UNITS, BY WEAPONS SYSTEM, AT END OF QUARTER — FY 1967 (CONTINUED)

WEAPON SYSTEM	WINGS SQUADRONS ORGANIZED	SQUADRONS EQUIPPED	AIRCRAFT			AIRCREWS		
			Authorized	Possessed	Ready	Authorized	Formed	Ready
	30 JUNE 1967 (Continued)							
AIRLIFT AND SEALIFT								
Industrial Fund								
Military Airlift - Total.	27	26	413	406	288	1,309	906	655
C-124 b/.	9	8	146	134	86	368	185	164
C-130 c/.	2	2	32	36	28	99	99	76
C-133	3	3	38	35	22	114	85	74
C-135	1	1	9	10	8	36	28	28
C-141	12	12	188	191	144	692	509	313
Non-Industrial Fund								
Military Airlift - Total.	2	2	32	32	28	40	31	31
C-124.	2	2	32	32	28	40	31	31

a/ Fighter Interceptor in PACAF, USAFE and Iceland included in General Purpose Forces.
b/ Includes USAF special squadrons.
c/ Includes squadrons with Navy personnel.

Source: Data Applications Division, Data Services Center, Comptroller of the Air Force.

DOWNGRADED AT 3 YEAR INTERVALS;
DECLASSIFIED AFTER 12 YEARS.
DOD DIR. 5200.10

[redacted]

TABLE 6 — USAF COMBAT FORCES, READINESS STATUS OF MISSILES, BY WEAPONS SYSTEM, AT END OF QUARTER — FY 1967

WEAPONS SYSTEM	SQUADRONS ORGANIZED	SQUADRONS OPERA-TIONAL	LAUNCHERS AUTHORIZED	MISSILES				
				Authorized	Combat Capability			Possessed
					Total	On Alert	Emergency Combat Capability	
	30 SEPTEMBER 1966							
STRATEGIC - OFFENSIVE								
Strategic Missile - Total . . .	26	24	1,054	1,057	927	868	59	936
LGM-25C	6	6	54	57	54	49	5	58
LGM-30A	3	3	150	150	125	123	2	125
LGM-30B	13	13	650	650	629	613	16	634
LGM-30F	4	2	200	200	119	83	36	119
STRATEGIC - DEFENSIVE								
Air Defense Missile - Total . .	6	6	176	176	176	164	12	176
CIM-10B	6	6	176	176	176	164	12	176
GENERAL PURPOSE								
Tactical Missile - Total. . . .	2	2	48	54	48	44	4	57
CGM-13B	2	2	48	54	48	44	4	57
	31 DECEMBER 1966							
STRATEGIC - OFFENSIVE								
Strategic Missile - Total . . .	26	25	1,054	1,057	957	890	67	965
LGM-25C	6	6	54	57	54	49	5	59
LGM-30A a/	3	3	150	150	115	113	2	115
LGM-30B a/	12	12	600	600	611	600	11	614
LGM-30F	5	4	250	250	177	128	49	177
STRATEGIC - DEFENSIVE								
Air Defense Missile - Total . .	6	6	174	174	174	161	13	174
CIM-10B	6	6	174	174	174	161	13	174
GENERAL PURPOSE								
Tactical Missile - Total. . . .	2	2	48	54	48	45	3	57
CGM-13B	2	2	48	54	48	45	3	57

[redacted]

DOWNGRADED AT 3 YEAR INTERVALS;
DECLASSIFIED AFTER 12 YEARS.
DOD DIR. 5200.10

TABLE 6 — USAF COMBAT FORCES, READINESS STATUS OF MISSILES, BY WEAPONS SYSTEM, AT END OF QUARTER — FY 1967 (CONTINUED)

WEAPONS SYSTEM	SQUADRONS ORGANIZED	SQUADRONS OPERATIONAL	LAUNCHERS AUTHORIZED	MISSILES				
				Authorized	Combat Capability			Possessed
					Total	On Alert	Emergency Combat Capability	
	31 MARCH 1967							
STRATEGIC - OFFENSIVE								
Strategic Missile - Total	26	25	1,054	1,057	965	822	143	976
LGM-25C	6	6	54	57	54	50	4	59
LGM-30A	3	3	150	150	103	98	5	104
LGM-30B	12	12	600	600	589	555	34	592
LGM-30F	5	4	250	250	219	119	100	221
STRATEGIC - DEFENSIVE								
Air Defense Missile - Total	6	6	172	172	172	158	14	172
CIM-10B	6	6	172	172	172	158	14	172
GENERAL PURPOSE								
Tactical Missile - Total	2	2	48	54	48	47	1	57
CGM-13B	2	2	48	54	48	47	1	57
	30 JUNE 1967							
STRATEGIC - OFFENSIVE								
Strategic Missile - Total	26	26	1,054	1,057	994	850	144	959
LGM-25C	6	6	54	57	54	50	4	60
LGM-30A	3	3	150	150	102	100	2	103
LGM-30B	11	11	550	550	544	517	27	548
LGM-30F	6	6	300	300	294	183	111	248
STRATEGIC - DEFENSIVE								
Air Defense Missile - Total	6	6	170	170	170	163	7	170
CIM-10B	6	6	170	170	170	163	7	170
GENERAL PURPOSE								
Tactical Missile - Total	2	2	48	54	48	45	3	55
CGM-13B	2	2	48	54	48	45	3	55

a/ Combat Capability Total column for LGM-30B exceeds number of authorized LGM-30B launchers due to LGM-30B missiles possessed by squadrons authorized LGM-30A.

Source: Data Applications Division, Data Services Center, Comptroller of the Air Force.

DOWNGRADED AT 3 YEAR INTERVALS;
DECLASSIFIED AFTER 12 YEARS.
DOD DIR. 5200.10

310-159 O - 68 - 5

[redacted]

TABLE 7 — COMBAT READINESS RATINGS OF USAF COMBAT FORCES BY KIND OF UNIT SEMIANNUALLY — FY 1967

KIND OF UNIT	31 DECEMBER 1966					30 JUNE 1967				
	TOTAL	C-1	C-2	C-3	C-4	TOTAL	C-1	C-2	C-3	C-4
STRATEGIC - OFFENSIVE										
Bomb, Heavy	13/40	35	4	1	-	12/37	26	11	-	-
Bomb, Medium	2/ 6	-	6	-	-	2/ 6	-	6	-	-
Strategic Reconnaissance	2/ 4	1	-	-	3	2/ 3	-	-	1	2
Air Refueling	43	43	-	-	-	42	29	13	-	-
Strategic Missile	26	19	6	-	1	26	20	3	3	-
STRATEGIC - DEFENSIVE										
Fighter Interceptor a/	9/33	1	21	8	3	7/30	-	21	7	2
Airborne Early Warning and Control	7	-	4	-	3	7	-	1	3	3
Air Defense Missile	6	6	-	-	-	6	6	-	-	-
GENERAL PURPOSE										
Tactical Bomb	/ 2	2	-	-	-	/ 2	2	-	-	-
Tactical Fighter	25/86	17	26	4	39	25/86	24	26	7	29
Tactical Reconnaissance	5/22	3	6	5	8	5/17	3	3	6	5
Tactical Electronic Warfare	-	-	-	-	-	5	1	2	2	-
Fighter Interceptor a/	8	8	-	-	-	8	3	5	-	-
Tactical Airlift/Troop Carrier	9/27	3	18	4	2	11/32	9	12	4	7
Special Air Warfare	17	4	1	6	6	18	5	5	5	3
Tactical Air Control System(Southeast Asia)	6	2	3	1	-	6	2	1	2	1
Tactical Air Control System (Other)	-	-	-	-	-	2	-	-	-	2
Airborne Command Post (CINCS)	2	-	2	-	-	2	1	-	1	-
Tactical Missile	2	2	-	-	-	2	2	-	-	-
INTELLIGENCE AND COMMUNICATIONS										
Mapping, Charting and Geodesy	2	2	-	-	-	2	-	-	1	1
Weather Service	6	1	3	2	-	6	1	2	2	1
Aerospace Rescue/Recovery	14	1	1	2	10	15	-	1	6	8
National Emergency Airborne Command Post	1	1	-	-	-	1	1	-	-	-
AIRLIFT AND SEALIFT										
Industrial Fund										
Military Airlift b/	29	-	8	12	9	27	2	3	10	12
Non-Industrial Fund										
Military Airlift	2	2	-	-	-	2	1	-	1	-

C R I T E R I A

C-1 - FULLY COMBAT READY. High degree of effectiveness. Unit is adequately equipped, manned and trained and is fully capable of performing its combat mission.
C-2 - COMBAT READY. Lesser degree of capability than C-1. Minor deficiencies exist in equipment, manning, training, etc.
C-3 - MARGINALLY COMBAT READY. Lesser degree of capability than C-2. Major deficiencies in equipment, manning, training, etc.
C-4 - NOT COMBAT READY. Very low degree of effectiveness. Extreme deficiencies exist. Unit is incapable of performing its combat mission.

[redacted]

DOWNGRADED AT 3 YEAR INTERVALS;
DECLASSIFIED AFTER 12 YEARS.
DOD DIR. 5200.10

TABLE 7 — COMBAT READINESS RATINGS OF USAF COMBAT FORCES BY KIND OF UNIT SEMIANNUALLY — FY 1967 (CONTINUED)

C R I T E R I A (Continued)

MINIMUM PERCENTAGES OF AUTHORIZED REQUIRED FOR EACH C-RATING

Missile Units	Percentage			
	C-1	C-2	C-3	C-4
Air Defense and Tactical				
Launchers On Primary Alert	85	75	55	Lower Percentage than C-3
Possessed Missiles, Launchers and Operational Ground Equipment	90	80	60	
Launch Crews Combat Ready	80	60	50	
Personnel Assigned	90	80	70	
Strategic				
Launchers On Primary Alert	80	60	35	
Possessed Missiles, Launchers and Operational Ground Equipment	80	65	35	
Launch Crews Combat Ready	80	80	60	
Personnel Assigned	90	80	70	

Aircraft Units	Percentage			
	C-1	C-2	C-3	C-4
Aircraft Possessed	85	75	55	Lower Percentage than C-3
Aircraft Combat Ready	71	51	40	
Aircrews Combat Ready	85	70	55	
Personnel Assigned	90	80	70	

a/ Fighter Interceptor in PACAF, USAFE and Iceland included in General Purpose Forces.
b/ Includes squadrons with Navy personnel and USAF special squadrons.

Source: Data Applications Division, Data Services Center, Comptroller of the Air Force.

DOWNGRADED AT 3 YEAR INTERVALS;
DECLASSIFIED AFTER 12 YEARS.
DOD DIR. 5200.10

[redacted]

TABLE 8 — USAF COMBAT FORCES, READINESS STATUS OF AIRCRAFT AND AIRCREWS IN SOUTHEAST ASIA BY WEAPONS SYSTEM, AT END OF QUARTER - FY 1967

(Table includes units in South Vietnam and Thailand, the only two countries on the Southeast Asia mainland in which the USAF had combat units located on the dates shown. Data include units on rotation from CONUS and other PAF areas, and units permanently stationed in the two countries. Some units are composites made up of aircraft from more than one unit.)

WEAPONS SYSTEM	COMMAND OF ASSIGNMENT	SQUADRONS ORGANIZED	AIRCRAFT		AIRCREWS	
			Possessed	Ready	Formed	Ready
	30 SEPTEMBER 1966					
STRATEGIC - OFFENSIVE						
Air Refueling - Total		2	31	31	31	31
KC-135A	SAC	2	31	31	31	31
STRATEGIC - DEFENSIVE						
Airborne Early Warning and Control - Total		-	4	4	4	4
EC-121D	ADC	-	4	4	4	4
GENERAL PURPOSE						
Tactical Bomb - Total		1	20	19	27	27
B-57B	PAF	1	20	19	27	27
Tactical Fighter - Total		27	476	283	695	687
F-4C	PAF	10	171	77	231	230
F-100D/F	PAF	9	163	125	246	239
F-104C	PAF	1	16	12	26	26
F-105D/F	PAF	7	126	69	192	192
Tactical Reconnaissance - Total		10	105	72	163	136
RF-4C	PAF	3	44	34	64	49
RC-47	PAF	2	11	8	19	13
EB-66B/C	PAF	2	19	9	31	27
RF-101C	PAF	3	31	21	49	47
Fighter Interceptor - Total		1	22	22	37	37
F/TF-102A	PAF	1	22	22	37	37
Tactical Airlift/Troop Carrier - Total		-	5	5	4	4
C-130E	PAF	-	5	5	4	4
Special Air Warfare - Total		11	200	168	317	285
A-1E, UH-1F, F-5C, U-6A, U-10B, A-26A, T-28D, C/AC/HC-47D, C/UC-123B	PAF	11	200	168	317	285
Tactical Air Control System (S.E. Asia) - Total		6	178	156	357	352
O-1E/F/G, CH-3C	PAF	6	178	156	357	352
INTELLIGENCE AND COMMUNICATIONS						
Aerospace Rescue/Recovery - Total		2	43	36	52	52
HH-3E, HU-16B, HH-43B/F, HC-130H	MTC	2	43	36	52	52

[redacted]

DOWNGRADED AT 3 YEAR INTERVALS;
DECLASSIFIED AFTER 12 YEARS.
DOD DIR. 5200.10

[redacted]

TABLE 8 — USAF COMBAT FORCES, READINESS STATUS OF AIRCRAFT AND AIRCREWS IN SOUTHEAST ASIA BY WEAPONS SYSTEM, AT END OF QUARTER — FY 1967 (CONTINUED)

WEAPONS SYSTEM	COMMAND OF ASSIGNMENT	SQUADRONS ORGANIZED	AIRCRAFT		AIRCREWS	
			Possessed	Ready	Formed	Ready
	31 DECEMBER 1966					
STRATEGIC - OFFENSIVE						
Air Refueling - Total		2	31	31	31	31
KC-135A	SAC	2	31	31	31	31
STRATEGIC - DEFENSIVE						
Airborne Early Warning and Control - Total		-	4	4	4	4
EC-121D	ADC	-	4	4	4	4
GENERAL PURPOSE						
Tactical Bomb - Total		1	20	20	29	29
B-57B	PAF	1	20	20	29	29
Tactical Fighter - Total		29	526	340	653	648
F-4C	PAF	10	168	90	220	217
F-100D/F	PAF	11	205	152	240	239
F-104C	PAF	1	18	11	16	16
F-105D/F	PAF	7	135	87	177	176
Tactical Reconnaissance - Total		9	141	101	225	215
RF-4C	PAF	3	62	38	87	84
RC-47	PAF	2	27	24	54	47
EB-66B/C	PAF	2	22	14	33	33
RF-101C	PAF	2	30	25	51	51
Fighter Interceptor - Total		1	25	25	48	48
F/TF-102A	PAF	1	25	25	48	48
Special Air Warfare - Total		11	226	185	279	272
A-1E, UH-1F, F-5C, U-6A, U-10B, A-26A, T-28D, C/AC/HC-47D, C/UC-123B	PAF	11	226	185	279	272
Tactical Air Control System (S. E. Asia) - Total		6	233	214	439	429
O-1E/F/G, CH-3C	PAF	6	233	214	439	429
INTELLIGENCE AND COMMUNICATIONS						
Aerospace Rescue/Recovery - Total		2	44	35	55	55
HH-3E, HU-16B, HH-43B/F, HC-130H	MTC	2	44	35	55	55

DOWNGRADED AT 3 YEAR INTERVALS; DECLASSIFIED AFTER 12 YEARS. DOD DIR. 5200.10

[redacted]

[redacted]

TABLE 8 — USAF COMBAT FORCES, READINESS STATUS OF AIRCRAFT AND AIRCREWS IN SOUTHEAST ASIA BY WEAPONS SYSTEM, AT END OF QUARTER - FY 1967 (CONTINUED)

WEAPONS SYSTEM	COMMAND OF ASSIGNMENT	SQUADRONS ORGANIZED	AIRCRAFT		AIRCREWS	
			Possessed	Ready	Formed	Ready
			31 MARCH 1967			
STRATEGIC - OFFENSIVE						
Air Refueling - Total		2	36	36	47	47
KC-135A	SAC	2	36	36	47	47
Post-Attack Command Control System - Total		-	2	2	2	2
EC-135C	SAC	-	2	2	2	2
STRATEGIC - DEFENSIVE						
Airborne Early Warning and Control - Total		-	4	4	4	4
EC-121D	ADC	-	4	4	4	4
GENERAL PURPOSE						
Tactical Bomb - Total		1	20	20	27	27
B-57B	PAF	1	20	20	27	27
Tactical Fighter - Total		29	536	358	743	713
F-4C	PAF	10	182	102	280	275
F-100D/F	PAF	11	201	158	243	218
F-104C	PAF	1	17	13	28	28
F-105D/F	PAF	7	136	85	192	192
Tactical Reconnaissance - Total		5	89	54	132	131
RF-4C	PAF	3	63	36	82	82
RF-101C	PAF	2	26	18	50	49
Tactical Electronic Warfare - Total		5	60	45	108	98
RC-47	PAF	3	40	30	80	70
EB-66B/C	PAF	2	20	15	28	28
Fighter Interceptor - Total		1	23	23	28	28
F/TF-102A	PAF	1	23	23	28	28
Tactical Airlift/Troop Carrier - Total		10	148	133	235	232
C-7A	PAF	6	81	66	130	127
C-130A	PAF	1	25	25	42	42
C-130B	PAF	2	26	26	38	38
C-130E	PAF	1	16	16	25	25
Special Air Warfare - Total		12	223	192	299	292
A-1E, O-2B, F-5C, U-6A, U-10B/D, A-26A, T-28D, C/AC/HC-47D, C/UC-123B	PAF	12	223	192	299	292
Tactical Air Control System (S. E. Asia) - Total		6	235	209	495	461
O-1E/F/G, UH-1F, CH-3C	PAF	6	235	209	495	461
INTELLIGENCE AND COMMUNICATIONS						
Aerospace Rescue/Recovery - Total		3	46	41	72	72
HH-3E, HU-16B, HH-43B/F, HC-130P	MTC	3	46	41	72	72

DOWNGRADED AT 3 YEAR INTERVALS;
DECLASSIFIED AFTER 12 YEARS.
DOD DIR. 5200.10

[redacted]

TABLE 8 — USAF COMBAT FORCES, READINESS STATUS OF AIRCRAFT AND AIRCREWS IN SOUTHEAST ASIA BY WEAPONS SYSTEM, AT END OF QUARTER — FY 1967 (CONTINUED)

WEAPONS SYSTEM	COMMAND OF ASSIGNMENT	SQUADRONS ORGANIZED	AIRCRAFT		AIRCREWS	
			Possessed	Ready	Formed	Ready
		30 JUNE 1967				
STRATEGIC - OFFENSIVE						
Bomb - Total		1	10	10	20	20
B-52D	SAC	1	10	10	20	20
Air Refueling - Total		2	32	32	43	43
KC-135A	SAC	2	32	32	43	43
Post-Attack Command Control System - Total		-	2	2	2	2
EC-135	SAC	-	2	2	2	2
STRATEGIC - DEFENSIVE						
Airborne Early Warning and Control - Total		1	6	6	6	6
EC-121D	ADC	1	6	6	6	6
GENERAL PURPOSE						
Tactical Bomb - Total		1	21	17	27	27
B-57B	PAF	1	21	17	27	27
Tactical Fighter - Total		29	525	389	701	686
F-4C	PAF	9	160	121	227	221
F-4D	PAF	1	19	13	31	31
F-100D/F	PAF	11	198	162	259	251
F-104C	PAF	1	16	12	22	22
F-105D/F	PAF	7	132	81	162	161
Tactical Reconnaissance - Total		5	85	71	99	97
RF-4C	PAF	3	60	47	61	60
RF-101C	PAF	2	25	24	38	37
Tactical Electronic Warfare - Total		5	63	52	116	116
EC-47	PAF	3	44	40	87	87
EB-66B/C	PAF	2	19	12	29	29
Fighter Interceptor - Total		1	23	23	37	37
F/TF-102A	PAF	1	23	23	37	37
Tactical Airlift/Troop Carrier - Total		11	158	136	255	255
C-7A	PAF	6	84	62	134	134
C-130A	PAF	2	28	28	48	48
C-130B	PAF	2	28	28	44	44
C-130E	PAF	1	18	18	29	29
Special Air Warfare - Total		11	206	171	294	290
A-1E, O-2B, U-10B/D, A-26A, T-28D, C/AC-47D, C/UC-123B	PAF	11	206	171	294	290
Tactical Air Control System (S. E. Asia) - Total		6	229	205	543	496
O-1E/F/G, UH-1F, O-2A, CH-3C	PAF	6	229	205	543	496
INTELLIGENCE AND COMMUNICATIONS						
Aerospace Rescue/Recovery - Total		3	53	45	72	72
HH-3E, HU-16B, HH-43B/F, HC-130P	MTC	3	53	45	72	72

Source: Data Applications Division, Data Services Center, Comptroller of the Air Force.

DOWNGRADED AT 3 YEAR INTERVALS;
DECLASSIFIED AFTER 12 YEARS.
DOD DIR. 5200.10

[redacted]

[redacted]

FLIGHT OPERATIONS

PART II

INTRODUCTION

Aircraft flight operations data included in this section are based on statistics submitted in accordance with AFM 65-110, RCS: 1-HAF-A1. These reports are compiled on a physical possession basis with the various activity categories determined by the assignment or status of the aircraft rather than actual use.

The tables provide summary data covering flight operations for operating active USAF aircraft and include aircraft flying hours, utilization, etc. Non-operating active totals are shown as a one-line entry.

DEFINITIONS

OPERATING ACTIVE AIRCRAFT - Aircraft currently and actively engaged in or supporting flying missions. Assignment categories are as follows:

TACTICAL AND COMBAT SUPPORT:

Combat Unit - Aircraft assigned for the direct accomplishment of combat unit operations.

Combat Support - Aircraft assigned for the direct accomplishment of combat support operations.

Combat Unit Support - Aircraft assigned for the direct support of combat units and combat supporting unit operations.

Combat Tactics Development - Aircraft assigned to combat commands for the purpose of developing and testing tactics to be employed in functions of combat unit operations.

Combat Flying Support - Aircraft assigned for the purpose of accomplishing essential combat flying functions that cannot be performed in tactical type aircraft.

Industrial Funded - Aircraft assigned to Military Airlift Command (MAC) for the accomplishment of single manager operations for airlift service.

STUDENT AND COMBAT CREW TRAINING:

Aircraft assigned to accomplish student and combat crew training or indoctrination.

OPERATIONAL SUPPORT:

Aircraft assigned to Air Force units in support of proficiency flying for those rated personnel who are not assigned to crew positions and cannot be provided their AFR 60-2 flying requirements in aircraft assigned in any other code.

ADMINISTRATIVE:

Aircraft assigned to support command administrative, executive, and inspection functions.

SPECIAL ACTIVITY AND UTILITY TRANSPORT:

Special Activity - Aircraft assigned to accomplish special activities of the Air Force and other Government agencies.

Command Mission Support - Aircraft assigned to accomplish necessary unscheduled airlift of personnel and materiel in support of Air Force bases and units.

TEST AND TEST SUPPORT:

Bailment Test - Aircraft assigned to approved Air Force contractors for the performance or support of research, development, or test programs for the Air Force.

Test Support - Aircraft assigned for the purpose of supporting test programs by actual participation.

DEFINITIONS (CONTINUED)

Test - Aircraft assigned to evaluate the aircraft or its components or for the purpose of research, development, or test of equipment requiring airborne platforms.

MISSION/DESIGN/SERIES - Air Force Regulations 66-11, Designating, Redesignating, and Naming Military Aircraft, dated, 18 September 1962 and 66-11A dated, 15 January 1964 and 66-20, Designating, Redesignating, and Naming Military Rockets and Guided Missiles dated, 27 June 1963 and 66-20A dated, 30 January 1964, establish a uniform system for designating, redesignating, and naming military aircraft and missiles. The phrase Type/Model/Series (T/M/S) has been replaced by Mission/Design/Series (M/D/S) for aircraft and Type/Design/Series (T/D/S) for missiles. For the purpose of this USAF Statistical Digest, Mission/Design/Series will be used for both aircraft and missiles.

NON-OPERATING ACTIVE AIRCRAFT - Aircraft of the following types: In preparation or awaiting preparation for MAP possession; New Production; Enroute; Flyable Storage; Contract Work (for use by Air Force Logistics Command only); Crash Damage; Extended Transient Maintenance (for base use only); Depot Level Work - Field Teams; Performance of Depot Level Maintenance and Repair; Crash Damage (for base use only); Depot Prototyping (for use by Air Force Logistics Command only); Crash Damage - (to be used only on reassignment to Air Force Logistics Command); Contract Work (for AFSC use only); Command Programmed Maintenance; Battle Damage, evacuate to CONUS; Battle Damage, repair by RAM team, Battle Damage, awaiting major components; Battle Damage, evacuate to contractor; and Excess to Command.

INACTIVE AIRCRAFT - Exempt from reporting.

[redacted]

TABLE 9 — USAF FLIGHT OPERATIONS BY TYPE OF ACTIVITY, WORLD-WIDE, BY QUARTER — FY 1967

TYPE OF ACTIVITY	TOTAL		FIRST QUARTER		SECOND QUARTER		THIRD QUARTER		FOURTH QUARTER	
	Hours Flown	Average Aircraft On Hand During Year	Hours Flown	Average Aircraft On Hand During Quarter	Hours Flown	Average Aircraft On Hand During Quarter	Hours Flown	Average Aircraft On Hand During Quarter	Hours Flown	Average Aircraft On Hand During Quarter
TOTAL	6,565,135	11,587	1,629,683	11,489	1,571,771	11,601	1,663,836	11,778	1,699,845	11,482
OPERATING ACTIVE - TOTAL	6,544,224	10,506	1,625,887	10,434	1,567,909	10,534	1,657,551	10,665	1,692,877	10,392
Combat Unit	1,570,796	3,359	385,914	3,361	378,442	3,400	400,648	3,392	405,792	3,283
Combat Support Unit	1,758,606	2,231	399,630	2,093	415,794	2,180	477,215	2,353	465,967	2,299
Combat Flying Support	162,756	368	43,596	376	40,783	372	39,529	370	38,848	354
Industrial Fund	881,927	497	217,976	532	223,783	515	219,081	483	221,087	45[redacted]
Student and Combat Crew Training	1,323,790	2,582	354,505	2,528	302,429	2,575	311,775	2,604	355,081	2,62[redacted]
Combat Unit Support	91,108	135	24,463	137	20,390	122	22,975	141	23,280	14[redacted]
Operational Support	73,136	141	20,282	173	18,970	149	17,663	128	16,221	11[redacted]
Utility Transportation	444,469	641	117,894	671	108,405	652	110,191	635	107,979	60[redacted]
Administrative	60,135	89	15,602	91	15,474	93	15,129	91	13,930	8[redacted]
Special Activity	76,242	127	21,236	142	18,852	129	18,900	124	17,254	114[redacted]
Bailment Test	7,873	-	965	-	2,190	-	2,251	-	2,467	-
Test	5,509	42	1,272	41	1,396	43	1,325	41	1,516	42
Combat Test Tactical	8,706	23	1,887	17	1,572	21	2,049	25	3,198	30
Test Support	79,171	271	20,665	272	19,429	283	18,820	278	20,257	253
NON-OPERATING ACTIVE - TOTAL	20,911	1,081	3,796	1,055	3,862	1,067	6,285	1,113	6,968	1,090

Source: Data Applications Division, Data Services Center, Comptroller of the Air Force

DOWNGRADED TO:
UNCLASSIFIED AFTER 1 YEAR

[redacted]

[redacted]

TABLE 10 — USAF FLIGHT OPERATIONS OF ACTIVE AIRCRAFT BY MISSION

MISSION, DESIGN, AND SERIES	TOTAL		FIRST QUARTER			SECOND QUARTER		
	Hours Flown	Average Aircraft On Hand During Year	Hours Flown	Average Aircraft On Hand During Quarter	Quarter Utilization Rate	Hours Flown	Average Aircraft On Hand During Quarter	Quarter Utilization Rate
TOTAL	6,565,135	11,587	1,629,683	11,489	142	1,571,771	11,601	135
OPERATING ACTIVE - TOTAL	6,544,224	10,506	1,625,887	10,434	156	1,567,909	10,534	149
NON-OPERATING ACTIVE - TOTAL	20,911	1,081	3,796	1,055	4	3,862	1,067	4
	OPERATING							
BOMBER - TOTAL	473,100	787	118,601	795	149	118,295	801	148
XB-70	14	-	-	-	-	11	-	-
EB-66B	4,890	5	2,813	8	352	2,077	12	173
EB-66B/E	4,651	6	-	-	-	-	-	-
B-58A	24,111	76	6,233	78	80	6,388	77	83
B/EB/RB-57B	25,482	46	6,004	43	140	5,648	47	120
B/RB-57C	5,613	13	1,457	13	112	1,451	13	112
B/TB/RB-57E	5,781	15	1,909	18	106	1,767	20	88
B/EB/RB-57E	4,547	10	-	-	-	-	-	-
[redacted]-52A	133	1	36	1	36	30	1	30
[redacted]52B	407	3	196	3	65	118	3	[redacted]
[redacted]-52C	12,513	30	3,273	28	117	3,194	31	[redacted]
[redacted]-52D	136,868	145	31,283	149	210	36,933	149	[redacted]
[redacted]-52E	47,127	84	13,273	89	149	10,922	88	[redacted]
[redacted]-52F	40,249	72	11,567	76	152	9,803	75	[redacted]
[redacted]B-52G	95,249	164	24,406	169	144	24,706	168	[redacted]
B-52H	49,839	87	12,123	86	141	11,119	87	128
B/TB-47B	327	2	111	2	56	79	2	40
B-47E	718	4	256	5	51	212	4	53
A-37	545	-	-	-	-	-	-	-
A-26A	14,036	24	3,661	27	136	3,837	24	160
TANKER - TOTAL	391,109	683	98,551	680	145	95,681	686	139
EC-135	40,749	36	9,864	35	282	9,317	35	266
KC-135A	349,734	646	88,491	644	137	86,313	650	133
KC-135Q	12	-	-	-	-	-	-	-
KC-135R	41	-	-	-	-	-	-	-
KC-97G	573	1	196	1	196	51	1	51
FIGHTER - TOTAL	1,117,408	2,922	270,802	2,903	93	264,113	2,926	90
F-111A	146	1	146	3	49	-	-	-
F-111A/D	1,909	3	-	-	-	565	3	188
F-106A	52,803	190	12,676	187	68	12,968	197	66
F-106B	11,573	44	2,987	45	66	2,747	45	61
F-105B	4,169	14	933	12	78	969	13	75
F-105D	134,223	278	35,194	307	115	32,588	293	111
F-105F	43,173	104	12,106	115	105	10,696	108	99
F-104A	13,352	41	3,011	43	70	5,613	43	131
F-104B	1,107	6	495	8	62	283	6	47
F-104C	14,691	27	2,890	32	90	3,865	28	138
F-104D	3,991	16	912	16	57	959	16	60
F-104G	13,248	56	3,079	53	58	3,463	55	63
F-102A	92,717	272	26,344	303	87	22,652	283	80
TF-102A	14,008	53	3,704	58	64	3,600	58	62

[redacted]

DOWNGRADED TO:
UNCLASSIFIED AFTER 1 YEAR

AND DESIGN OF AIRCRAFT, WORLD-WIDE, BY QUARTER — FY 1967

THIRD QUARTER			FOURTH QUARTER			
Hours Flown	Average Aircraft On Hand During Quarter	Quarter Utilization Rate	Hours Flown	Average Aircraft On Hand During Quarter	Quarter Utilization Rate	MISSION, DESIGN, AND SERIES
1,663,836	11,778	141	1,699,845	11,482	148	TOTAL
1,657,551	10,665	155	1,692,877	10,392	163	OPERATING ACTIVE - TOTAL
6,285	1,113	6	6,968	1,090	6	NON-OPERATING ACTIVE-TOTAL
ACTIVE						
116,233	778	149	119,971	776	155	BOMBER - TOTAL
3	1	3	-	-	-	XB-70
-	-	-	-	-	-	EB-66B
2,020	12	168	2,631	11	239	EB-66B/E
5,252	70	75	6,238	80	78	B-58A
6,514	49	133	7,316	46	159	B/EB/RB-57B
1,380	13	106	1,325	12	110	B/RB-57C
2,105	20	105	-	-	-	B/TB/RB-57E
-	-	-	4,547	42	108	B/EB/RB-57E
32	1	32	35	1	35	NB-52A
41	3	14	52	3	17	B-52B
2,958	30	99	3,088	29	106	B-52C
34,536	142	295	34,116	139	245	B-52D
11,159	86	130	11,773	75	157	B-52E
10,229	70	146	8,650	66	131	B-52F
23,451	161	146	22,686	158	144	B-52G
12,896	89	145	13,701	87	157	B-52H
84	2	42	53	1	53	B/TB-47B
106	4	27	144	4	36	B-47E
-	-	-	545	1	545	A-37
3,467	25	139	3,071	21	146	A-26A
102,366	693	148	94,511	672	141	TANKER - TOTAL
10,625	38	280	10,943	37	296	EC-135
91,567	654	125	83,363	634	131	KC-135A
-	-	-	12	-	-	KC-135Q
-	-	-	41	-	-	KC-135R
174	1	174	152	1	152	KC-97G
288,930	2,967	97	293,563	2,892	102	FIGHTER - TOTAL
-	-	-	-	-	-	F-111A
591	3	197	753	5	151	F-111A/D
13,507	188	72	13,652	187	73	F-106A
2,962	44	67	2,877	41	70	F-106B
1,330	15	89	937	14	67	F-105B
33,866	276	117	32,575	235	139	F-105D
9,920	102	97	10,451	90	116	F-105F
2,195	39	56	2,533	38	67	F-104A
143	5	29	186	5	37	F-104B
3,976	25	159	3,960	22	180	F-104C
1,137	16	71	983	15	66	F-104D
3,513	61	58	3,193	58	55	F-104G
21,816	255	87	21,905	248	88	F-102A
3,229	50	65	3,475	46	76	TF-102A

DOWNGRADED TO:
UNCLASSIFIED AFTER 1 YEAR

[redacted]

TABLE 10 — USAF FLIGHT OPERATIONS OF ACTIVE AIRCRAFT BY MISSION

MISSION, DESIGN, AND SERIES	TOTAL		FIRST QUARTER			SECOND QUARTER		
	Hours Flown	Average Aircraft On Hand During Year	Hours Flown	Average Aircraft On Hand During Quarter	Quarter Utilization Rate	Hours Flown	Average Aircraft On Hand During Quarter	Quarter Utilization Rate
	OPERATING ACT							
FIGHTER (Continued)								
F-101B	61,254	236	15,500	233	67	14,164	232	61
F/TF-101F	13,801	47	3,691	48	77	3,217	47	68
F-100A	147	3	40	3	13	20	3	7
F-100C	13,895	55	2,976	60	50	3,646	57	64
F-100D	199,467	517	46,947	528	89	45,516	525	87
F-100F	59,646	168	14,011	171	82	14,306	172	83
F-86F	18	1	6	1	6	3	1	3
F-5A/C	11,085	22	2,054	16	128	3,683	26	142
F-5B/D	2,914	6	348	4	87	1,173	7	168
F-4B	74	-	11	-	-	42	-	-
F-4C	198,327	423	58,654	483	121	46,165	428	108
F-4D	104,031	274	10,184	108	94	18,109	213	85
F-4E	19	-	-	-	-	-	-	-
A-1E	11,685	16	11,685	63	185	-	-	-
A-1G	218	1	218	3	73	-	-	-
A-1E/G	39,717	48	-	-	-	13,101	67	196
RECONNAISSANCE - TOTAL	323,135	564	68,857	520	132	75,306	556	135
RC-135	8,411	9	1,498	5	300	1,718	9	191
RC-130A	10,036	15	2,523	15	168	2,477	14	177
EC-121D/P/Q/R	11,383	10	-	-	-	-	-	-
EC-121D/P/Q	35,245	30	12,056	37	326	11,635	40	291
EC-121H	16,250	20	5,626	27	208	5,276	26	203
EC-121H/R	1,556	6	-	-	-	-	-	-
EC-121K	146	-	-	-	-	-	-	-
F/RF-101A/C	41,636	90	10,761	103	104	9,955	94	106
JB/RB-66B	8,590	38	1,978	37	53	1,754	33	53
EB-66C	4,996	6	2,392	10	239	2,604	13	200
EB-66C/D	4,808	6	-	-	-	-	-	-
EB/RB-57A	4,318	10	846	8	106	1,047	9	116
EB/RB-57D	1,507	7	254	5	51	230	7	33
EB-57E	7,069	19	2,260	24	94	2,375	27	88
RB-57F	7,369	14	1,733	15	116	1,744	14	125
WB-50B/D	-	-	-	1	-	-	1	-
JB-50D	143	-	-	-	-	-	-	-
EB-47E	635	2	155	2	78	213	2	107
RB-47E	469	2	165	2	83	143	2	72
WB-47E	15,378	25	3,911	25	156	3,678	24	153
RB/EB-47H	5,468	11	1,834	13	141	1,863	14	133
EC-47	1,720	2	392	3	131	458	3	153
RC-47N/P	43,445	24	2,152	5	430	7,714	17	454
B/RB-45	245	-	-	-	-	-	-	-
ET-29D	5,013	9	1,307	9	145	1,088	9	121
RF-4C	87,299	209	17,014	174	98	19,334	198	98
SEARCH AND RESCUE - TOTAL	113,968	309	29,075	309	94	28,354	309	92
HC-54D	682	2	216	2	108	109	3	36
HH-53B	171	-	-	-	-	22	-	-
HC-47	2,769	4	777	3	259	555	3	185
HH-43B	45,495	146	11,382	148	77	11,099	145	77
HH-43F	3,303	9	980	11	89	725	9	81
H/CH-21B	12,136	38	2,923	38	77	2,847	36	79

[redacted]

DOWNGRADED TO:
UNCLASSIFIED AFTER 1 YEAR

AND DESIGN OF AIRCRAFT, WORLD-WIDE, BY QUARTER — FY 1967 (CONTINUED)

THIRD QUARTER			FOURTH QUARTER			
Hours Flown	Average Aircraft On Hand During Quarter	Quarter Utilization Rate	Hours Flown	Average Aircraft On Hand During Quarter	Quarter Utilization Rate	MISSION, DESIGN, AND SERIES
IVE (Continued)						
						FIGHTER (Continued)
15,330	241	64	16,260	238	68	F-101B
3,549	48	74	3,344	44	76	F/TF-101F
40	3	13	47	3	16	F-100A
3,734	54	69	3,539	52	68	F-100C
55,747	529	100	51,257	487	105	F-100D
16,094	171	94	15,235	158	96	F-100F
3	1	1	6	1	6	F-86F
4,112	29	137	1,236	17	73	F-5A/C
921	6	154	472	5	94	F-5B/D
15	-	-	6	-	-	F-4B
47,329	415	113	46,179	369	125	F-4C
30,031	326	92	45,707	452	101	F-4D
-	-	-	19	-	-	F-4E
-	-	-	-	-	-	A-1E
-	-	-	-	-	-	A-1G
13,840	65	194	12,776	62	206	A-1E/G
88,832	593	150	90,140	589	153	RECONNAISSANCE - TOTAL
2,134	9	237	3,061	14	219	RC-135
2,627	15	175	2,409	15	161	RC-130A
11,383	40	285	-	-	-	EC-121D/P/Q/R
-	-	-	11,554	45	257	EC-121D/P/Q
5,348	26	206	-	-	-	EC-121H
-	-	-	1,556	24	65	EC-121H/R
-	-	-	146	1	146	EC-121K
10,800	86	126	10,120	79	128	F/RF-101A/C
2,418	39	62	2,440	43	57	JB/RB-66B
-	-	-	-	-	-	EC-66C
2,093	12	174	2,715	12	4,808	EB-66C/D
1,116	12	93	1,309	11	119	EB/RB-57A
417	8	52	606	9	67	EB/RB-57D
2,434	26	94	-	-	-	EB-57E
1,980	13	152	1,912	12	159	RB-57F
-	-	-	-	-	-	WB-50B/D
42	1	42	101	1	101	JB-50D
157	2	79	110	2	55	EB-47E
81	2	41	80	1	80	RB-47E
3,973	26	153	3,816	24	159	WB-47E
1,322	11	120	449	5	90	RB/EB-47H
320	2	160	550	2	275	EC-47
14,436	32	451	19,143	41	467	RC-47N/P
-	-	-	245	-	-	B/RB-45
1,243	8	155	1,375	8	172	ET-29D
24,508	223	109	26,443	240	110	RF-4C
28,466	315	90	28,073	303	93	SEARCH AND RESCUE - TOTAL
124	2	62	233	2	117	HC-54D
123	1	123	26	-	-	HH-53B
584	4	146	853	4	213	HC-47
11,536	148	78	11,478	141	81	HH-43B
821	9	91	777	7	111	HH-43F
2,900	37	78	3,466	41	85	H/CH-21B

DOWNGRADED TO:
UNCLASSIFIED AFTER 1 YEAR

[redacted]

TABLE 10 — USAF FLIGHT OPERATIONS OF ACTIVE AIRCRAFT BY MISSION

MISSION, DESIGN, AND SERIES	TOTAL		FIRST QUARTER			SECOND QUARTER		
	Hours Flown	Average Aircraft On Hand During Year	Hours Flown	Average Aircraft On Hand During Quarter	Quarter Utilization Rate	Hours Flown	Average Aircraft On Hand During Quarter	Quarter Utilization Rate
	OPERATING ACT							
SEARCH AND RESCUE (Continued)								
H/UH-19B	20,868	60	5,600	62	90	5,475	62	88
HU-16B	17,944	32	5,004	31	161	5,006	33	152
H/CH-3E	10,600	18	2,193	14	157	2,516	18	140
SPECIAL RESEARCH - TOTAL	22	2	-	-	-	-	2	-
XV-6A	22	2	-	-	-	-	2	-
CARGO - TOTAL	2,102,080	1,969	519,876	1,966	264	510,000	1,941	263
XC-142A	116	2	24	2	12	55	3	18
C-141	324,845	154	52,534	118	445	70,487	139	507
C/VC-140A/B	10,801	12	2,786	13	214	2,796	13	215
VC-137A/C	523	1	523	4	131	-	-	-
VC-137B/C	1,803	3	-	-	-	687	4	172
C-135A	10,083	8	3,401	10	340	2,826	9	314
C/WC-135B	45,453	24	12,265	27	454	12,043	24	502
C-133A	44,043	23	11,172	25	447	10,436	21	497
C-133B	28,437	14	7,831	15	522	7,068	15	471
C-131A	28,937	24	7,441	25	298	7,110	24	296
VC-131A	925	2	203	2	102	260	2	130
C-131B	11,208	30	2,902	29	100	2,704	32	85
C-131D	16,174	25	4,225	26	163	3,921	25	157
C-131E	5,076	7	1,198	6	200	1,135	7	162
VC-131H	2,435	3	551	3	184	679	3	226
HC-130H	8,867	11	8,867	44	202	-	-	-
HC-130H/P	29,726	37	-	-	-	9,166	46	199
C-130A	96,182	121	34,111	148	230	31,667	166	191
C/WC-130A	31,402	37	-	-	-	-	-	-
C/WC-130B	105,345	100	25,551	100	256	27,377	102	268
C-130D	7,413	12	1,803	11	164	1,722	10	172
C/WC-130E	436,240	279	121,189	289	419	119,246	280	426
DC-130E	691	1	-	-	-	-	-	-
C-130H	17	-	-	-	-	17	-	17
C-130K	196	-	-	-	-	24	-	24
C-124A	126	-	-	-	-	-	-	-
C-124C	281,667	218	84,879	266	319	72,394	236	307
C-123B	25,639	33	25,639	131	196	-	-	-
C/VC-123B	78,669	94	-	-	-	25,990	139	187
C-123K	2,994	4	-	-	-	-	-	-
C-121A	5,055	7	1,404	7	201	1,411	7	202
C-121C	998	2	220	3	73	298	2	149
NC-121D	127	1	28	1	28	9	1	9
C-121G	1,176	2	-	-	-	-	-	-
C-119G/J	2,478	9	159	4	40	61	1	61
C/VC-118A	76,137	87	18,649	87	214	18,961	87	218
C-117	9,596	15	2,336	16	146	2,484	16	155
C-97D/F/G/K	12,757	18	6,794	37	184	-	-	-
C-97C/D/F/G/K	6,217	9	-	-	-	6,217	36	173
C-97D/E/F/G/K	5,973	8	-	-	-	-	-	-
HC-97G	3,875	8	2,769	19	146	725	9	81
C/VC-54D/E/G/M	72,541	107	20,114	111	181	17,515	110	159
C/AC/VC-47A/B/D	199,351	324	53,182	344	155	47,310	327	145

[redacted]

DOWNGRADED TO:
UNCLASSIFIED AFTER 1 YEAR

[redacted]

AND DESIGN OF AIRCRAFT, WORLD-WIDE, BY QUARTER — FY 1967 (CONTINUED)

THIRD QUARTER			FOURTH QUARTER			
Hours Flown	Average Aircraft On Hand During Quarter	Quarter Utilization Rate	Hours Flown	Average Aircraft On Hand During Quarter	Quarter Utilization Rate	MISSION, DESIGN, AND SERIES
IVE (Continued)						
						SEARCH AND RESCUE (Continued)
5,204	59	88	4,589	56	82	H/UH-19B
4,520	36	126	3,414	29	118	HU-16B
2,654	19	140	3,237	23	141	H/CH-3E
6	2	3	16	2	8	SPECIAL RESEARCH - TOTAL
6	2	3	16	2	8	XV-6A
534,823	2,021	265	537,381	1,948	276	CARGO - TOTAL
24	2	12	13	1	13	XC-142A
90,848	165	551	110,976	196	566	C-141
2,647	12	221	2,572	11	234	C/VC-140A/B
-	-	-	-	-	-	VC-137A/C
490	3	163	626	4	157	VC-137B/C
1,887	7	270	1,969	6	328	C-135A
11,110	22	525	10,035	21	478	C/WC-135B
10,721	23	466	11,714	24	488	C-133A
6,807	14	486	6,731	12	561	C-133B
7,192	23	313	7,194	24	300	C-131A
273	2	137	189	1	189	VC-131A
2,652	32	83	2,950	27	109	C-131B
4,080	26	157	3,948	24	165	C-131D
1,498	7	214	1,245	7	178	C-131E
565	3	188	640	3	213	VC-131H
-	-	-	-	-	-	HC-130H
9,878	51	194	10,682	51	209	HC-130H/P
30,404	171	180	-	-	-	C-130A
-	-	-	31,402	148	212	C/WC-130A
27,958	98	256	24,459	101	242	C/WC-130B
1,459	12	122	2,429	15	162	C-130D
106,922	275	393	88,883	271	328	C/WC-130E
238	1	238	453	3	151	DC-130E
-	-	-	-	-	-	C-130H
141	-	-	31	-	-	C-130K
-	-	-	126	1	126	C-124A
63,813	197	313	60,581	175	346	C-124C
-	-	-	-	-	-	C-123B
26,873	128	208	25,806	110	235	C/VC-123B
340	3	113	2,654	14	190	C-123K
1,155	7	165	1,085	7	155	C-121A
246	2	123	234	3	78	C-121C
81	1	81	9	1	9	NC-121D
38	1	38	1,138	5	228	C-121G
666	13	51	1,592	16	100	C-119G/J
19,478	89	219	19,049	85	224	C/VC-118A
2,521	14	180	2,255	13	173	C-117
5,963	36	166	-	-	-	C-97D/F/G/K
-	-	-	-	-	-	C-97C/D/F/G/K
-	-	-	5,973	33	181	C-97D/E/F/G/K
381	4	95	-	-	-	HC-97G
17,530	104	169	17,382	102	170	C/VC-54D/E/G/M
50,147	324	155	48,712	299	163	C/AC/VC-47A/B/D

DOWNGRADED TO:
UNCLASSIFIED AFTER 1 YEAR

[redacted]

310-159 O - 68 - 6

[redacted]

TABLE 10 – USAF FLIGHT OPERATIONS OF ACTIVE AIRCRAFT BY MISSION

MISSION, DESIGN, AND SERIES	TOTAL		FIRST QUARTER			SECOND QUARTER		
	Hours Flown	Average Aircraft On Hand During Year	Hours Flown	Average Aircraft On Hand During Quarter	Quarter Utilization Rate	Hours Flown	Average Aircraft On Hand During Quarter	Quarter Utilization Rate
	OPERATING ACT							
CARGO (Continued)								
C-8A	3	1	-	-	-	-	-	-
C-7A	49,952	50	-	-	-	-	-	-
CV-7	170	1	24	1	24	146	3	49
CV-6A	702	1	238	1	238	166	1	166
CH-3B/C	18,939	40	4,864	41	119	4,887	41	119
TRAINER - TOTAL	1,546,195	2,682	418,530	2,713	154	363,951	2,732	133
TC-121C	3,993	6	1,058	5	212	949	5	190
TF-104G	9,039	37	2,172	36	60	2,319	36	64
TB-58A	4,708	8	1,153	7	165	1,225	7	175
TC-54D	1,063	2	157	3	52	250	3	83
TC-47	1,592	5	358	3	119	339	4	85
TC/C-46A/D	6,275	14	1,571	12	131	1,552	14	111
T-39A/B	155,515	138	39,775	142	280	38,284	140	273
T-38A	417,318	748	109,459	700	156	93,199	739	126
T-37A/B	301,147	471	105,549	609	173	-	-	-
AT/T-37A/B/D	86,049	156	-	-	-	85,939	626	137
T-33A	306,551	681	90,816	784	116	79,118	719	110
AT-33A	9,474	28	324	5	65	1,925	31	62
DT-33A	1,370	6	361	6	60	264	6	44
T/VT-29A	23,648	41	6,042	41	147	5,707	41	139
T/VT-29B	41,779	68	10,755	69	156	10,188	72	248
T/VT-29C	73,295	101	19,629	98	200	16,983	101	168
T/VT-29D	52,651	75	14,103	74	191	12,621	78	162
T-28A/B/D	50,728	97	15,248	119	128	13,089	110	119
HELICOPTER - TOTAL	362	1	-	-	-	-	-	-
CH-53A	362	1	-	-	-	-	-	-
UTILITY - TOTAL	476,845	587	101,595	548	185	112,209	581	193
UC-123B	2,139	2	2,139	9	238	-	-	-
OH/UH-13E/J	1,296	5	359	5	72	365	5	73
U-10A/B	18,594	27	7,033	37	190	6,068	36	169
U-10A/B/D	7,031	10	-	-	-	-	-	-
U-10D	49	-	-	-	-	-	-	-
U-6A	14,500	33	3,580	38	94	4,599	35	131
U-4A/B	6,184	14	1,335	14	95	1,838	14	131
U-3A/B	90,289	171	23,882	174	137	21,685	165	131
O-2A/B	2,203	4	-	-	-	-	-	-
O-1E/F/G	277,019	219	50,709	186	273	63,319	227	279
U-1A	1,017	3	286	3	95	201	3	67
UH-1F	26,406	44	12,272	82	150	14,134	96	147
T/UH-1F	30,118	55	-	-	-	-	-	-
	NON-OPERAT							
TOTAL	20,911	1,081	3,796	1,055	4	3,862	1,067	4

Source: Data Applications Division, Data Services Center, Comptroller of the Air Force

[redacted]

DOWNGRADED TO:
UNCLASSIFIED AFTER 1 YEAR

AND DESIGN OF AIRCRAFT, WORLD-WIDE, BY QUARTER — FY 1967 (CONTINUED)

THIRD QUARTER			FOURTH QUARTER			
Hours Flown	Average Aircraft On Hand During Quarter	Quarter Utilization Rate	Hours Flown	Average Aircraft On Hand During Quarter	Quarter Utilization Rate	MISSION, DESIGN, AND SERIES
IVE (Continued)						
						CARGO (Continued)
1	3	-	2	2	1	C-8A
23,456	103	228	26,496	95	279	C-7A
-	-	-	-	-	-	CV-7
142	1	142	156	1	156	CV-6A
4,198	42	115	4,990	36	139	CH-3B/C
364,967	2,678	136	398,747	2,606	153	TRAINER - TOTAL
946	6	158	1,040	6	173	TC-121C
2,445	37	66	2,103	39	54	TF-104G
1,107	8	138	1,223	8	153	TB-58A
330	2	165	326	2	163	TC-54D
385	7	55	510	6	85	TC-47
1,571	14	112	1,581	15	105	TC/C-46A/D
39,566	140	283	37,890	131	289	T-39A/B
100,699	774	126	113,961	780	146	T-38A
87,880	636	138	107,718	640	168	T-37A/B
49	-	-	61	-	-	AT/T-27A/B/D
68,865	637	108	67,752	582	116	T-33A
2,998	39	77	4,227	38	111	AT-33A
417	6	70	328	5	66	DT-33A
5,923	41	144	5,976	41	146	T/VT-29A
10,581	70	151	10,255	62	165	T/VT-29B
17,108	103	166	19,575	102	192	T/VT-29C
13,056	75	174	12,871	72	179	T/VT-29D
11,041	83	142	11,350	77	147	T-28A/B/D
97	1	97	265	2	133	HELICOPTER - TOTAL
97	1	97	265	2	133	CH-53A
132,831	617	215	130,210	602	216	UTILITY - TOTAL
-	-	-	-	-	-	UC-123B
280	4	70	292	5	58	OH/UH-13E/J
5,493	35	157	-	-	-	U-10A/B
-	-	-	7,031	39	180	U-10A/B/D
49	-	-	-	-	-	U-10D
3,812	33	116	2,509	27	93	U-6A
1,945	14	139	1,066	13	82	U-4A/B
21,870	174	126	22,852	170	134	U-3A/B
767	4	192	1,436	12	120	O-2A/B
81,245	243	319	81,746	220	372	O-1E/F/G
297	3	99	233	3	78	U-1A
-	-	-	-	-	-	UH-1F
17,073	107	127	13,045	113	115	T/UH-1F
ING ACTIVE						
6,285	1,113	6	6,968	1,090	6	TOTAL

DOWNGRADED TO:
UNCLASSIFIED AFTER 1 YEAR

[redacted]

TABLE II — SOUTHEAST ASIA OPERATIONAL DATA BY MISSION,

MISSION, DESIGN, SERIES, WITHIN BASES	AVERAGE AIRCRAFT ON HAND	1 JULY 1966 THROUGH 30 SEPTEMBER 1966						1 OCTOBER 1966 THROUGH 31 DECEMBER 1966						
		FLYING HOURS				Utilization Rate	Sorties Flown	AVERAGE AIRCRAFT ON HAND	FLYING HOURS				Utilization Rate	Sorties Flown
		Total	Combat	Combat Support	Other				Total	Combat	Combat Support	Other		
GRAND TOTAL	1,300	280,980	239,894	5,139	35,947	216	166,868	1,609	341,258	287,500	9,993	43,765	212	195,514
														OPERATING
BIEN HOA AB TOTAL	133	25,797	25,289	1	507	194	18,769	169	34,346	33,857	-	489	203	23,560
C-130A (SAO)	-	63	-	-	63	-	19	-	-	-	-	-	-	-
C/UC-123B (PAF)	-	-	-	-	-	-	-	4	544	538	-	6	136	494
F-102A (PAF)	-	-	-	-	-	-	-	4	572	572	-	-	143	428
F-100D (LOO)	1	-	-	-	-	-	-	-	-	-	-	-	-	-
F-100D (PAF)	71	10,763	10,579	-	184	152	8,417	74	10,247	10,084	-	163	138	7,646
F-100F (PAF)	7	915	898	-	17	131	670	6	758	745	-	13	126	555
C/AC/VC-47A/B/D (PAF)	5	1,215	1,213	-	2	243	506	7	1,931	1,923	-	8	276	810
HH-43B (MTO)	-	-	-	-	-	-	-	-	-	-	-	-	-	-
HH-43B (PAF)	-	-	-	-	-	-	-	-	-	-	-	-	-	-
HH-43F (MTO)	3	270	260	1	9	90	391	2	158	139	-	19	79	445
HH-43F (PAF)	-	41	38	-	3	-	418	-	-	-	-	-	-	-
U-10A/B (PAF)	-	-	-	-	-	-	-	-	-	-	-	-	-	-
F-5A/C (PAF)	9	1,428	1,369	-	59	159	1,218	16	2,503	2,429	-	74	156	2,306
O-1E/F/G (PAF)	37	11,102	10,932	-	170	300	7,130	56	17,633	17,427	-	206	315	10,876
BINH THUY AB TOTAL	30	8,032	7,978	-	54	268	5,379	38	11,150	10,988	33	129	293	7,223
HH-43B (MTO)	-	-	-	-	-	-	-	-	-	-	-	-	-	-
HH-43F (MTO)	1	103	96	-	7	103	114	2	118	116	-	2	59	173
HH-43F (PAF)	-	-	-	-	-	-	-	-	-	-	-	-	-	-
C/AC/VC-47A/B/D (LOO)	-	-	-	-	-	-	-	-	-	-	-	-	-	-
C/AC/VC-47A/B/D (PAF)	6	1,162	1,159	-	3	194	357	5	1,156	1,151	-	5	231	470

[redacted]

DOWNGRADED TO:
UNCLASSIFIED AFTER 1 YEAR

[redacted]

DESIGN, SERIES WITHIN BASES — QUARTERLY — FY 1967

1 JANUARY 1967 THROUGH 31 MARCH 1967							1 APRIL 1967 THROUGH 30 JUNE 1967							MISSION, DESIGN, SERIES, WITHIN BASES
AVERAGE AIRCRAFT ON HAND	FLYING HOURS				Utilization Rate	Sorties Flown	AVERAGE AIRCRAFT ON HAND	FLYING HOURS				Utilization Rate	Sorties Flown	
	Total	Combat	Combat Support	Other				Total	Combat	Combat Support	Other			
1,758	408,681	351,661	9,677	47,343	232	241,757	1,696	424,286	375,472	5,747	43,067	250	251,801	GRAND TOTAL
BASES														
180	40,361	39,881	6	474	224	27,544	149	37,263	36,846	18	399	250	24,527	BIEN HOA AB TOTAL
-	-	-	-	-	-	-	-	-	-	-	-	-	-	C-130A (SAO)
15	2,453	2,434	-	19	164	1,703	16	3,059	2,966	-	93	191	1,793	C/UC-123B (PAF)
7	1,102	1,102	-	-	157	934	5	814	811	2	1	163	658	F-102A (PAF)
-	-	-	-	-	-	-	2	-	-	-	-	-	-	F-100D (LOO)
60	9,530	9,398	-	132	159	7,055	55	7,947	7,847	7	93	144	6,056	F-100D (PAF)
6	708	695	-	13	118	536	4	543	536	-	7	136	418	F-100F (PAF)
7	1,783	1,782	-	1	255	752	8	2,100	2,069	9	22	263	1,005	C/AC/VC-47A/B/D (PAF)
-	2	-	-	2	-	3	-	-	-	-	-	-	-	HH-43B (MTO)
-	-	-	-	-	-	-	-	22	22	-	-	-	52	HH-43B (PAF)
2	188	187	-	1	94	466	1	117	115	-	2	117	292	HH-43F (MTO)
-	-	-	-	-	-	-	-	11	11	-	-	-	43	HH-43F (PAF)
-	54	54	-	-	-	57	2	745	744	-	1	373	873	U-10A/B (PAF)
18	2,247	2,189	-	58	125	2,213	3	258	251	-	7	86	272	F-5A/C (PAF)
65	22,294	22,040	6	248	343	13,825	53	21,647	21,474	-	173	408	13,065	O-1E/F/G (PAF)
41	11,995	11,993	-	2	293	7,191	38	10,433	10,416	-	17	275	7,035	BINH THUY AB TOTAL
-	-	-	-	-	-	-	1	15	10	-	5	15	23	HH-43B (MTO)
2	119	117	-	2	60	176	1	82	74	-	8	82	137	HH-43F (MTO)
-	-	-	-	-	-	-	-	7	7	-	-	-	13	HH-43F (PAF)
-	-	-	-	-	-	-	1	-	-	-	-	-	-	C/AC/VC-47A/B/D (LOO)
5	1,603	1,603	-	-	321	550	6	1,408	1,408	-	-	235	533	C/AC/VC-47A/B/D (PAF)

[redacted]

DOWNGRADED TO:
UNCLASSIFIED AFTER 1 YEAR

[redacted]

TABLE II — SOUTHEAST ASIA OPERATIONAL DATA BY MISSION.

MISSION, DESIGN, SERIES, WITHIN BASES	AVERAGE AIRCRAFT ON HAND	1 JULY 1966 THROUGH 30 SEPTEMBER 1966						1 OCTOBER 1966 THROUGH 31 DECEMBER 1966						
		FLYING HOURS				Utilization Rate	Sorties Flown	AVERAGE AIRCRAFT ON HAND	FLYING HOURS				Utilization Rate	Sorties Flown
		Total	Combat	Combat Support	Other				Total	Combat	Combat Support	Other		
														OPERATING
BINH THUY AB (Continued)														
U-10A/B (PAF)	-	-	-	-	-	-	-	-	-	-	-	-	-	-
O-2A/B (PAF)	-	-	-	-	-	-	-	-	-	-	-	-	-	-
O-1E/F/G (PAF)	23	6,767	6,723	-	44	294	4,908	31	9,876	9,721	33	122	319	6,580
CAM RANH BAY AB TOTAL	85	16,942	16,411	-	531	199	8,925	87	15,029	14,011	-	1,018	173	8,349
C-130A (PAF)	2	1,143	962	-	181	572	1,210	8	2,263	1,855	-	408	283	2,334
C/WC-130E (PAF)	-	-	-	-	-	-	-	-	-	-	-	-	-	-
C/AC/VC-47 A/B/D (PAF)	2	513	512	-	1	257	510	2	403	400	-	3	202	356
HH-43B (MTO)	2	243	243	-	-	122	661	2	168	155	-	13	84	472
C-7A (PAF)	-	-	-	-	-	-	-	-	-	-	-	-	-	-
F-4C (PAF)	79	15,043	14,694	-	349	190	6,544	75	12,195	11,601	-	594	163	5,187
DA NANG APT TOTAL	132	29,864	29,268	281	315	226	19,266	140	24,665	23,621	186	858	176	14,902
C-141A (PAF)	-	-	-	-	-	-	-	-	-	-	-	-	-	-
C-130A (SAO)	-	-	-	-	-	-	-	3	428	353	-	75	143	120
DC-130E (SAO)	-	-	-	-	-	-	-	-	-	-	-	-	-	-
C/WC-130A (SAO)	-	-	-	-	-	-	-	-	-	-	-	-	-	-
C/WC-130B (PAF)	4	1,965	1,687	278	-	491	219	4	1,996	1,818	177	1	499	228
C/WC-130E (PAF)	-	-	-	-	-	-	-	1	731	731	-	-	731	110
C-123B (PAF)	12	3,657	3,618	-	39	305	5,818	-	-	-	-	-	-	-
UC-123B (PAF)	-	154	153	-	1	-	83	-	-	-	-	-	-	-
C/UC-123B (PAF)	-	-	-	-	-	-	-	14	2,884	2,690	-	194	206	4,092
F-102A (PAF)	7	890	887	-	3	127	701	6	953	941	-	12	159	778

DOWNGRADED TO:
UNCLASSIFIED AFTER 1 YEAR

[redacted]

DESIGN, SERIES WITHIN BASES — QUARTERLY — FY 1967 (CONTINUED)

1 JANUARY 1967 THROUGH 31 MARCH 1967							1 APRIL 1967 THROUGH 30 JUNE 1967							MISSION, DESIGN, SERIES, WITHIN BASES
AVERAGE AIRCRAFT ON HAND	FLYING HOURS				Utilization Rate	Sorties Flown	AVERAGE AIRCRAFT ON HAND	FLYING HOURS				Utilization Rate	Sorties Flown	
	Total	Combat	Combat Support	Other				Total	Combat	Combat Support	Other			
BASES (Continued)														
														BINH THUY AB (Continued)
1	177	177	-	-	177	192	3	609	605	-	4	203	744	U-10A/B (PAF)
-	-	-	-	-	-	-	-	22	22	-	-	-	14	O-2A/B (PAF)
33	10,096	10,096	-	-	306	6,273	26	8,290	8,290	-	-	319	5,571	O-1E/F/G (PAF)
														CAM RANH BAY AB
124	27,043	22,939	1,845	2,259	218	23,995	125	29,833	27,399	9	2,425	239	28,494	TOTAL
13	6,978	5,522	-	1,456	537	7,124	17	7,503	6,248	-	1,255	441	7,622	C-130A (PAF)
-	-	-	-	-	-	-	6	2,039	2,003	-	36	340	2,610	C/WC-130E (PAF)
2	417	417	-	-	209	391	2	384	383	-	1	192	291	C/AC/VC-47 A/B/D (PAF)
2	200	195	-	5	100	567	2	227	218	-	9	114	600	HH-43B (MTO)
28	7,456	5,242	1,824	390	266	9,305	27	7,767	6,954	5	808	288	10,129	C-7A (PAF)
79	11,992	11,563	21	408	152	6,608	71	11,913	11,593	4	316	168	7,242	F-4C (PAF)
														DA NANG APT
148	33,101	32,163	167	771	224	18,784	151	41,012	40,462	49	501	272	23,407	TOTAL
-	-	-	-	-	-	-	1	-	-	-	-	-	-	C-141A (PAF)
2	371	297	-	74	186	104	-	-	-	-	-	-	-	C-130A (SAO)
-	-	-	-	-	-	-	-	211	211	-	-	-	74	DC-130E (SAO)
-	-	-	-	-	-	-	1	239	239	-	-	239	76	C/WC-130A (SAO)
4	2,006	1,838	167	1	502	217	4	1,955	1,925	29	1	489	211	C/WC-130B (PAF)
3	2,163	2,163	-	-	721	279	3	2,160	2,153	-	7	720	201	C/WC-130E (PAF)
-	-	-	-	-	-	-	-	-	-	-	-	-	-	C-123B (PAF)
-	-	-	-	-	-	-	-	-	-	-	-	-	-	UC-123B (PAF)
15	3,509	3,426	-	83	234	5,121	14	4,336	4,319	-	17	310	6,122	C/UC-123B (PAF)
6	1,054	1,054	-	-	176	839	6	774	772	-	2	129	588	F-102A (PAF)

DOWNGRADED TO:
UNCLASSIFIED AFTER 1 YEAR

[redacted]

TABLE II – SOUTHEAST ASIA OPERATIONAL DATA BY MISSION,

MISSION, DESIGN, SERIES, WITHIN BASES	1 JULY 1966 THROUGH 30 SEPTEMBER 1966							1 OCTOBER 1966 THROUGH 31 DECEMBER 1966						
	AVERAGE AIRCRAFT ON HAND	FLYING HOURS				Utilization Rate	Sorties Flown	AVERAGE AIRCRAFT ON HAND	FLYING HOURS				Utilization Rate	Sorties Flown
		Total	Combat	Combat Support	Other				Total	Combat	Combat Support	Other		
														OPERATING
DA NANG APT (Continued)														
B/EB/RB-57B (PAF)	21	3,992	3,971	-	21	190	2,227	2	380	379	-	1	190	209
HC-47A (PAF)	-	-	-	-	-	-	-	-	-	-	-	-	-	-
C/AC/VC-47A/B/D (PAF)	6	1,498	1,488	-	10	250	494	7	1,309	1,244	-	65	187	455
HH-43B (MTO)	-	-	-	-	-	-	-	-	-	-	-	-	-	-
HH-43F (MTO)	4	335	319	2	14	84	472	2	176	175	-	1	88	386
HU-16B (MTO)	1	210	209	-	1	210	32	5	1,776	1,728	-	48	355	276
U-10A/B (PAF)	-	-	-	-	-	-	-	-	-	-	-	-	-	-
F-4C (LOO)	-	-	-	-	-	-	-	-	-	-	-	-	-	-
F-4C (PAF)	40	5,747	5,652	-	95	144	3,239	57	6,287	5,889	9	389	110	3,932
CH-3B/C (SAO)	2	104	103	-	1	52	78	2	107	106	-	1	54	85
H/CH-3E (LOO)	-	-	-	-	-	-	-	-	-	-	-	-	-	-
H/CH-3E (MTO)	2	311	301	1	9	156	334	3	438	431	-	7	146	409
O-2A/B (PAF)	-	-	-	-	-	-	-	-	-	-	-	-	-	-
O-1E/F/G (PAF)	33	11,001	10,880	-	121	333	5,569	34	7,200	7,136	-	64	212	3,822
DON MUANG APT TOTAL	7	834	62	13	759	119	620	12	1,186	67	9	1,110	99	947
C-130A (PAF)	-	-	-	-	-	-	-	4	159	7	-	152	40	121
C/UC-123B (PAF)	-	-	-	-	-	-	-	-	-	-	-	-	-	-
F-102A (PAF)	2	508	40	-	468	254	282	4	705	35	-	670	176	515
C/AC/VC-47A/B/D (LOO)	-	-	-	-	-	-	-	-	-	-	-	-	-	-
C/AC/VC-47A/B/D (PAF)	2	326	22	13	291	163	338	2	322	25	9	288	161	311
HH-43B (LOO)	2	-	-	-	-	-	-	1	-	-	-	-	-	-

[redacted]

DOWNGRADED TO:
UNCLASSIFIED AFTER 1 YEAR

[redacted]

DESIGN, SERIES WITHIN BASES — QUARTERLY — FY 1967 (CONTINUED)

1 JANUARY 1967 THROUGH 31 MARCH 1967							1 APRIL 1967 THROUGH 30 JUNE 1967							MISSION, DESIGN, SERIES, WITHIN BASES
AVERAGE AIRCRAFT ON HAND	FLYING HOURS				Utilization Rate	Sorties Flown	AVERAGE AIRCRAFT ON HAND	FLYING HOURS				Utilization Rate	Sorties Flown	
	Total	Combat	Combat Support	Other				Total	Combat	Combat Support	Other			
BASES (Continued)														
														DA NANG APT (Continued)
-	-	-	-	-	-	-	-	-	-	-	-	-	-	B/EB/RB-57B (PAF)
-	24	24	-	-	-	17	1	246	245	-	1	246	134	HC-47A (PAF)
8	1,444	1,395	-	49	181	500	6	1,460	1,452	-	8	243	546	C/AC/VC-47A/B/D (PAF)
-	11	11	-	-	-	40	-	-	-	-	-	-	-	HH-43B (MTO)
2	178	172	-	6	89	371	1	170	167	-	3	170	455	HH-43F (MTO)
5	1,417	1,400	-	17	283	252	1	131	130	-	1	131	23	HU-16B (MTO)
-	-	-	-	-	-	-	3	614	614	-	-	205	479	U-10A/B (PAF)
-	-	-	-	-	-	-	1	-	-	-	-	-	-	F-4C (LOO)
56	7,290	6,891	-	399	130	4,564	55	7,965	7,748	-	217	145	4,946	F-4C (PAF)
2	117	117	-	-	59	100	2	105	94	11	-	53	104	CH-3B/C (SAO)
-	-	-	-	-	-	-	1	-	-	-	-	-	-	H/CH-3E (LOO)
4	405	392	-	13	101	389	5	585	558	-	27	117	504	H/CH-3E (MTO)
-	-	-	-	-	-	-	1	200	200	-	-	200	130	O-2A/B (PAF)
41	13,112	12,983	-	129	320	5,991	45	19,861	19,635	9	217	441	8,814	O-1E/F/G (PAF)
														DON MUANG APT
13	2,863	159	37	2,667	220	2,209	12	2,955	283	-	2,672	246	2,277	TOTAL
5	1,937	107	-	1,830	387	1,537	5	1,741	147	-	1,594	348	1,570	C-130A (PAF)
-	-	-	-	-	-	-	-	3	3	-	-	-	3	C/UC-123B (PAF)
4	712	52	29	631	178	498	4	787	77	-	710	197	463	F-102A (PAF)
1	-	-	-	-	-	-	1	-	-	-	-	-	-	C/AC/VC-47A/B/D (LOO)
2	197	-	-	197	99	165	1	357	41	-	316	357	206	C/AC/VC-47A/B/D (PAF)
-	-	-	-	-	-	-	-	-	-	-	-	-	-	HH-43B (LOO)

[redacted]

DOWNGRADED TO:
UNCLASSIFIED AFTER 1 YEAR

[redacted]

TABLE II — SOUTHEAST ASIA OPERATIONAL DATA BY MISSION,

MISSION, DESIGN, SERIES, WITHIN BASES	1 JULY 1966 THROUGH 30 SEPTEMBER 1966							1 OCTOBER 1966 THROUGH 31 DECEMBER 1966						
	AVERAGE AIRCRAFT ON HAND	FLYING HOURS				Utilization Rate	Sorties Flown	AVERAGE AIRCRAFT ON HAND	FLYING HOURS				Utilization Rate	Sorties Flown
		Total	Combat	Combat Support	Other				Total	Combat	Combat Support	Other		
														OPERATING
DON MUANG APT (Continued)														
U-6A (PAF)	-	-	-	-	-	-	-	-	-	-	-	-	-	-
CH-3B/C (LOO)	1	-	-	-	-	-	-	1	-	-	-	-	-	-
KORAT AB TOTAL	68	13,125	10,849	101	2,175	193	6,111	79	13,977	12,952	39	986	177	6,151
F-105D (LOO)	-	-	-	-	-	-	-	-	-	-	-	-	-	-
F-105D (PAF)	61	11,757	10,048	18	1,691	193	5,325	69	12,330	11,951	35	344	179	5,282
F-105F (LOO)	-	-	-	-	-	-	-	-	-	-	-	-	-	-
F-105F (PAF)	4	744	715	2	27	186	321	6	1,044	953	4	87	174	407
F-100F (PAF)	-	65	64	-	1	-	33	-	-	-	-	-	-	-
C/AC/VC-47A/B/D (PAF)	1	424	17	-	407	424	139	2	442	48	-	394	221	211
HH-43B (MTO)	2	135	5	81	49	68	293	2	161	-	-	161	81	251
NAKHON PHANOM APT TOTAL	58	9,331	4,910	2,324	2,097	161	7,697	75	17,912	9,080	7,258	1,574	239	13,539
C-123B (PAF)	-	293	3	11	279	-	54	-	-	-	-	-	-	-
C/UC-123B (PAF)	-	-	-	-	-	-	-	-	-	-	-	-	-	-
C/AC/VC-47A/B/D (PAF)	-	119	9	5	105	-	64	5	1,237	7	817	413	247	632
T-28A/B/D (PAF)	6	598	17	306	275	100	403	2	326	10	92	224	163	171
A-26A (LOO)	-	-	-	-	-	-	-	10	1,767	196	1,127	444	177	1,054
A-26A (PAF)	1	-	-	-	-	-	-	-	-	-	-	-	-	-
A-26A (TAO)	8	1,592	1,289	20	283	199	718	8	2,117	2,094	-	23	265	759
U-10A/B/D (PAF)	-	-	-	-	-	-	-	-	-	-	-	-	-	-
U-10D (PAF)	-	-	-	-	-	-	-	-	-	-	-	-	-	-

DOWNGRADED TO:
UNCLASSIFIED AFTER 1 YEAR

[redacted]

DESIGN, SERIES WITHIN BASES — QUARTERLY — FY 1967 (CONTINUED)

1 JANUARY 1967 THROUGH 31 MARCH 1967							1 APRIL 1967 THROUGH 30 JUNE 1967							MISSION, DESIGN, SERIES, WITHIN BASES
AVERAGE AIRCRAFT ON HAND	FLYING HOURS				Utilization Rate	Sorties Flown	AVERAGE AIRCRAFT ON HAND	FLYING HOURS				Utilization Rate	Sorties Flown	
	Total	Combat	Combat Support	Other				Total	Combat	Combat Support	Other			
BASES (Continued)														
														DON MUANG APT (Continued)
-	17	-	8	9	-	9	1	67	15	-	52	67	35	U-6A (PAF)
1	-	-	-	-	-	-	-	-	-	-	-	-	-	CH-3B/C (LOO)
														KORAT AB
81	14,534	13,439	13	1,082	179	6,649	80	15,901	14,649	32	1,220	199	6,843	TOTAL
1	-	-	-	-	-	-	1	-	-	-	-	-	-	F-105D (LOO)
68	12,616	12,319	8	289	186	5,623	62	12,961	12,605	8	348	209	5,413	F-105D (PAF)
-	-	-	-	-	-	-	1	-	-	-	-	-	-	F-105F (LOO)
8	1,081	1,022	5	54	135	439	13	2,260	2,014	6	240	174	866	F-105F (PAF)
-	-	-	-	-	-	-	-	-	-	-	-	-	-	F-100F (PAF)
2	618	62	-	556	309	229	1	498	30	-	468	498	193	C/AC/VC-47A/B/D (PAF)
2	219	36	-	183	110	358	2	182	-	18	164	91	371	HH-43B (MTO)
														NAKHON PHANOM APT
69	16,695	11,808	4,184	703	242	9,515	55	12,971	10,051	2,139	781	236	5,932	TOTAL
-	-	-	-	-	-	-	-	-	-	-	-	-	-	C-123B (PAF)
6	1,087	366	659	62	181	581	5	1,302	659	572	71	260	556	C/UC-123B (PAF)
-	158	17	29	112	-	97	1	173	18	7	148	173	124	C/AC/VC-47A/B/D (PAF)
12	2,086	1,534	425	127	174	1,044	8	1,813	1,507	191	115	227	925	T-28A/B/D (PAF)
-	-	-	-	-	-	-	1	-	-	-	-	-	-	A-26A (LOO)
10	1,918	1,872	-	46	192	633	7	1,614	1,462	58	94	231	500	A-26A (PAF)
-	87	83	-	4	-	30	-	-	-	-	-	-	-	A-26A (TAO)
-	-	-	-	-	-	-	5	784	127	421	236	157	590	U-10A/B/D (PAF)
-	49	-	-	49	-	30	-	-	-	-	-	-	-	U-10D (PAF)

DOWNGRADED TO:
UNCLASSIFIED AFTER 1 YEAR

[redacted]

TABLE II — SOUTHEAST ASIA OPERATIONAL DATA BY MISSION,

MISSION, DESIGN, SERIES, WITHIN BASES	AVERAGE AIRCRAFT ON HAND	1 JULY 1966 THROUGH 30 SEPTEMBER 1966						1 OCTOBER 1966 THROUGH 31 DECEMBER 1966						
		FLYING HOURS				Utilization Rate	Sorties Flown	AVERAGE AIRCRAFT ON HAND	FLYING HOURS				Utilization Rate	Sorties Flown
		Total	Combat	Combat Support	Other				Total	Combat	Combat Support	Other		
														OPERATING
NAKHON PHANOM APT (Continued)														
U-6A (PAF)	12	1,374	-	562	812	115	903	16	2,815	304	2,303	208	176	2,283
UH-1F (PAF)	11	1,718	13	1,420	285	156	4,012	14	2,879	17	2,680	182	206	6,105
T/UH-1F (PAF)	-	-	-	-	-	-	-	-	-	-	-	-	-	-
O-1E/F/G (PAF)	20	3,637	3,579	-	58	182	1,543	20	6,771	6,452	239	80	339	2,535
NHA TRANG APT														
TOTAL	85	23,379	20,639	-	2,740	275	16,945	103	30,925	30,639	-	286	300	19,790
C/WC-130E (PAF)	-	-	-	-	-	-	-	2	1,149	1,149	-	-	575	1,441
C-123B (PAF)	13	4,079	3,535	-	544	314	5,684	-	-	-	-	-	-	-
C/UC-123B (PAF)	-	-	-	-	-	-	-	15	3,644	3,555	-	89	243	4,453
HC-47A (PAF)	3	769	681	-	88	256	461	3	555	524	-	31	185	312
RC-47N/P (PAF)	-	-	-	-	-	-	-	5	1,818	1,802	-	16	364	395
C/AC/VC-47A/B/D (PAF)	8	1,571	1,412	-	159	196	655	8	1,748	1,722	-	26	219	780
HH-43B (MTO)	-	-	-	-	-	-	-	-	-	-	-	-	-	-
HH-43F (MTO)	-	47	46	-	1	-	70	2	157	154	-	3	79	257
U-10A/B (PAF)	17	4,791	4,200	-	591	282	3,586	15	4,296	4,269	-	27	286	3,378
CH-3B/C (PAF)	-	-	-	-	-	-	-	-	-	-	-	-	-	-
O-2A/B (PAF)	-	-	-	-	-	-	-	-	-	-	-	-	-	-
A-1E/G (PAF)	-	13	13	-	-	-	8	-	-	-	-	-	-	-
T/UH-1F (PAF)	-	-	-	-	-	-	-	-	-	-	-	-	-	-
O-1E/F/G (LOO)	-	-	-	-	-	-	-	-	-	-	-	-	-	-
O-1E/F/G (PAF)	44	12,109	10,752	-	1,357	275	6,481	53	17,558	17,464	-	94	331	8,774

[redacted]

DOWNGRADED TO:
UNCLASSIFIED AFTER 1 YEAR

DESIGN, SERIES WITHIN BASES — QUARTERLY — FY 1967 (CONTINUED)

1 JANUARY 1967 THROUGH 31 MARCH 1967							1 APRIL 1967 THROUGH 30 JUNE 1967							MISSION, DESIGN, SERIES, WITHIN BASES
AVERAGE AIRCRAFT ON HAND	FLYING HOURS				Utilization Rate	Sorties Flown	AVERAGE AIRCRAFT ON HAND	FLYING HOURS				Utilization Rate	Sorties Flown	
	Total	Combat	Combat Support	Other				Total	Combat	Combat Support	Other			
BASES (Continued)														
														NAKHON PHANOM APT (Continued)
14	2,224	26	2,048	150	159	1,921	9	1,022	228	767	27	114	903	U-6A (PAF)
-	-	-	-	-	-	-	-	-	-	-	-	-	-	UH-1F (PAF)
5	989	1	944	44	198	2,261	-	-	-	-	-	-	-	T/UH-1F (PAF)
22	8,097	7,909	79	109	368	2,918	19	6,263	6,050	123	90	330	2,334	O-1E/F/G (PAF)
														NHA TRANG APT
122	38,705	37,678	125	902	317	20,224	114	41,337	40,927	8	402	363	21,274	TOTAL
9	4,027	3,985	6	36	447	4,635	6	2,693	2,661	-	32	449	2,797	C/WC-130E (PAF)
-	-	-	-	-	-	-	-	-	-	-	-	-	-	C-123B (PAF)
11	3,180	3,151	-	29	289	1,102	12	4,139	4,118	-	21	345	2,705	C/UC-123B (PAF)
3	520	498	-	22	173	214	2	363	332	-	31	182	149	HC-47A (PAF)
10	4,448	4,060	7	381	445	825	16	7,296	7,086	-	210	456	1,346	RC-47N/P (PAF)
14	3,229	2,824	11	394	231	1,054	10	2,919	2,896	-	23	292	821	C/AC/VC-47A/B/D (PAF)
-	-	-	-	-	-	-	-	4	4	-	-	-	12	HH-43B (MTO)
2	172	168	-	4	86	201	2	195	190	-	5	98	216	HH-43F (MTO)
13	3,114	3,091	-	23	240	1,789	4	1,332	1,328	-	4	333	586	U-10A/B (PAF)
-	-	-	-	-	-	-	-	5	5	-	-	-	3	CH-3B/C (PAF)
-	-	-	-	-	-	-	1	159	157	-	2	159	111	O-2A/B (PAF)
-	-	-	-	-	-	-	-	-	-	-	-	-	-	A-1E/G (PAF)
8	720	606	101	13	90	500	14	1,565	1,483	8	74	112	1,423	T/UH-1F (PAF)
3	-	-	-	-	-	-	3	-	-	-	-	-	-	O-1E/F/G (LOO)
49	19,295	19,295	-	-	394	9,904	44	20,667	20,667	-	-	470	11,105	O-1E/F/G (PAF)

[redacted]

DOWNGRADED TO:
UNCLASSIFIED AFTER 1 YEAR

[redacted]

TABLE II – SOUTHEAST ASIA OPERATIONAL DATA BY MISSION,

MISSION, DESIGN, SERIES, WITHIN BASES	AVERAGE AIRCRAFT ON HAND	1 JULY 1966 THROUGH 30 SEPTEMBER 1966						1 OCTOBER 1966 THROUGH 31 DECEMBER 1966						
		FLYING HOURS				Utilization Rate	Sorties Flown	AVERAGE AIRCRAFT ON HAND	FLYING HOURS				Utilization Rate	Sorties Flown
		Total	Combat	Combat Support	Other				Total	Combat	Combat Support	Other		
														OPERATING
PHAN RANG AB TOTAL	71	12,296	10,629	-	1,667	173	7,601	86	13,680	13,478	15	187	159	8,709
F-100D (PAF)	43	7,554	6,123	-	1,431	176	4,302	59	8,896	8,771	-	125	151	5,875
F-100F (PAF)	5	827	673	-	154	165	473	7	981	964	-	17	140	641
B/RB-57C (PAF)	-	-	-	-	-	-	-	-	-	-	-	-	-	-
B/EB/RB-57B (PAF)	-	-	-	-	-	-	-	15	3,171	3,143	-	28	211	1,574
C/AC/VC-47A/B/D (PAF)	1	372	372	-	-	372	372	1	264	263	-	1	264	253
HH-43B (MTO)	2	200	195	-	5	100	313	2	175	153	15	7	88	251
F-4C (PAF)	20	3,343	3,266	-	77	167	2,141	2	193	184	-	9	97	115
PHU CAT AB TOTAL	-	-	-	-	-	-	-	-	-	-	-	-	-	-
F-100D (PAF)	-	-	-	-	-	-	-	-	-	-	-	-	-	-
F-100F (PAF)	-	-	-	-	-	-	-	-	-	-	-	-	-	-
C/AC/VC-47A/B/D (PAF)	-	-	-	-	-	-	-	-	-	-	-	-	-	-
HH-43B (MTO)	-	-	-	-	-	-	-	-	-	-	-	-	-	-
C-7A (PAF)	-	-	-	-	-	-	-	-	-	-	-	-	-	-
PLEIKU APT TOTAL	25	5,596	5,583	1	12	224	2,301	27	6,164	6,157	-	7	228	2,350
HC-47A (PAF)	-	-	-	-	-	-	-	-	-	-	-	-	-	-
RC-47N/P (PAF)	-	-	-	-	-	-	-	1	307	307	-	-	307	62
C/AC/VC-47A/B/D (PAF)	6	1,438	1,438	-	-	240	471	6	1,558	1,558	-	-	260	458
HH-43B (MTO)	-	-	-	-	-	-	-	-	-	-	-	-	-	-
HH-43F (MTO)	2	184	175	1	8	92	253	1	116	113	-	3	116	115
U-10A/B (PAF)	-	-	-	-	-	-	-	-	-	-	-	-	-	-

[redacted]

DOWNGRADED TO:
UNCLASSIFIED AFTER 1 YEAR

DESIGN, SERIES WITHIN BASES — QUARTERLY — FY 1967 (CONTINUED)

1 JANUARY 1967 THROUGH 31 MARCH 1967							1 APRIL 1967 THROUGH 30 JUNE 1967							MISSION, DESIGN, SERIES, WITHIN BASES
AVERAGE AIRCRAFT ON HAND	FLYING HOURS				Utilization Rate	Sorties Flown	AVERAGE AIRCRAFT ON HAND	FLYING HOURS				Utilization Rate	Sorties Flown	
	Total	Combat	Combat Support	Other				Total	Combat	Combat Support	Other			
BASES (Continued)														
														PHAN RANG AB
96	17,235	16,883	-	352	180	11,065	89	18,034	17,525	21	488	203	11,156	TOTAL
65	11,030	10,778	-	252	170	7,232	60	10,790	10,518	10	262	180	7,134	F-100D (PAF)
7	1,234	1,222	-	12	176	804	7	1,182	1,124	1	57	169	792	F-100F (PAF)
-	-	-	-	-	-	-	-	56	56	-	-	-	27	B/RB-57C (PAF)
20	4,393	4,312	-	81	220	2,143	18	5,441	5,288	9	144	302	2,448	B/EB/RB-57B (PAF)
2	387	387	-	-	194	512	2	400	386	1	13	200	400	C/AC/VC-47A/B/D (PAF)
2	191	184	-	7	96	374	2	165	153	-	12	83	355	HH-43B (MTO)
-	-	-	-	-	-	-	-	-	-	-	-	-	-	F-4C (PAF)
														PHU CAT AB
28	6,646	5,779	-	867	237	11,821	40	9,373	9,155	25	193	234	15,336	TOTAL
-	-	-	-	-	-	-	9	1,188	1,160	10	18	132	863	F-100D (PAF)
-	-	-	-	-	-	-	1	120	113	7	-	120	71	F-100F (PAF)
-	-	-	-	-	-	-	2	425	420	-	5	213	266	C/AC/VC-47A/B/D (PAF)
-	-	-	-	-	-	-	-	28	27	1	-	-	52	HH-43B (MTO)
28	6,646	5,779	-	867	237	11,821	28	7,612	7,435	7	170	272	14,084	C-7A (PAF)
														PLEIKU APT
37	10,782	10,537	216	29	291	3,558	40	13,043	13,024	1	18	326	4,696	TOTAL
-	40	39	-	1	-	28	-	244	244	-	-	-	103	HC-47A (PAF)
9	4,028	3,806	216	6	448	728	12	5,324	5,324	-	-	444	979	RC-47N/P (PAF)
7	1,725	1,724	-	1	246	589	6	2,145	2,143	-	2	358	863	C/AC/VC-47A/B/D (PAF)
-	18	18	-	-	-	30	-	-	-	-	-	-	-	HH-43B (MTO)
1	164	158	-	6	164	167	2	195	191	1	3	98	213	HH-43F (MTO)
-	162	162	-	-	-	151	2	613	613	-	-	307	500	U-10A/B (PAF)

DOWNGRADED TO:
UNCLASSIFIED AFTER 1 YEAR

[redacted]

TABLE II — SOUTHEAST ASIA OPERATIONAL DATA BY MISSION,

MISSION, DESIGN, SERIES, WITHIN BASES	AVERAGE AIRCRAFT ON HAND	1 JULY 1966 THROUGH 30 SEPTEMBER 1966						1 OCTOBER 1966 THROUGH 31 DECEMBER 1966						
		FLYING HOURS				Utilization Rate	Sorties Flown	AVERAGE AIRCRAFT ON HAND	FLYING HOURS				Utilization Rate	Sorties Flown
		Total	Combat	Combat Support	Other				Total	Combat	Combat Support	Other		
														OPERATING
PLEIKU APT (Continued)														
O-2A/B (PAF)	-	-	-	-	-	-	-	-	-	-	-	-	-	-
A-1E (PAF)	12	3,251	3,249	-	2	271	1,296	-	-	-	-	-	-	-
A-1G (PAF)	3	205	203	-	2	68	89	-	-	-	-	-	-	-
A-1E/G (PAF)	-	-	-	-	-	-	-	19	4,183	4,179	-	4	220	1,715
O-1E/F/G (PAF)	2	518	518	-	-	259	192	-	-	-	-	-	-	-
TAKHLI AB TOTAL	70	17,031	15,601	153	1,277	243	7,112	90	16,680	14,798	121	1,761	185	7,007
F-105D (LOO)	1	-	-	-	-	-	-	4	-	-	-	-	-	-
F-105D (PAF)	52	11,244	10,791	118	335	216	4,550	56	10,403	9,937	76	390	186	4,107
F-105F (PAF)	2	307	171	10	126	154	105	4	847	662	26	159	212	301
EB-66B (LOO)	-	-	-	-	-	-	-	-	-	-	-	-	-	-
EB-66B (PAF)	6	2,740	2,693	-	47	457	926	11	2,022	1,977	-	45	184	683
EB-66C (PAF)	4	1,990	1,939	1	50	498	647	10	2,406	2,222	2	182	241	794
C/AC/VC-47A/B/D (PAF)	2	480	7	24	449	240	375	2	636	-	17	619	318	529
HH-43B (MTO)	3	270	-	-	270	90	509	3	366	-	-	366	122	593
TAN SON NHUT AFD TOTAL	114	26,287	23,968	217	2,102	231	25,195	158	33,304	31,987	361	956	211	30,183
C/WC-130B (PAF)	-	-	-	-	-	-	-	20	1,698	1,698	-	-	85	2,140
C-123K (PAF)	-	-	-	-	-	-	-	-	-	-	-	-	-	-
C-123B (PAF)	27	7,564	7,389	-	175	280	13,820	-	-	-	-	-	-	-
UC-123B (PAF)	6	1,711	1,170	-	541	285	774	-	-	-	-	-	-	-
C/UC-123B (PAF)	-	-	-	-	-	-	-	41	10,596	10,087	-	509	258	16,546
EC-121D/P/Q (ADO)	-	214	214	-	-	-	26	-	-	-	-	-	-	-

[redacted]

DOWNGRADED TO:
UNCLASSIFIED AFTER 1 YEAR

DESIGN, SERIES WITHIN BASES — QUARTERLY — FY 1967 (CONTINUED)

1 JANUARY 1967 THROUGH 31 MARCH 1967							1 APRIL 1967 THROUGH 30 JUNE 1967							MISSION, DESIGN, SERIES, WITHIN BASES
AVERAGE AIRCRAFT ON HAND	FLYING HOURS				Utilization Rate	Sorties Flown	AVERAGE AIRCRAFT ON HAND	FLYING HOURS				Utilization Rate	Sorties Flown	
	Total	Combat	Combat Support	Other				Total	Combat	Combat Support	Other			
BASES (Continued)														
														PLEIKU APT (Continued)
-	-	-	-	-	-	-	-	74	74	-	-	-	50	O-2A/B (PAF)
-	-	-	-	-	-	-	-	-	-	-	-	-	-	A-1E (PAF)
-	-	-	-	-	-	-	-	-	-	-	-	-	-	A-1G (PAF)
20	4,645	4,630	-	15	232	1,865	18	4,448	4,435	-	13	247	1,988	A-1E/G (PAF)
-	-	-	-	-	-	-	-	-	-	-	-	-	-	O-1E/F/G (PAF)
														TAKHLI AB
87	15,882	14,365	96	1,421	183	6,567	81	17,645	16,277	97	1,271	218	6,848	TOTAL
2	-	-	-	-	-	-	4	-	-	-	-	-	-	F-105D (LOO)
52	9,776	9,461	77	238	188	3,747	47	10,253	9,914	81	258	218	3,863	F-105D (PAF)
7	1,153	1,071	18	64	165	431	6	1,429	1,382	11	36	238	473	F-105F (PAF)
-	-	-	-	-	-	-	1	-	-	-	-	-	-	EB-66B (LOO)
12	1,994	1,945	1	48	166	702	9	2,594	2,485	5	104	288	815	EB-66B (PAF)
9	1,917	1,888	-	29	213	655	10	2,527	2,472	-	55	253	815	EB-66C (PAF)
2	733	-	-	733	367	587	2	614	24	-	590	307	556	C/AC/VC-47A/B/D (PAF)
3	309	-	-	309	103	445	2	228	-	-	228	114	326	HH-43B (MTO)
														TAN SON NHUT AFD
159	42,074	40,949	83	1,042	265	35,717	150	44,730	41,361	1,892	1,477	298	36,832	TOTAL
24	9,195	9,160	-	35	383	11,933	26	11,692	11,453	-	239	450	15,177	C/WC-130B (PAF)
-	-	-	-	-	-	-	6	2,034	1,360	-	674	339	2,267	C-123K (PAF)
-	-	-	-	-	-	-	-	-	-	-	-	-	-	C-123B (PAF)
-	-	-	-	-	-	-	-	-	-	-	-	-	-	UC-123B (PAF)
33	9,762	9,610	26	126	296	14,885	25	7,662	7,454	56	152	306	10,720	C/UC-123B (PAF)
1	540	540	-	-	540	53	-	-	-	-	-	-	-	EC-121D/P/Q (ADO)

DOWNGRADED TO
UNCLASSIFIED AFTER 1 YEAR

[redacted]

TABLE II — SOUTHEAST ASIA OPERATIONAL DATA BY MISSION,

MISSION, DESIGN, SERIES, WITHIN BASES	1 JULY 1966 THROUGH 30 SEPTEMBER 1966							1 OCTOBER 1966 THROUGH 31 DECEMBER 1966						
	AVERAGE AIRCRAFT ON HAND	FLYING HOURS				Utilization Rate	Sorties Flown	AVERAGE AIRCRAFT ON HAND	FLYING HOURS				Utilization Rate	Sorties Flown
		Total	Combat	Combat Support	Other				Total	Combat	Combat Support	Other		
														OPERATING
TAN SON NHUT AFB (Continued)														
C/VC-118A (PAF)	-	-	-	-	-	-	-	-	-	-	-	-	-	-
F-102A (PAF)	6	1,278	1,252	-	26	213	960	2	467	463	-	4	234	413
F/RF-101 A/C (LOO)	-	-	-	-	-	-	-	-	-	-	-	-	-	-
F/RF-101 A/C (PAF)	18	2,590	2,574	1	15	144	1,254	15	2,759	2,701	25	33	184	1,267
B/EB/RB-57E (PAF)	-	-	-	-	-	-	-	-	-	-	-	-	-	-
B/TB/RB-57E (PAF)	2	622	578	-	44	311	329	3	612	610	-	2	204	324
C/VC-54D/E/G/M (PAF)	1	230	211	-	19	230	86	1	294	196	-	98	294	106
RC-47N/P (PAF)	5	2,152	1,679	-	473	430	487	12	5,390	5,204	-	186	449	997
C/AC/VC-47A/B/D (PAF)	6	1,783	1,757	7	19	297	938	5	1,489	1,462	23	4	298	786
HH-43B (LOO)	-	-	-	-	-	-	-	1	-	-	-	-	-	-
HH-43B (MTO)	3	271	261	2	8	90	647	3	162	151	-	11	54	383
HH-43F (LOO)	1	-	-	-	-	-	-	-	-	-	-	-	-	-
T-39A/B (PAF)	7	1,824	1,609	168	47	261	1,587	7	2,193	1,922	254	17	313	1,903
T-28A/B/D (LOO)	1	-	-	-	-	-	-	-	-	-	-	-	-	-
RF-4C (PAF)	21	4,802	4,040	39	723	229	2,137	36	6,303	6,160	58	85	175	3,130
CH-3B/C (PAF)	3	521	509	-	12	174	1,202	4	583	576	1	6	146	1,121
U-3A/B (PAF)	4	725	725	-	-	181	948	4	758	757	-	1	190	1,067
A-1E (LOO)	3	-	-	-	-	-	-	4	-	-	-	-	-	-
UH-1F (PAF)	-	-	-	-	-	-	-	-	-	-	-	-	-	-

[redacted]

DOWNGRADED TO:
UNCLASSIFIED AFTER 1 YEAR

DESIGN, SERIES WITHIN BASES — QUARTERLY — FY 1967 (CONTINUED)

1 JANUARY 1967 THROUGH 31 MARCH 1967							1 APRIL 1967 THROUGH 30 JUNE 1967							MISSION, DESIGN, SERIES, WITHIN BASES
AVERAGE AIRCRAFT ON HAND	FLYING HOURS				Utilization Rate	Sorties Flown	AVERAGE AIRCRAFT ON HAND	FLYING HOURS				Utilization Rate	Sorties Flown	
	Total	Combat	Combat Support	Other				Total	Combat	Combat Support	Other			
BASES (Continued)														
														TAN SON NHUT AFB (Continued)
-	-	-	-	-	-	-	1	236	130	78	28	236	58	C/VC-118A (PAF)
-	-	-	-	-	-	-	-	-	-	-	-	-	-	F-102A (PAF)
-	-	-	-	-	-	-	1	-	-	-	-	-	-	F/RF-101 A/C (LOO)
15	3,223	3,128	-	95	215	1,371	14	2,880	2,776	-	104	206	1,254	F/RF-101 A/C (PAF)
-	-	-	-	-	-	-	3	755	724	-	31	252	304	B/EB/RB-57E (PAF)
3	637	629	3	5	212	284	-	-	-	-	-	-	-	B/TB/RB-57E (PAF)
1	294	192	-	102	294	79	1	309	105	160	44	309	69	C/VC-54D/E/G/M (PAF)
17	6,500	5,931	-	569	382	1,168	14	6,523	6,416	-	107	466	1,158	RC-47N/P (PAF)
4	1,338	1,320	-	18	335	386	5	1,688	1,319	358	11	338	495	C/AC/VC-47A/B/D (PAF)
-	-	-	-	-	-	-	-	-	-	-	-	-	-	HH-43B (LOO)
2	128	123	-	5	64	313	2	104	96	-	8	52	230	HH-43B (MTO)
-	-	-	-	-	-	-	-	-	-	-	-	-	-	HH-43F (LOO)
7	2,190	2,121	54	15	313	973	8	2,606	1,596	984	26	326	1,025	T-39A/B (PAF)
-	-	-	-	-	-	-	-	-	-	-	-	-	-	T-28A/B/D (LOO)
39	6,931	6,897	-	34	178	3,301	36	7,089	7,051	-	38	197	3,304	RF-4C (PAF)
4	488	481	-	7	122	465	3	401	391	-	10	134	340	CH-3B/C (PAF)
4	738	734	-	4	185	404	4	751	490	256	5	188	431	U-3A/B (PAF)
4	-	-	-	-	-	-	1	-	-	-	-	-	-	A-1E (LOO)
1	110	83	-	27	110	102	-	-	-	-	-	-	-	UH-1F (PAF)

DOWNGRADED TO:
UNCLASSIFIED AFTER 1 YEAR

[redacted]

TABLE II — SOUTHEAST ASIA OPERATIONAL DATA BY MISSION.

MISSION, DESIGN, SERIES, WITHIN BASES	1 JULY 1966 THROUGH 30 SEPTEMBER 1966							1 OCTOBER 1966 THROUGH 31 DECEMBER 1966						
	AVERAGE AIRCRAFT ON HAND	FLYING HOURS				Utilization Rate	Sorties Flown	AVERAGE AIRCRAFT ON HAND	FLYING HOURS				Utilization Rate	Sorties Flown
		Total	Combat	Combat Support	Other				Total	Combat	Combat Support	Other		
														OPERATING
TUY HOA AB TOTAL	-	-	-	-	-	-	-	17	1,194	1,120	74	-	70	778
HC-130H (MTO)	-	-	-	-	-	-	-	-	-	-	-	-	-	-
F-100D (PAF)	-	-	-	-	-	-	-	15	1,068	1,008	60	-	71	685
F-100F (PAF)	-	-	-	-	-	-	-	2	107	93	14	-	54	66
C/AC/VC-47A/B/D (PAF)	-	-	-	-	-	-	-	-	12	12	-	-	-	6
HH-43B (MTO)	-	-	-	-	-	-	-	-	7	7	-	-	-	21
UBON AFD TOTAL	51	7,621	6,579	52	990	149	4,809	57	8,496	7,253	3	1,240	149	4,571
C-130A (PAF)	-	-	-	-	-	-	-	5	503	381	-	122	101	85
EC-121D/P/Q (PAF)	-	-	-	-	-	-	-	-	-	-	-	-	-	-
C/AC/VC-47A/B/D (PAF)	2	494	123	45	326	247	318	2	295	41	-	254	148	213
HH-43B (MTO)	2	278	-	-	278	139	541	2	262	40	-	222	131	572
F-4C (PAF)	47	6,849	6,456	7	386	146	3,950	48	7,436	6,791	3	642	155	3,701
F-4D (PAF)	-	-	-	-	-	-	-	-	-	-	-	-	-	-
UDORN AFD TOTAL	131	20,970	16,608	147	4,215	160	13,340	132	20,672	16,982	349	3,341	157	11,707
HC-130H (MTO)	5	1,813	1,731	-	82	363	277	-	-	-	-	-	-	-
HC-130H/P (MTO)	-	-	-	-	-	-	-	4	1,499	1,285	-	214	375	264
F-105D (LOO)	2	-	-	-	-	-	-	-	-	-	-	-	-	-
F-105D (PAF)	1	-	-	-	-	-	-	-	-	-	-	-	-	-
F-105F (LOO)	-	-	-	-	-	-	-	1	-	-	-	-	-	-
F-104C (LOO)	-	-	-	-	-	-	-	2	-	-	-	-	-	-
F-104C (PAF)	15	2,113	2,079	-	34	141	1,301	17	3,175	3,123	1	51	187	1,592

[redacted]

DOWNGRADED TO:
UNCLASSIFIED AFTER 1 YEAR

[redacted]

DESIGN, SERIES WITHIN BASES — QUARTERLY — FY 1967 (CONTINUED)

1 JANUARY 1967 THROUGH 31 MARCH 1967							1 APRIL 1967 THROUGH 30 JUNE 1967							MISSION, DESIGN, SERIES, WITHIN BASES
AVERAGE AIRCRAFT ON HAND	FLYING HOURS				Utilization Rate	Sorties Flown	AVERAGE AIRCRAFT ON HAND	FLYING HOURS				Utilization Rate	Sorties Flown	
	Total	Combat	Combat Support	Other				Total	Combat	Combat Support	Other			
BASES (Continued)														
60	7,996	7,926	24	46	133	5,515	53	9,264	9,107	51	106	175	6,411	TUY HOA AB TOTAL
-	-	-	-	-	-	-	1	388	323	-	65	388	63	HC-130H (MTO)
52	7,148	7,087	19	42	137	4,710	45	7,847	7,776	42	29	174	5,464	F-100D (PAF)
5	508	503	5	-	102	345	4	583	574	9	-	146	423	F-100F (PAF)
1	208	208	-	-	208	170	1	270	270	-	-	270	214	C/AC/VC-47A/B/D (PAF)
2	132	128	-	4	66	290	2	176	164	-	12	88	247	HH-43B (MTO)
58	11,312	9,780	32	1,500	195	5,986	67	13,030	11,716	25	1,289	194	5,657	UBON AFD TOTAL
6	3,622	3,008	-	614	604	862	6	2,842	2,509	-	333	474	550	C-103A (PAF)
-	-	-	-	-	-	-	2	1,223	1,223	-	-	612	127	EC-121D/P/Q (PAF)
2	418	57	-	361	209	295	2	470	95	-	375	235	318	C/AC/VC-47A/B/D (PAF)
2	309	49	-	260	155	460	2	300	5	-	295	150	396	HH-43B (MTO)
48	6,963	6,666	32	265	145	4,369	49	7,165	6,897	24	244	146	3,749	F-4C (PAF)
-	-	-	-	-	-	-	6	1,030	987	1	42	172	517	F-4D (PAF)
108	19,899	16,953	105	2,841	184	9,444	103	19,992	17,343	203	2,446	194	9,358	UDORN AFD TOTAL
-	-	-	-	-	-	-	7	2,392	1,790	-	602	342	469	HC-130H (MTO)
7	1,574	1,195	-	379	225	319	-	-	-	-	-	-	-	HC-130H/P (MTO)
1	-	-	-	-	-	-	1	-	-	-	-	-	-	F-105D (LOO)
-	-	-	-	-	-	-	-	-	-	-	-	-	-	F-105D (PAF)
-	-	-	-	-	-	-	1	-	-	-	-	-	-	F-105F (LOO)
1	-	-	-	-	-	-	3	-	-	-	-	-	-	F-104C (LOO)
17	3,485	3,388	-	97	205	926	14	3,630	3,582	11	37	259	920	F-104C (PAF)

DOWNGRADED TO:
UNCLASSIFIED AFTER 1 YEAR

[redacted]

[redacted]

TABLE II — SOUTHEAST ASIA OPERATIONAL DATA BY MISSION,

MISSION, DESIGN, SERIES, WITHIN BASES	1 JULY 1966 THROUGH 30 SEPTEMBER 1966							1 OCTOBER 1966 THROUGH 31 DECEMBER 1966						
	AVERAGE AIRCRAFT ON HAND	FLYING HOURS				Utilization Rate	Sorties Flown	AVERAGE AIRCRAFT ON HAND	FLYING HOURS				Utilization Rate	Sorties Flown
		Total	Combat	Combat Support	Other				Total	Combat	Combat Support	Other		
														OPERATING
UDORN AFD (Continued)														
F-102A (LOO)	-	-	-	-	-	-	-	-	-	-	-	-	-	-
F-102A (PAF)	6	1,196	756	-	440	199	863	6	1,351	627	-	724	225	979
TF-102A (PAF)	-	-	-	-	-	-	-	-	-	-	-	-	-	-
F/RF-101 A/C (LOO)	-	-	-	-	-	-	-	2	-	-	-	-	-	-
F/RF-101 A/C (PAF)	16	2,315	2,237	56	22	145	1,439	16	1,812	1,615	142	55	113	1,246
C/VC-54D/E/G/M (PAF)	-	-	-	-	-	-	-	-	-	-	-	-	-	-
RC-47N/P (PAF)	-	-	-	-	-	-	-	-	199	192	-	7	-	57
C/AC/VC-47A/B/D (PAF)	5	1,164	715	-	449	233	488	5	1,071	757	-	314	214	286
HH-43B (MTO)	2	136	-	4	132	68	331	2	204	4	-	200	102	339
T-28A/B/D (PAF)	38	4,651	2,621	-	2,030	122	3,983	25	2,060	1,176	1	883	82	1,739
U-10A/B (TAO)	-	21	-	-	21	-	9	-	-	-	-	-	-	-
F-4C (PAF)	2	376	367	-	9	188	143	-	-	-	-	-	-	-
RF-4C (PAF)	7	1,108	864	21	223	158	559	18	2,155	2,049	81	25	120	1,454
CH-3B/C (LOO)	-	-	-	-	-	-	-	-	-	-	-	-	-	-
CH-3B/C (PAF)	9	948	260	9	679	105	1,620	9	1,236	449	93	694	137	1,160
H/CH-3E (MTO)	10	1,167	1,024	57	86	117	951	8	992	886	4	102	124	815
A-1E (LOO)	-	-	-	-	-	-	-	6	1,535	1,518	7	10	256	554
A-1E (PAF)	13	3,962	3,954	-	8	305	1,376	11	3,383	3,301	20	62	308	1,222
U TAPAO AFD TOTAL	-	-	-	-	-	-	-	-	130	-	-	130	-	129
EC-135A (SAO)	-	-	-	-	-	-	-	-	-	-	-	-	-	-
KC-135A (SAO)	-	-	-	-	-	-	-	-	-	-	-	-	-	-

[redacted]

DOWNGRADED TO:
UNCLASSIFIED AFTER 1 YEAR

DESIGN, SERIES WITHIN BASES — QUARTERLY — FY 1967 (CONTINUED)

1 JANUARY 1967 THROUGH 31 MARCH 1967							1 APRIL 1967 THROUGH 30 JUNE 1967							MISSION, DESIGN, SERIES, WITHIN BASES
AVERAGE AIRCRAFT ON HAND	FLYING HOURS				Utilization Rate	Sorties Flown	AVERAGE AIRCRAFT ON HAND	FLYING HOURS				Utilization Rate	Sorties Flown	
	Total	Combat	Combat Support	Other				Total	Combat	Combat Support	Other			
BASES (Continued)														
														UDORN AFD (Continued)
-	-	-	-	-	-	-	-	2	-	-	2	-	1	F-102A (LOO)
6	1,298	639	-	659	216	944	6	1,070	712	-	358	178	757	F-102A (PAF)
-	16	8	-	8	-	13	-	-	-	-	-	-	-	TF-102A (PAF)
-	-	-	-	-	-	-	2	-	-	-	-	-	-	F/RF-101 A/C (LOO)
15	2,266	2,121	50	95	151	1,412	11	1,700	1,568	21	111	155	1,139	F/RF-101 A/C (PAF)
-	123	18	-	105	-	61	1	134	21	-	113	134	84	C/VC-54D/E/G/M (PAF)
-	-	-	-	-	-	-	-	-	-	-	-	-	-	RC-47N/P (PAF)
5	1,743	1,315	-	428	349	446	4	1,719	1,277	-	442	430	499	C/AC/VC-47A/B/D (PAF)
2	182	-	-	182	91	264	2	205	-	-	205	103	377	HH-43B (MTO)
-	-	-	-	-	-	-	-	-	-	-	-	-	-	T-28A/B/D (PAF)
-	-	-	-	-	-	-	-	-	-	-	-	-	-	U-10A/B (TAO)
-	-	-	-	-	-	-	-	-	-	-	-	-	-	F-4C (PAF)
24	3,079	2,984	27	68	128	1,939	22	2,937	2,910	25	2	134	1,965	RF-4C (PAF)
-	-	-	-	-	-	-	1	-	-	-	-	-	-	CH-3B/C (LOO)
8	1,428	700	27	701	179	1,105	8	1,572	1,073	125	374	197	1,227	CH-3B/C (PAF)
7	766	683	-	83	109	633	6	882	726	-	156	147	656	H/CH-3E (MTO)
-	-	-	-	-	-	-	-	-	-	-	-	-	-	A-1E (LOO)
15	3,939	3,902	1	36	263	1,382	14	3,749	3,684	21	44	268	1,264	A-1E (PAF)
														U TAPAO AFD
10	1,758	1,458	-	300	176	540	30	12,611	11,814	-	797	420	2,634	TOTAL
-	-	-	-	-	-	-	-	658	624	-	34	-	62	EC-135A (SAO)
9	1,517	1,442	-	75	169	324	25	10,313	9,779	-	534	413	2,126	KC-135A (SAO)

DOWNGRADED TO:
UNCLASSIFIED AFTER 1 YEAR

[redacted]

TABLE II — SOUTHEAST ASIA OPERATIONAL DATA BY MISSION,

MISSION, DESIGN, SERIES, WITHIN BASES	1 JULY 1966 THROUGH 30 SEPTEMBER 1966							1 OCTOBER 1966 THROUGH 31 DECEMBER 1966						
	AVERAGE AIRCRAFT ON HAND	FLYING HOURS				Utilization Rate	Sorties Flown	AVERAGE AIRCRAFT ON HAND	FLYING HOURS				Utilization Rate	Sorties Flown
		Total	Combat	Combat Support	Other				Total	Combat	Combat Support	Other		
OPERATING														
U TAPAO AFD (Continued)														
B-52D (SAO)	-	-	-	-	-	-	-	-	-	-	-	-	-	-
C/AC/VC-47A/B/D (PAF)	-	-	-	-	-	-	-	-	-	-	-	-	-	-
VUNG TAU AFD TOTAL	-	-	-	-	-	-	-	-	-	-	-	-	-	-
C-7A (LOO)	-	-	-	-	-	-	-	-	-	-	-	-	-	-
C-7A (PAF)	-	-	-	-	-	-	-	-	-	-	-	-	-	-
SUPPORTING														
ANDERSEN AFB TOTAL	43	17,294	16,700	4	590	402	1,436	54	25,174	23,617	-	1,557	466	2,314
C-130A (MTO)	-	-	-	-	-	-	-	-	-	-	-	-	-	-
HC-130H (MTO)	1	192	27	4	161	192	33	-	-	-	-	-	-	-
HC-130H/P (MTO)	-	-	-	-	-	-	-	-	-	-	-	-	-	-
C/WC-130E (MTO)	-	-	-	-	-	-	-	-	-	-	-	-	-	-
C-97C/D/F G/K (SAO)	-	-	-	-	-	-	-	3	643	14	-	629	214	110
C-97D/F/G/K (SAO)	-	-	-	-	-	-	-	-	-	-	-	-	-	-
C-97D/E/F G/K (SAO)	-	-	-	-	-	-	-	-	-	-	-	-	-	-
B-52D (SAO)	40	16,764	16,487	-	277	419	1,336	49	24,243	23,465	-	778	495	2,135
RB/EB-47H (SAO)	2	338	186	-	152	169	67	2	288	138	-	150	144	69

[redacted]

DOWNGRADED TO:
UNCLASSIFIED AFTER 1 YEAR

[redacted]

DESIGN, SERIES WITHIN BASES — QUARTERLY — FY 1967 (Continued)

1 JANUARY 1967 THROUGH 31 MARCH 1967							1 APRIL 1967 THROUGH 30 JUNE 1967							MISSION, DESIGN, SERIES, WITHIN BASES
AVERAGE AIRCRAFT ON HAND	FLYING HOURS				Utilization Rate	Sorties Flown	AVERAGE AIRCRAFT ON HAND	FLYING HOURS				Utilization Rate	Sorties Flown	
	Total	Combat	Combat Support	Other				Total	Combat	Combat Support	Other			
BASES (Continued)														
														U TAPAO AFD (Continued)
-	-	-	-	-	-	-	4	1,408	1,406	-	2	352	275	B-52D (SAO)
1	241	16	-	225	241	216	1	232	5	-	227	232	171	C/AC/VC-47A/B/D (PAF)
														VUNG TAU AFD
29	8,138	6,805	1,096	237	281	14,387	28	9,051	8,935	-	116	323	15,745	TOTAL
-	-	-	-	-	-	-	1	-	-	-	-	-	-	C-7A (LOO)
29	8,138	6,805	1,096	237	281	14,387	27	9,051	8,935	-	116	335	15,745	C-7A (PAF)
BASES														
														ANDERSEN AFB
70	31,565	29,072	-	2,493	451	2,951	70	24,220	21,238	68	2,914	346	2,363	TOTAL
-	-	-	-	-	-	-	1	111	77	-	34	111	23	C-130A (MTO)
-	-	-	-	-	-	-	-	-	-	-	-	-	-	HC-130H (MTO)
1	245	5	-	240	245	66	-	-	-	-	-	-	-	HC-130H/P (MTO)
1	276	92	-	184	276	43	4	1,407	115	56	1,236	352	208	C/WC-130E (MTO)
-	-	-	-	-	-	-	-	-	-	-	-	-	-	C-97C/D/F G/K (SAO)
4	508	24	-	484	127	93	-	-	-	-	-	-	-	C-97D/F/G/K (SAO)
-	-	-	-	-	-	-	3	554	57	12	485	185	99	C-97D/E/F G/K (SAO)
64	30,511	28,926	-	1,585	477	2,745	62	22,148	20,989	-	1,159	357	2,033	B-52D (SAO)
-	25	25	-	-	-	4	-	-	-	-	-	-	-	RB/EB-47H (SAO)

[redacted]

DOWNGRADED TO:
UNCLASSIFIED AFTER 1 YEAR

[redacted]

TABLE II — SOUTHEAST ASIA OPERATIONAL DATA BY MISSION.

MISSION, DESIGN, SERIES, WITHIN BASES	AVERAGE AIRCRAFT ON HAND	1 JULY 1966 THROUGH 30 SEPTEMBER 1966						1 OCTOBER 1966 THROUGH 31 DECEMBER 1966						
		FLYING HOURS				Utilization Rate	Sorties Flown	AVERAGE AIRCRAFT ON HAND	FLYING HOURS				Utilization Rate	Sorties Flown
		Total	Combat	Combat Support	Other				Total	Combat	Combat Support	Other		
														SUPPORTING
CHING CHUAN KANG AB														
TOTAL	-	-	-	-	-	-	-	28	12,632	4,249	-	8,383	451	6,165
C-130A (PAF)	-	-	-	-	-	-	-	-	-	-	-	-	-	-
C/WC-130E (PAF)	-	-	-	-	-	-	-	28	12,632	4,249	-	8,383	451	6,165
CLARK AB														
TOTAL	99	15,293	4,236	1,799	9,258	154	9,636	95	14,879	4,740	1,489	8,650	157	9,936
C/VC-140 A/B (CSO)	3	633	37	375	221	211	287	3	684	-	489	195	228	318
C/WC-130B (PAF)	25	6,081	3,788	-	2,293	243	5,215	15	6,197	4,203	-	1,994	413	5,504
C/VC-118A (PAF)	3	958	-	338	620	319	401	1	304	-	100	204	304	160
F-102A (PAF)	30	1,353	96	-	1,257	45	1,035	29	1,721	185	-	1,536	59	1,220
F-100D (PAF)	-	-	-	-	-	-	-	4	287	12	-	275	72	193
F-100F (PAF)	-	-	-	-	-	-	-	1	83	5	-	78	83	52
C-97D/E/F/G/K (PAF)	-	-	-	-	-	-	-	-	-	-	-	-	-	-
KC-97G (PAF)	-	-	-	-	-	-	-	-	-	-	-	-	-	-
B/EB/RB-57B (PAF)	9	934	92	-	842	104	441	14	1,008	145	-	863	72	462
B/RB-57C (PAF)	6	608	57	2	549	101	318	5	446	47	-	399	89	211
B/TB/RB-57E (PAF)	6	636	47	-	589	106	329	5	304	22	-	282	61	148
B/EB/RB-57E (PAF)	-	-	-	-	-	-	-	-	-	-	-	-	-	-
C/VC-54D/E/G/M (PAF)	8	1,775	-	352	1,423	222	648	8	2,000	-	455	1,545	250	813
RB/EB-47H (SAO)	-	-	-	-	-	-	-	-	63	-	28	35	-	13
C/AC/VC-47A/B/D (PAF)	1	179	-	5	174	179	122	2	86	8	3	75	43	44
T-39A/B (PAF)	3	1,103	-	418	685	368	639	3	1,010	-	410	600	337	605

[redacted]

DOWNGRADED TO:
UNCLASSIFIED AFTER 1 YEAR

DESIGN, SERIES WITHIN BASES — QUARTERLY — FY 1967 (Continued)

1 JANUARY 1967 THROUGH 31 MARCH 1967							1 APRIL 1967 THROUGH 30 JUNE 1967							MISSION, DESIGN, SERIES, WITHIN BASES
AVERAGE AIRCRAFT ON HAND	FLYING HOURS				Utilization Rate	Sorties Flown	AVERAGE AIRCRAFT ON HAND	FLYING HOURS				Utilization Rate	Sorties Flown	
	Total	Combat	Combat Support	Other				Total	Combat	Combat Support	Other			
BASES (Continued)														
														CHING CHUAN KANG AB
36	15,786	3,259	12	12,515	439	6,218	31	13,387	2,780	12	10,595	432	5,463	TOTAL
-	-	-	-	-	-	-	-	20	12	-	8	-	16	C-103A (PAF)
36	15,786	3,259	12	12,515	439	6,218	31	13,367	2,768	12	10,587	431	5,447	C/WC-130E (PAF)
														CLARK AB
76	9,839	545	1,634	7,660	129	4,901	80	8,458	818	1,093	6,547	106	4,199	TOTAL
2	697	-	545	152	349	238	2	597	-	271	326	299	165	C/VC-140 A/B (CSO)
4	704	10	-	694	176	276	11	932	67	-	865	85	396	C/WC-130B (PAF)
1	359	-	121	238	359	163	1	299	11	112	176	299	143	C/VC-118A (PAF)
23	1,851	230	-	1,621	80	1,351	21	1,507	218	-	1,289	72	1,100	F-102A (PAF)
8	657	27	-	630	82	379	5	224	4	-	220	45	147	F-100D (PAF)
2	189	33	-	156	95	112	3	313	78	-	235	104	198	F-100F (PAF)
-	-	-	-	-	-	-	1	117	-	3	114	117	22	C-97D/E/F/G/K (PAF)
-	-	-	-	-	-	-	-	46	2	-	44	-	14	KC-97G (PAF)
14	1,039	161	-	878	74	496	15	801	222	-	579	53	417	B/EB/RB-57B (PAF)
3	323	28	-	295	108	165	5	389	38	-	351	78	213	B/RB-57C (PAF)
-	-	-	-	-	-	-	-	-	-	-	-	-	-	B/TB/RB-57E (PAF)
5	389	29	-	360	78	207	-	-	-	-	-	-	-	B/EB/RB-57E (PAF)
7	1,793	-	487	1,306	256	641	8	1,539	67	362	1,110	192	559	C/VC-54D/E/G/M (PAF)
-	-	-	-	-	-	-	-	-	-	-	-	-	-	RB/EB-47H (SAO)
-	163	-	7	156	-	134	1	152	5	14	133	152	118	C/AC/VC-47A/B/D (PAF)
3	901	-	327	574	300	554	2	799	66	264	469	400	489	T-39A/B (PAF)

DOWNGRADED TO:
UNCLASSIFIED AFTER 1 YEAR

[redacted]

TABLE II — SOUTHEAST ASIA OPERATIONAL DATA BY MISSION,

MISSION, DESIGN, SERIES, WITHIN BASES	1 JULY 1966 THROUGH 30 SEPTEMBER 1966							1 OCTOBER 1966 THROUGH 31 DECEMBER 1966						
	AVERAGE AIRCRAFT ON HAND	FLYING HOURS				Utilization Rate	Sorties Flown	AVERAGE AIRCRAFT ON HAND	FLYING HOURS				Utilization Rate	Sorties Flown
		Total	Combat	Combat Support	Other				Total	Combat	Combat Support	Other		
														SUPPORTING
CLARK AB (Continued)														
H/UH-19B (PAF)	-	-	-	-	-	-	-	-	86	-	4	82	-	51
HU-16B (MTO)	5	1,033	119	309	605	207	201	5	600	113	-	487	120	142
F-4C (PAF)	-	-	-	-	-	-	-	-	-	-	-	-	-	-
KADENA AB TOTAL	65	21,528	17,944	46	3,538	331	5,272	97	19,530	15,883	53	3,594	201	5,158
KC-135A (SAO)	28	18,776	17,808	34	934	671	3,860	62	17,197	15,825	-	1,372	277	3,752
F-105D (PAF)	28	1,607	12	12	1,583	57	945	29	1,559	2	12	1,545	54	1,066
F-105F (PAF)	-	-	-	-	-	-	-	3	165	4	-	161	55	104
F/RF-101 A/C (PAF)	8	752	60	-	692	94	348	3	265	12	41	212	88	118
C/VC-54D/E/G/M (PAF)	1	286	57	-	229	286	64	-	204	36	-	168	-	53
C/AC/VC-47A/B/D (PAF)	-	-	-	-	-	-	-	-	-	-	-	-	-	-
T-39A/B (PAF)	-	107	7	-	100	-	55	-	140	4	-	136	-	65
RF-4C (PAF)	-	-	-	-	-	-	-	-	-	-	-	-	-	-
MACTAN ISLE AFD TOTAL	23	7,001	4,100	-	2,901	304	6,111	17	7,303	4,386	-	2,917	430	5,931
C/WC-130B (PAF)	23	7,001	4,100	-	2,901	304	6,111	17	7,303	4,386	-	2,917	430	5,931
NAHA AB TOTAL	-	-	-	-	-	-	-	40	9,569	5,172	3	4,394	239	5,723
C-130A (PAF)	-	-	-	-	-	-	-	36	8,762	4,530	3	4,229	243	5,516
C/WC-130E (PAF)	-	-	-	-	-	-	-	-	-	-	-	-	-	-
HU-16B (MTO)	-	-	-	-	-	-	-	4	807	642	-	165	202	207

[redacted]

DOWNGRADED TO:
UNCLASSIFIED AFTER 1 YEAR

[redacted]

DESIGN, SERIES WITHIN BASES — QUARTERLY — FY 1967 (Continued)

1 JANUARY 1967 THROUGH 31 MARCH 1967							1 APRIL 1967 THROUGH 30 JUNE 1967							MISSION, DESIGN, SERIES, WITHIN BASES
AVERAGE AIRCRAFT ON HAND	FLYING HOURS				Utilization Rate	Sorties Flown	AVERAGE AIRCRAFT ON HAND	FLYING HOURS				Utilization Rate	Sorties Flown	
	Total	Combat	Combat Support	Other				Total	Combat	Combat Support	Other			
BASES (Continued)														
														CLARK AB (Continued)
-	-	-	-	-	-	-	-	-	-	-	-	-	-	H/UH-19B (PAF)
4	774	27	147	600	194	185	5	681	34	67	580	136	180	HU-16B (MTO)
-	-	-	-	-	-	-	-	62	6	-	56	-	38	F-4C (PAF)
														KADENA AB
55	15,730	13,706	2	2,022	286	3,597	45	10,118	8,565	-	1,553	225	2,152	TOTAL
54	15,223	13,665	-	1,558	282	3,411	44	9,871	8,503	-	1,368	224	2,072	KC-135A (SAO)
-	-	-	-	-	-	-	-	-	-	-	-	-	-	F-105D (PAF)
-	-	-	-	-	-	-	-	-	-	-	-	-	-	F-105F (PAF)
-	-	-	-	-	-	-	-	-	-	-	-	-	-	F/RF-101 A/C (PAF)
-	168	34	-	134	-	50	1	214	61	-	153	214	65	C/VC-54D/E/G/M (PAF)
-	-	-	-	-	-	-	-	33	1	-	32	-	15	C/AC/VC-47A/B/D (PAF)
-	113	7	-	106	-	53	-	-	-	-	-	-	-	T-39A/B (PAF)
1	226	-	2	224	226	83	-	-	-	-	-	-	-	RF-4C (PAF)
														MACTAN ISLE AFD
5	1,560	819	-	741	312	1,376	7	362	58	-	304	52	203	TOTAL
5	1,560	819	-	741	312	1,376	7	362	58	-	304	52	203	C/WC-130B (PAF)
														NAHA AB
57	4,570	609	-	3,961	80	1,592	47	6,146	1,937	4	4,205	131	2,399	TOTAL
51	3,818	218	-	3,600	75	1,335	37	4,973	1,032	4	3,937	134	2,087	C-130A (PAF)
-	-	-	-	-	-	-	-	28	15	-	13	-	18	C/WC-130E (PAF)
6	752	391	-	361	125	257	10	1,145	890	-	255	115	294	HU-16B (MTO)

[redacted]

DOWNGRADED TO:
UNCLASSIFIED AFTER 1 YEAR

[redacted]

TABLE II – SOUTHEAST ASIA OPERATIONAL DATA BY MISSION,

MISSION, DESIGN, SERIES, WITHIN BASES	1 JULY 1966 THROUGH 30 SEPTEMBER 1966							1 OCTOBER 1966 THROUGH 31 DECEMBER 1966						
	AVERAGE AIRCRAFT ON HAND	FLYING HOURS				Utilization Rate	Sorties Flown	AVERAGE AIRCRAFT ON HAND	FLYING HOURS				Utilization Rate	Sorties Flown
		Total	Combat	Combat Support	Other				Total	Combat	Combat Support	Other		
														SUPPORTING
TAINAN AB TOTAL	10	2,759	2,540	-	219	276	343	8	2,661	2,463	-	198	333	392
EC-121D/P/Q (ADO)	10	2,739	2,535	-	204	274	334	8	2,661	2,463	-	198	333	392
EC-121D/P/Q (PAF)	-	-	-	-	-	-	-	-	-	-	-	-	-	-
EC-121D/P/Q/R (ADO)	-	-	-	-	-	-	-	-	-	-	-	-	-	-
T-33A (PAF)	-	20	5	-	15	-	9	-	-	-	-	-	-	-

NOTE: Explanation of Command Abbreviations

ADO - Air Defense Command (Overseas)
CSO - Air Force Communications Service (Overseas)
LOO - Air Force Logistics Command (Overseas)
MTO - Military Airlift Command (Overseas)
PAF - Pacific Air Forces (Overseas)
SAO - Strategic Air Command (Overseas)
TAO - Tactical Air Command (Overseas)

Data Source: RCS: 1-HAF-A1, IAW AFM 65-110

Source: Data Applications Division, Data Services Center, Comptroller of the Air Force

[redacted]

DOWNGRADED TO:
UNCLASSIFIED AFTER 1 YEAR

DESIGN, SERIES WITHIN BASES — QUARTERLY — FY 1967 (CONTINUED)

1 JANUARY 1967 THROUGH 31 MARCH 1967							1 APRIL 1967 THROUGH 30 JUNE 1967							MISSION, DESIGN, SERIES, WITHIN BASES
AVERAGE AIRCRAFT ON HAND	FLYING HOURS				Utilization Rate	Sorties Flown	AVERAGE AIRCRAFT ON HAND	FLYING HOURS				Utilization Rate	Sorties Flown	
	Total	Combat	Combat Support	Other				Total	Combat	Combat Support	Other			
BASES (Continued)														
9	2,612	2,156	-	456	290	411	11	3,117	2,786	-	331	283	560	TAINAN AB TOTAL
-	-	-	-	-	-	-	9	2,866	2,535	-	331	318	497	EC-121D/P/Q (ADO)
-	-	-	-	-	-	-	2	251	251	-	-	126	63	EC-121D/P/Q (PAF)
9	2,612	2,156	-	456	290	411	-	-	-	-	-	-	-	EC-121D/P/Q/R (ADO)
-	-	-	-	-	-	-	-	-	-	-	-	-	-	T-33A (PAF)

DOWNGRADED AT
UNCLASSIFIED APRIL 1 YEAR

[redacted]

TABLE 12 — SOUTHEAST ASIA OPERATIONAL DATA SUMMARY BY MISSION.

COMMAND WITHIN MISSION, DESIGN, SERIES	1 JULY 1966 THROUGH 30 SEPTEMBER 1966							1 OCTOBER 1966 THROUGH 31 DECEMBER 1966						
	AVERAGE AIRCRAFT ON HAND	FLYING HOURS				Utilization Rate	Sorties Flown	AVERAGE AIRCRAFT ON HAND	FLYING HOURS				Utilization Rate	Sorties Flown
		Total	Combat	Combat Support	Other				Total	Combat	Combat Support	Other		
GRAND TOTAL	1,300	280,980	239,894	5,139	35,947	216	166,868	1,609	341,258	287,500	9,993	43,765	212	195,514
A-1 TOTAL	31	7,431	7,419	-	12	240	2,769	40	9,101	8,998	27	76	228	3,491
A-1E (LOO)	3	-	-	-	-	-	-	10	1,535	1,518	7	10	154	554
A-1E (PAF)	25	7,213	7,203	-	10	289	2,672	11	3,383	3,301	20	62	308	1,222
A-1G (PAF)	3	218	216	-	2	73	97	-	-	-	-	-	-	-
A-1E/G (PAF)	-	-	-	-	-	-	-	19	4,183	4,179	-	4	220	1,715
A-26 TOTAL	9	1,592	1,289	20	283	177	718	18	3,884	2,290	1,127	467	216	1,813
A-26A (LOO)	-	-	-	-	-	-	-	10	1,767	196	1,127	444	177	1,054
A-26A (PAF)	1	-	-	-	-	-	-	-	-	-	-	-	-	-
A-26A (TAO)	8	1,592	1,289	20	283	199	718	8	2,117	2,094	-	23	265	759
B-47 TOTAL	2	338	186	-	152	169	67	2	351	138	28	185	176	82
RB/EB-47H (SAO)	2	338	186	-	152	169	67	2	351	138	28	185	176	82
B-52 TOTAL	40	16,764	16,487	-	277	419	1,336	49	24,243	23,465	-	778	495	2,135
B-52D (SAO)	40	16,764	16,487	-	277	419	1,336	49	24,243	23,465	-	778	495	2,135
B-57 TOTAL	44	6,792	4,745	2	2,045	154	3,644	44	5,921	4,346	-	1,575	135	2,928
B/RB-57C (PAF)	6	608	57	2	549	101	318	5	446	47	-	399	89	211
B/EB/RB-57B (PAF)	30	4,926	4,063	-	863	164	2,668	31	4,559	3,667	-	892	147	2,245
B/EB/RB-57E (PAF)	-	-	-	-	-	-	-	-	-	-	-	-	-	-
B/TB/RB-57E (PAF)	8	1,258	625	-	633	157	658	8	916	632	-	284	115	472

[redacted]

DOWNGRADED TO:
UNCLASSIFIED AFTER 1 YEAR

[redacted]

DESIGN, SERIES INDICATING COMMAND — QUARTERLY — FY 1967

1 JANUARY 1967 THROUGH 31 MARCH 1967							1 APRIL 1967 THROUGH 30 JUNE 1967							COMMAND WITHIN MISSION, DESIGN, SERIES
AVERAGE AIRCRAFT ON HAND	FLYING HOURS				Utilization Rate	Sorties Flown	AVERAGE AIRCRAFT ON HAND	FLYING HOURS				Utilization Rate	Sorties Flown	
	Total	Combat	Combat Support	Other				Total	Combat	Combat Support	Other			
1,758	408,681	351,661	9,677	47,343	232	241,757	1,696	424,286	375,472	5,747	43,067	250	251,801	GRAND TOTAL
39	8,584	8,532	1	51	220	3,247	33	8,197	8,119	21	57	248	3,252	A-1 TOTAL
4	-	-	-	-	-	-	1	-	-	-	-	-	-	A-1E (LOO)
15	3,939	3,902	1	36	263	1,382	14	3,749	3,684	21	44	268	1,264	A-1E (PAF)
-	-	-	-	-	-	-	-	-	-	-	-	-		A-1G (PAF)
20	4,645	4,630	-	15	232	1,865	18	4,448	4,435	-	13	247	1,988	A-1E/G (PAF)
10	2,005	1,955	-	50	201	663	8	1,614	1,462	58	94	202	500	A-26 TOTAL
-	-	-	-	-	-	-	1	-	-	-	-	-	-	A-26A (LOO)
10	1,918	1,872	-	46	192	633	7	1,614	1,462	58	94	231	500	A-26A (PAF)
-	87	83	-	4	-	30	-	-	-	-	-	-	-	A-26A (TAO)
-	25	25	-	-	-	4	-	-	-	-	-	-	-	B-47 TOTAL
-	25	25	-	-	-	4	-	-	-	-	-	-	-	RB/EB-47H (SAO)
64	30,511	28,926	-	1,585	477	2,745	66	23,556	22,395	-	1,161	357	2,308	B-52 TOTAL
64	30,511	28,926	-	1,585	477	2,745	66	23,556	22,395	-	1,161	357	2,308	B-52D (SAO)
45	6,781	5,159	3	1,619	151	3,295	41	7,442	6,328	9	1,105	182	3,409	B-57 TOTAL
3	323	28	-	295	108	165	5	445	94	-	351	89	240	B/RB-57C (PAF)
34	5,432	4,473	-	959	160	2,639	33	6,242	5,510	9	723	189	2,865	B/EB/RB-57B (PAF)
5	389	29	-	360	78	207	3	755	724	-	31	252	304	B/EB/RB-57E (PAF)
3	637	629	3	5	212	284	-	-	-	-	-	-	-	B/TB/RB-57E (PAF)

310-159 O - 68 - 8

[redacted]

DOWNGRADED TO:
UNCLASSIFIED AFTER 1 YEAR

[redacted]

TABLE 12 — SOUTHEAST ASIA OPERATIONAL DATA SUMMARY BY MISSION.

COMMAND WITHIN MISSION, DESIGN, SERIES	1 JULY 1966 THROUGH 30 SEPTEMBER 1966							1 OCTOBER 1966 THROUGH 31 DECEMBER 1966						
	AVERAGE AIRCRAFT ON HAND	FLYING HOURS				Utilization Rate	Sorties Flown	AVERAGE AIRCRAFT ON HAND	FLYING HOURS				Utilization Rate	Sorties Flown
		Total	Combat	Combat Support	Other				Total	Combat	Combat Support	Other		
B-66 TOTAL	10	4,730	4,632	1	97	473	1,573	21	4,428	4,199	2	227	211	1,477
EB-66B (LOO)	-	-	-	-	-	-	-	-	-	-	-	-	-	-
EB-66B (PAF)	6	2,740	2,693	-	47	457	926	11	2,022	1,977	-	45	184	683
EB-66C (PAF)	4	1,990	1,939	1	50	498	647	10	2,406	2,222	2	182	241	794
C-7 TOTAL	-	-	-	-	-	-	-	-	-	-	-	-	-	-
C-7A (LOO)	-	-	-	-	-	-	-	-	-	-	-	-	-	-
C-7A (PAF)	-	-	-	-	-	-	-	-	-	-	-	-	-	-
C-47 TOTAL	61	15,659	12,604	99	2,956	257	7,095	82	22,358	18,650	869	2,839	273	8,552
C/AC/VC-47A/B/D (LOO)	-	-	-	-	-	-	-	-	-	-	-	-	-	-
C/AC/VC-47A/B/D (PAF)	53	12,738	10,244	99	2,395	240	6,147	61	14,089	10,621	869	2,599	231	6,729
HC-47A (PAF)	3	769	681	-	88	256	461	3	555	524	-	31	185	312
RC-47N/P (PAF)	5	2,152	1,679	-	473	430	487	18	7,714	7,505	-	209	429	1,511
C-54 TOTAL	10	2,291	268	352	1,671	229	798	9	2,498	232	455	1,811	278	972
C/VC-54D/E/G/M (PAF)	10	2,291	268	352	1,671	229	798	9	2,498	232	455	1,811	278	972
C-97 TOTAL	-	-	-	-	-	-	-	3	643	14	-	629	214	110
C-97C/D/F/G/K (SAO)	-	-	-	-	-	-	-	3	643	14	-	629	214	110
C-97D/F/G/K (SAO)	-	-	-	-	-	-	-	-	-	-	-	-	-	-
C-97D/E/F/G/K (PAF)	-	-	-	-	-	-	-	-	-	-	-	-	-	-

[redacted]

DOWNGRADED TO:
UNCLASSIFIED AFTER 1 YEAR

DESIGN, SERIES INDICATING COMMAND — QUARTERLY — FY 1967 (CONTINUED)

1 JANUARY 1967 THROUGH 31 MARCH 1967							1 APRIL 1967 THROUGH 30 JUNE 1967							COMMAND WITHIN MISSION, DESIGN, SERIES
AVERAGE AIRCRAFT ON HAND	FLYING HOURS				Utilization Rate	Sorties Flown	AVERAGE AIRCRAFT ON HAND	FLYING HOURS				Utilization Rate	Sorties Flown	
	Total	Combat	Combat Support	Other				Total	Combat	Combat Support	Other			
21	3,911	3,833	1	77	186	1,357	20	5,121	4,957	5	159	256	1,630	B-66 TOTAL
-	-	-	-	-	-	-	1	-	-	-	-	-	-	EB-66B (LOO)
12	1,994	1,945	1	48	166	702	9	2,594	2,485	5	104	288	815	EB-66B (PAF)
9	1,917	1,888	-	29	213	655	10	2,527	2,472	-	55	253	815	EB-66C (PAF)
85	22,240	17,826	2,920	1,494	262	35,513	83	24,430	23,324	12	1,094	294	39,958	C-7 TOTAL
-	-	-	-	-	-	-	1	-	-	-	-	-	-	C-7A (LOO)
85	22,240	17,826	2,920	1,494	262	35,513	82	24,430	23,324	12	1,094	298	39,958	C-7A (PAF)
104	31,965	27,485	270	4,210	307	10,053	107	37,443	33,889	389	3,165	350	11,503	C-47 TOTAL
1	-	-	-	-	-	-	1	-	-	-	-	-	-	C/AC/VC-47A/B/D (LOO)
64	16,405	13,127	47	3,231	256	7,073	61	17,447	14,242	389	2,816	286	7,634	C/AC/VC-47A/B/D (PAF)
3	584	561	-	23	195	259	3	853	821	-	32	284	386	HC-47A (PAF)
36	14,976	13,797	223	956	416	2,721	42	19,143	18,826	-	317	456	3,483	RC-47N/P (PAF)
8	2,378	244	487	1,647	297	831	11	2,196	254	522	1,420	200	777	C-54 TOTAL
8	2,378	244	487	1,647	297	831	11	2,196	254	522	1,420	200	777	C/VC-54D/E/G/M (PAF)
4	508	24	-	484	127	93	4	717	59	15	643	179	135	C-97 TOTAL
-	-	-	-	-	-	-	-	-	-	-	-	-	-	C-97C/D/F/G/K (SAO)
4	508	24	-	484	127	93	-	-	-	-	-	-	-	C-97D/F/G/K (SAO)
-	-	-	-	-	-	-	1	117	-	3	114	117	22	C-97D/E/F/G/K (PAF)

DOWNGRADED TO:
UNCLASSIFIED AFTER 1 YEAR

[redacted]

TABLE 12 – SOUTHEAST ASIA OPERATIONAL DATA SUMMARY BY MISSION,

COMMAND WITHIN MISSION, DESIGN, SERIES	1 JULY 1966 THROUGH 30 SEPTEMBER 1966							1 OCTOBER 1966 THROUGH 31 DECEMBER 1966						
	AVERAGE AIRCRAFT ON HAND	FLYING HOURS				Utilization Rate	Sorties Flown	AVERAGE AIRCRAFT ON HAND	FLYING HOURS				Utilization Rate	Sorties Flown
		Total	Combat	Combat Support	Other				Total	Combat	Combat Support	Other		
C-97 (Continued)														
C-97D/E/F/G/K (SAO)	-	-	-	-	-	-	-	-	-	-	-	-	-	-
KC-97G (PAF)	-	-	-	-	-	-	-	-	-	-	-	-	-	-
C-118 TOTAL	3	958	-	338	620	319	401	1	304	-	100	204	304	160
C/VC-118A (PAF)	3	958	-	338	620	319	401	1	304	-	100	204	304	160
C-121 TOTAL	10	2,953	2,749	-	204	295	360	8	2,661	2,463	-	198	333	392
EC-121D/P/Q (ADO)	10	2,953	2,749	-	204	295	360	8	2,661	2,463	-	198	333	392
EC-121D/P/Q (PAF)	-	-	-	-	-	-	-	-	-	-	-	-	-	-
EC-121D/P/Q/R (ADO)	-	-	-	-	-	-	-	-	-	-	-	-	-	-
EC-121D/P/Q/R (PAF)	-	-	-	-	-	-	-	-	-	-	-	-	-	-
C-123 TOTAL	58	17,458	15,868	11	1,579	301	26,233	74	17,668	16,870	-	798	239	25,585
C-123B (PAF)	52	15,593	14,545	11	1,037	300	25,376	-	-	-	-	-	-	-
C-123K (PAF)	-	-	-	-	-	-	-	-	-	-	-	-	-	-
UC-123B (PAF)	6	1,865	1,323	-	542	311	857	-	-	-	-	-	-	-
C/UC-123B (PAF)	-	-	-	-	-	-	-	74	17,668	16,870	-	798	239	25,585
C-130 TOTAL	60	18,258	12,295	282	5,681	304	13,084	147	45,320	26,645	180	18,495	308	29,959
C-130A (MTO)	-	-	-	-	-	-	-	-	-	-	-	-	-	-
C-130A (PAF)	2	1,143	962	-	181	572	1,210	53	11,687	6,773	3	4,911	221	8,056

DOWNGRADED TO:
UNCLASSIFIED AFTER 1 YEAR

[redacted]

[redacted]

DESIGN, SERIES INDICATING COMMAND — QUARTERLY — FY 1967 (CONTINUED)

1 JANUARY 1967 THROUGH 31 MARCH 1967							1 APRIL 1967 THROUGH 30 JUNE 1967							COMMAND WITHIN MISSION, DESIGN, SERIES
AVERAGE AIRCRAFT ON HAND	FLYING HOURS				Utilization Rate	Sorties Flown	AVERAGE AIRCRAFT ON HAND	FLYING HOURS				Utilization Rate	Sorties Flown	
	Total	Combat	Combat Support	Other				Total	Combat	Combat Support	Other			
														C-97 (Continued)
-	-	-	-	-	-	-	3	554	57	12	485	185	99	C-97D/E/F/G/K (SAO)
-	-	-	-	-	-	-	-	46	2	-	44	-	14	KC-97G (PAF)
1	359	-	121	238	359	163	2	535	141	190	204	268	201	C-118 TOTAL
1	359	-	121	238	359	163	2	535	141	190	204	268	201	C/VC-118A (PAF)
10	3,152	2,696	-	456	315	464	13	4,340	4,009	-	331	334	687	C-121 TOTAL
1	540	540	-	-	540	53	9	2,866	2,535	-	331	318	497	EC-121D/P/Q (ADO)
-	-	-	-	-	-	-	4	1,474	1,474	-	-	369	190	EC-121D/P/Q (PAF)
9	2,612	2,156	-	456	290	411	-	-	-	-	-	-	-	EC-121D/P/Q/R (ADO)
-	-	-	-	-	-	-	-	-	-	-	-	-	-	EC-121D/P/Q/R (PAF)
80	19,991	18,987	685	319	250	23,392	78	22,535	20,879	628	1,028	289	24,166	C-123 TOTAL
-	-	-	-	-	-	-	-	-	-	-	-	-	-	C-123B (PAF)
-	-	-	-	-	-	-	6	2,034	1,360	-	674	339	2,267	C-123K (PAF)
-	-	-	-	-	-	-	-	-	-	-	-	-	-	UC-123B (PAF)
80	19,991	18,987	685	319	250	23,392	72	20,501	19,519	628	354	285	21,899	C/UC-123B (PAF)
171	54,262	31,678	185	22,399	317	36,324	173	57,055	35,806	101	21,148	330	39,818	C-130 TOTAL
-	-	-	-	-	-	-	1	111	77	-	34	111	23	C-130A (MTO)
75	16,355	8,855	-	7,500	218	10,858	65	17,079	9,948	4	7,127	263	11,845	C-130A (PAF)

[redacted]

DOWNGRADED TO:
UNCLASSIFIED AFTER 1 YEAR

[redacted]

TABLE 12 — SOUTHEAST ASIA OPERATIONAL DATA SUMMARY BY MISSION.

COMMAND WITHIN MISSION, DESIGN, SERIES	1 JULY 1966 THROUGH 30 SEPTEMBER 1966							1 OCTOBER 1966 THROUGH 31 DECEMBER 1966						
	AVERAGE AIRCRAFT ON HAND	FLYING HOURS				Utilization Rate	Sorties Flown	AVERAGE AIRCRAFT ON HAND	FLYING HOURS				Utilization Rate	Sorties Flown
		Total	Combat	Combat Support	Other				Total	Combat	Combat Support	Other		
C-130 (Continued)														
C-130A (SAO)	-	63	-	-	63	-	19	3	428	353	-	75	143	120
C/WC-130A (SAO)	-	-	-	-	-	-	-	-	-	-	-	-	-	-
C/WC-130B (PAF)	52	15,047	9,575	278	5,194	289	11,545	56	17,194	12,105	177	4,912	307	13,803
C/WC-130E (MTO)	-	-	-	-	-	-	-	-	-	-	-	-	-	-
C/WC-130E (PAF)	-	-	-	-	-	-	-	31	14,512	6,129	-	8,383	468	7,716
DC-130E (SAO)	-	-	-	-	-	-	-	-	-	-	-	-	-	-
HC-130H (MTO)	6	2,005	1,758	4	243	334	310	-	-	-	-	-	-	-
HC-130H/P (MTO)	-	-	-	-	-	-	-	4	1,499	1,285	-	214	375	264
C-135 TOTAL	28	18,776	17,808	34	934	671	3,860	62	17,197	15,825	-	1,372	277	3,752
EC-135A (SAO)	-	-	-	-	-	-	-	-	-	-	-	-	-	-
KC-135A (SAO)	28	18,776	17,808	34	934	671	3,860	62	17,197	15,825	-	1,372	277	3,752
C-140 TOTAL	3	633	37	375	221	211	287	3	684	-	489	195	228	318
C/VC-140 A/B (CSO)	3	633	37	375	221	211	287	3	684	-	489	195	228	318
C-141 TOTAL	-	-	-	-	-	-	-	-	-	-	-	-	-	-
C-141A (PAF)	-	-	-	-	-	-	-	-	-	-	-	-	-	-
F-4 TOTAL	216	37,268	35,339	67	1,862	173	18,713	236	34,569	32,674	151	1,744	146	17,519
F-4C (LOO)	-	-	-	-	-	-	-	-	-	-	-	-	-	-
F-4C (PAF)	188	31,358	30,435	7	916	167	16,017	182	26,111	24,465	12	1,634	143	12,935
RF-4C (PAF)	28	5,910	4,904	60	946	211	2,696	54	8,458	8,209	139	110	157	4,584
F-4D (PAF)	-	-	-	-	-	-	-	-	-	-	-	-	-	-

[redacted]

DOWNGRADED TO:
UNCLASSIFIED AFTER 1 YEAR

DESIGN, SERIES INDICATING COMMAND — QUARTERLY — FY 1967 (CONTINUED)

1 JANUARY 1967 THROUGH 31 MARCH 1967							1 APRIL 1967 THROUGH 30 JUNE 1967							COMMAND WITHIN MISSION, DESIGN, SERIES
AVERAGE AIRCRAFT ON HAND	FLYING HOURS				Utilization Rate	Sorties Flown	AVERAGE AIRCRAFT ON HAND	FLYING HOURS				Utilization Rate	Sorties Flown	
	Total	Combat	Combat Support	Other				Total	Combat	Combat Support	Other			
														C-130 (Continued)
2	371	297	-	74	186	104	-	-	-	-	-	-	-	C-130A (SAO)
-	-	-	-	-	-	-	1	239	239	-	-	239	76	C/WC-130A (SAO)
37	13,465	11,827	167	1,471	364	13,802	48	14,941	13,503	29	1,409	311	15,987	C/WC-130B (PAF)
1	276	92	-	184	276	43	4	1,407	115	56	1,236	352	208	C/WC-130E (MTO)
48	21,976	9,407	18	12,551	458	11,132	46	20,287	9,600	12	10,675	441	11,073	C/WC-130E (PAF)
-	-	-	-	-	-	-	-	211	211	-	-	-	74	DC-130E (SAO)
-	-	-	-	-	-	-	8	2,780	2,113	-	667	347	532	HC-130H (MTO)
8	1,819	1,200	-	619	227	385	-	-	-	-	-	-	-	HC-130H/P (MTO)
63	16,740	15,107	-	1,633	266	3,735	69	20,842	18,906	-	1,936	302	4,260	C-135 TOTAL
-	-	-	-	-	-	-	-	658	624	-	34	-	62	EC-135A (SAO)
63	16,740	15,107	-	1,633	266	3,735	69	20,184	18,282	-	1,902	293	4,198	KC-135A (SAO)
2	697	-	545	152	349	238	2	597	-	271	326	299	165	C-140 TOTAL
2	697	-	545	152	349	238	2	597	-	271	326	299	165	C/VC-140 A/B (CSO)
-	-	-	-	-	-	-	1	-	-	-	-	-	-	C-141 TOTAL
-	-	-	-	-	-	-	1	-	-	-	-	-	-	C-141A (PAF)
247	36,481	35,001	82	1,398	148	20,864	240	38,161	37,192	54	915	159	21,761	F-4 TOTAL
-	-	-	-	-	-	-	1	-	-	-	-	-	-	F-4C (LOO)
183	26,245	25,120	53	1,072	143	15,541	175	27,105	26,244	28	833	155	15,975	F-4C (PAF)
64	10,236	9,881	29	326	160	5,323	58	10,026	9,961	25	40	173	5,269	RF-4C (PAF)
-	-	-	-	-	-	-	6	1,030	987	1	42	172	517	F-4D (PAF)

DOWNGRADED TO:
UNCLASSIFIED AFTER 1 YEAR

[redacted]

TABLE 12 — SOUTHEAST ASIA OPERATIONAL DATA SUMMARY BY MISSION.

COMMAND WITHIN MISSION, DESIGN, SERIES	1 JULY 1966 THROUGH 30 SEPTEMBER 1966							1 OCTOBER 1966 THROUGH 31 DECEMBER 1966						
	AVERAGE AIRCRAFT ON HAND	FLYING HOURS				Utilization Rate	Sorties Flown	AVERAGE AIRCRAFT ON HAND	FLYING HOURS				Utilization Rate	Sorties Flown
		Total	Combat	Combat Support	Other				Total	Combat	Combat Support	Other		
F-5 TOTAL	9	1,428	1,369	-	59	159	1,218	16	2,503	2,429	-	74	156	2,306
F-5A/C (PAF)	9	1,428	1,369	-	59	159	1,218	16	2,503	2,429	-	74	156	2,306
F-100 TOTAL	127	20,124	18,337	-	1,787	158	13,895	168	22,427	21,682	74	671	133	15,713
F-100D (LOO)	1	-	-	-	-	-	-	-	-	-	-	-	-	-
F-100D (PAF)	114	18,317	16,702	-	1,615	161	12,719	152	20,498	19,875	60	563	135	14,399
F-100F (PAF)	12	1,807	1,635	-	172	151	1,176	16	1,929	1,807	14	108	121	1,314
F-101 TOTAL	42	5,657	4,871	57	729	135	3,041	36	4,836	4,328	208	300	134	2,631
F/RF-101 A/C (LOO)	-	-	-	-	-	-	-	2	-	-	-	-	-	-
F/RF-101 A/C (PAF)	42	5,657	4,871	57	729	135	3,041	34	4,836	4,328	208	300	142	2,631
F-102 TOTAL	51	5,225	3,031	-	2,194	102	3,841	51	5,769	2,823	-	2,946	113	4,333
F-102A (LOO)	-	-	-	-	-	-	-	-	-	-	-	-	-	-
F-102A (PAF)	51	5,225	3,031	-	2,194	102	3,841	51	5,769	2,823	-	2,946	113	4,333
TF-102A (PAF)	-	-	-	-	-	-	-	-	-	-	-	-	-	-
F-104 TOTAL	15	2,113	2,079	-	34	141	1,301	19	3,175	3,123	1	51	167	1,592
F-104C (LOO)	-	-	-	-	-	-	-	2	-	-	-	-	-	-
F-104C (PAF)	15	2,113	2,079	-	34	141	1,301	17	3,175	3,123	1	51	187	1,592
F-105 TOTAL	151	25,659	21,737	160	3,762	170	11,246	172	26,348	23,509	153	2,686	153	11,267
F-105D (LOO)	3	-	-	-	-	-	-	4	-	-	-	-	-	-
F-105D (PAF)	142	24,608	20,851	148	3,609	173	10,820	154	24,292	21,890	123	2,279	158	10,455

[redacted]

DOWNGRADED TO:
UNCLASSIFIED AFTER 1 YEAR

DESIGN, SERIES INDICATING COMMAND — QUARTERLY — FY 1967 (CONTINUED)

1 JANUARY 1967 THROUGH 31 MARCH 1967							1 APRIL 1967 THROUGH 30 JUNE 1967							COMMAND WITHIN MISSION, DESIGN, SERIES
AVERAGE AIRCRAFT ON HAND	FLYING HOURS				Utilization Rate	Sorties Flown	AVERAGE AIRCRAFT ON HAND	FLYING HOURS				Utilization Rate	Sorties Flown	
	Total	Combat	Combat Support	Other				Total	Combat	Combat Support	Other			
18	2,247	2,189	-	58	125	2,213	3	258	251	-	7	86	272	F-5 TOTAL
18	2,247	2,189	-	58	125	2,213	3	258	251	-	7	86	272	F-5A/C (PAF)
205	31,004	29,743	24	1,237	151	21,173	195	30,737	29,730	86	921	158	21,566	F-100 TOTAL
-	-	-	-	-	-	-	2	-	-	-	-	-	-	F-100D (LOO)
185	28,365	27,290	19	1,056	153	19,376	174	27,996	27,305	69	622	161	19,664	F-100D (PAF)
20	2,639	2,453	5	181	132	1,797	19	2,741	2,425	17	299	144	1,902	F-100F (PAF)
30	5,489	5,249	50	190	183	2,783	28	4,580	4,344	21	215	164	2,393	F-101 TOTAL
-	-	-	-	-	-	-	3	-	-	-	-	-	-	F/RF-101 A/C (LOO)
30	5,489	5,249	50	190	183	2,783	25	4,580	4,344	21	215	183	2,393	F/RF-101 A/C (PAF)
46	6,033	3,085	29	2,919	131	4,579	42	4,954	2,590	2	2,362	118	3,567	F-102 TOTAL
-	-	-	-	-	-	-	-	2	-	-	2	-	1	F-102A (LOO)
46	6,017	3,077	29	2,911	131	4,566	42	4,952	2,590	2	2,360	118	3,566	F-102A (PAF)
-	16	8	-	8	-	13	-	-	-	-	-	-	-	TF-102A (PAF)
18	3,485	3,388	-	97	194	926	17	3,630	3,582	11	37	214	920	F-104 TOTAL
1	-	-	-	-	-	-	3	-	-	-	-	-	-	F-104C (LOO)
17	3,485	3,388	-	97	205	926	14	3,630	3,582	11	37	259	920	F-104C (PAF)
139	24,626	23,873	108	645	177	10,240	136	26,903	25,915	106	882	198	10,615	F-105 TOTAL
4	-	-	-	-	-	-	6	-	-	-	-	-	-	F-105D (LOO)
120	22,392	21,780	85	527	187	9,370	109	23,214	22,519	89	606	213	9,276	F-105D (PAF)

DOWNGRADED TO:
UNCLASSIFIED AFTER 1 YEAR

[redacted]

TABLE 12 – SOUTHEAST ASIA OPERATIONAL DATA SUMMARY BY MISSION.

COMMAND WITHIN MISSION, DESIGN, SERIES	1 JULY 1966 THROUGH 30 SEPTEMBER 1966							1 OCTOBER 1966 THROUGH 31 DECEMBER 1966						
	AVERAGE AIRCRAFT ON HAND	FLYING HOURS				Utilization Rate	Sorties Flown	AVERAGE AIRCRAFT ON HAND	FLYING HOURS				Utilization Rate	Sorties Flown
		Total	Combat	Combat Support	Other				Total	Combat	Combat Support	Other		
F-105 (Continued)														
F-105F (LOO)	-	-	-	-	-	-	-	1	-	-	-	-	-	-
F-105F (PAF)	6	1,051	886	12	153	175	426	13	2,056	1,619	30	407	158	812
UH-1 TOTAL	11	1,718	13	1,420	285	156	4,012	14	2,879	17	2,680	182	206	6,105
UH-1F (PAF)	11	1,718	13	1,420	285	156	4,012	14	2,879	17	2,680	182	206	6,105
T/UH-1F (PAF)	-	-	-	-	-	-	-	-	-	-	-	-	-	-
HH-3 TOTAL	27	3,051	2,197	67	787	113	4,185	27	3,356	2,448	98	810	124	3,590
CH-3B/C (LOO)	1	-	-	-	-	-	-	1	-	-	-	-	-	-
CH-3B/C (PAF)	12	1,469	769	9	691	122	2,822	13	1,819	1,025	94	700	140	2,281
CH-3B/C (SAO)	2	104	103	-	1	52	78	2	107	106	-	1	54	85
H/CH-3E (LOO)	-	-	-	-	-	-	-	-	-	-	-	-	-	-
H/CH-3E (MTO)	12	1,478	1,325	58	95	123	1,285	11	1,430	1,317	4	109	130	1,224
HH-43 TOTAL	29	2,513	1,638	91	784	87	5,013	27	2,230	1,207	15	1,008	83	4,258
HH-43B (LOO)	2	-	-	-	-	-	-	2	-	-	-	-	-	-
HH-43B (MTO)	16	1,533	704	87	742	96	3,295	16	1,505	510	15	980	94	2,882
HH-43B (PAF)	-	-	-	-	-	-	-	-	-	-	-	-	-	-
HH-43F (LOO)	1	-	-	-	-	-	-	-	-	-	-	-	-	-
HH-43F (MTO)	10	939	896	4	39	94	1,300	9	725	697	-	28	81	1,376
HH-43F (PAF)	-	41	38	-	3	-	418	-	-	-	-	-	-	-
O-1 TOTAL	159	45,134	43,384	-	1,750	284	25,823	194	59,038	58,200	272	566	304	32,587
O-1E/F/G (LOO)	-	-	-	-	-	-	-	-	-	-	-	-	-	-

[redacted]

UNCLASSIFIED AFTER 1 YEAR

[redacted]

DESIGN, SERIES INDICATING COMMAND — QUARTERLY — FY 1967 (CONTINUED)

1 JANUARY 1967 THROUGH 31 MARCH 1967							1 APRIL 1967 THROUGH 30 JUNE 1967							COMMAND WITHIN MISSION, DESIGN, SERIES
AVERAGE AIRCRAFT ON HAND	FLYING HOURS				Utilization Rate	Sorties Flown	AVERAGE AIRCRAFT ON HAND	FLYING HOURS				Utilization Rate	Sorties Flown	
	Total	Combat	Combat Support	Other				Total	Combat	Combat Support	Other			
														F-105 (Continued)
-	-	-	-	-	-	-	2	-	-	-	-	-	-	F-105F (LOO)
15	2,234	2,093	23	118	149	870	19	3,689	3,396	17	276	194	1,339	F-105F (PAF)
14	1,819	690	1,045	84	130	2,863	14	1,565	1,483	8	74	112	1,423	UH-1 TOTAL
1	110	83	-	27	110	102	-	-	-	-	-	-	-	UH-1F (PAF)
13	1,709	607	1,045	57	131	2,761	14	1,565	1,483	8	74	112	1,423	T/UH-1F (PAF)
26	3,204	2,373	27	804	123	2,692	26	3,550	2,847	136	567	137	2,834	HH-3 TOTAL
1	-	-	-	-	-	-	1	-	-	-	-	-	-	CH-3B/C (LOO)
12	1,916	1,181	27	708	160	1,570	11	1,978	1,469	125	384	180	1,570	CH-3B/C (PAF)
2	117	117	-	-	59	100	2	105	94	11	-	53	104	CH-3B/C (SAO)
-	-	-	-	-	-	-	1	-	-	-	-	-	-	H/CH-3E (LOO)
11	1,171	1,075	-	96	106	1,022	11	1,467	1,284	-	183	133	1,160	H/CH-3E (MTO)
26	2,522	1,546	-	976	97	4,525	25	2,433	1,454	20	959	97	4,410	HH-43 TOTAL
-	-	-	-	-	-	-	-	-	-	-	-	-	-	HH-43B (LOO)
17	1,701	744	-	957	100	3,144	17	1,634	677	19	938	96	2,989	HH-43B (MTO)
-	-	-	-	-	-	-	-	22	22	-	-	-	52	HH-43B (PAF)
-	-	-	-	-	-	-	-	-	-	-	-	-	-	HH-43F (LOO)
9	821	802	-	19	91	1,381	7	759	737	1	21	108	1,313	HH-43F (MTO)
-	-	-	-	-	-	-	1	18	18	-	-	18	56	HH-43F (PAF)
213	72,894	72,323	85	486	342	38,911	190	76,728	76,116	132	480	404	40,889	O-1 TOTAL
3	-	-	-	-	-	-	3	-	-	-	-	-	-	O-1E/F/G (LOO)

[redacted]

DOWNGRADED AT 3 YEARS
UNCLASSIFIED AFTER 1 YEAR

[redacted]

TABLE 12 – SOUTHEAST ASIA OPERATIONAL DATA SUMMARY BY MISSION.

COMMAND WITHIN MISSION, DESIGN, SERIES	1 JULY 1966 THROUGH 30 SEPTEMBER 1966							1 OCTOBER 1966 THROUGH 31 DECEMBER 1966						
	AVERAGE AIRCRAFT ON HAND	FLYING HOURS				Utilization Rate	Sorties Flown	AVERAGE AIRCRAFT ON HAND	FLYING HOURS				Utilization Rate	Sorties Flown
		Total	Combat	Combat Support	Other				Total	Combat	Combat Support	Other		
O-1 (Continued)														
O-1E/F/G (PAF)	159	45,134	43,384	-	1,750	284	25,823	194	59,038	58,200	272	566	304	32,587
O-2 TOTAL	-	-	-	-	-	-	-	-	-	-	-	-	-	-
O-2A/B (PAF)	-	-	-	-	-	-	-	-	-	-	-	-	-	-
T-28 TOTAL	45	5,249	2,638	306	2,305	117	4,386	27	2,386	1,186	93	1,107	88	1,910
T-28A/B/D (LOO)	1	-	-	-	-	-	-	-	-	-	-	-	-	-
T-28A/B/D (PAF)	44	5,249	2,638	306	2,305	119	4,386	27	2,386	1,186	93	1,107	88	1,910
T-33 TOTAL	-	20	5	-	15	-	9	-	-	-	-	-	-	-
T-33A (PAF)	-	20	5	-	15	-	9	-	-	-	-	-	-	-
T-39 TOTAL	10	3,034	1,616	586	832	303	2,281	10	3,343	1,926	664	753	334	2,573
T-39A/B (PAF)	10	3,034	1,616	586	832	303	2,281	10	3,343	1,926	664	753	334	2,573
HU-16 TOTAL	6	1,243	328	309	606	207	233	14	3,183	2,483	-	700	227	625
HU-16B (MTO)	6	1,243	328	309	606	207	233	14	3,183	2,483	-	700	227	625
HH-19 TOTAL	-	-	-	-	-	-	-	-	86	-	4	82	-	51
H/UH-19B (PAF)	-	-	-	-	-	-	-	-	86	-	4	82	-	51
U-3 TOTAL	4	725	725	-	-	181	948	4	758	757	-	1	190	1,067
U-3A/B (PAF)	4	725	725	-	-	181	948	4	758	757	-	1	190	1,067

[redacted]

DOWNGRADED TO:
UNCLASSIFIED AFTER 1 YEAR

DESIGN, SERIES INDICATING COMMAND — QUARTERLY — FY 1967 (CONTINUED)

1 JANUARY 1967 THROUGH 31 MARCH 1967							1 APRIL 1967 THROUGH 30 JUNE 1967							COMMAND WITHIN MISSION, DESIGN, SERIES
AVERAGE AIRCRAFT ON HAND	FLYING HOURS				Utilization Rate	Sorties Flown	AVERAGE AIRCRAFT ON HAND	FLYING HOURS				Utilization Rate	Sorties Flown	
	Total	Combat	Combat Support	Other				Total	Combat	Combat Support	Other			
														O-1 (Continued)
210	72,894	72,323	85	486	347	38,911	187	76,728	76,116	132	480	410	40,889	O-1E/F/G (PAF)
-	-	-	-	-	-	-	2	455	453	-	2	228	305	O-2 TOTAL
-	-	-	-	-	-	-	2	455	453	-	2	228	305	O-2A/B (PAF)
12	2,086	1,534	425	127	174	1,044	8	1,813	1,507	191	115	227	925	T-28 TOTAL
-	-	-	-	-	-	-	-	-	-	-	-	-	-	T-28A/B/D (LOO)
12	2,086	1,534	425	127	174	1,044	8	1,813	1,507	191	115	227	925	T-28A/B/D (PAF)
-	-	-	-	-	-	-	-	-	-	-	-	-	-	T-33 TOTAL
-	-	-	-	-	-	-	-	-	-	-	-	-	-	T-33A (PAF)
10	3,204	2,128	381	695	320	1,580	10	3,405	1,662	1,248	495	341	1,514	T-39 TOTAL
10	3,204	2,128	381	695	320	1,580	10	3,405	1,662	1,248	495	341	1,514	T-39A/B (PAF)
15	2,943	1,818	147	978	196	694	16	1,957	1,054	67	836	122	497	HU-16 TOTAL
15	2,943	1,818	147	978	196	694	16	1,957	1,054	67	836	122	497	HU-16B (MTO)
-	-	-	-	-	-	-	-	-	-	-	-	-	-	HH-19 TOTAL
-	-	-	-	-	-	-	-	-	-	-	-	-	-	H/UH-19B (PAF)
4	738	734	-	4	185	404	4	751	490	256	5	188	431	U-3 TOTAL
4	738	734	-	4	185	404	4	751	490	256	5	188	431	U-3A/B (PAF)

DOWNGRADED TO:
UNCLASSIFIED AFTER 1 YEAR

[redacted]

TABLE 12 — SOUTHEAST ASIA OPERATIONAL DATA SUMMARY BY MISSION,

COMMAND WITHIN MISSION, DESIGN, SERIES	AVERAGE AIRCRAFT ON HAND	1 JULY 1966 THROUGH 30 SEPTEMBER 1966						1 OCTOBER 1966 THROUGH 31 DECEMBER 1966						
		FLYING HOURS				Utilization Rate	Sorties Flown	AVERAGE AIRCRAFT ON HAND	FLYING HOURS				Utilization Rate	Sorties Flown
		Total	Combat	Combat Support	Other				Total	Combat	Combat Support	Other		
U-6 TOTAL	12	1,374	-	562	812	115	903	16	2,815	304	2,303	208	176	2,283
U-6A (PAF)	12	1,374	-	562	812	115	903	16	2,815	304	2,303	208	176	2,283
U-10 TOTAL	17	4,812	4,200	-	612	283	3,595	15	4,296	4,269	-	27	286	3,378
U-10A/B (PAF)	17	4,791	4,200	-	591	282	3,586	15	4,296	4,269	-	27	286	3,378
U-10A/B (TAO)	-	21	-	-	21	-	9	-	-	-	-	-	-	-
U-10A/B/D (PAF)	-	-	-	-	-	-	-	-	-	-	-	-	-	-
U-10D (PAF)	-	-	-	-	-	-	-	-	-	-	-	-	-	-

Data Source: RCS: 1-HAF-A1, IAW AFM 65-110

Source: Data Applications Division, Data Services Center, Comptroller of the Air Force

[redacted]

DOWNGRADED TO:
UNCLASSIFIED AFTER 1 YEAR

DESIGN, SERIES INDICATING COMMAND — QUARTERLY — FY 1967 (CONTINUED)

1 JANUARY 1967 THROUGH 31 MARCH 1967							1 APRIL 1967 THROUGH 30 JUNE 1967							COMMAND WITHIN MISSION, DESIGN, SERIES
AVERAGE AIRCRAFT ON HAND	FLYING HOURS				Utilization Rate	Sorties Flown	AVERAGE AIRCRAFT ON HAND	FLYING HOURS				Utilization Rate	Sorties Flown	
	Total	Combat	Combat Support	Other				Total	Combat	Combat Support	Other			
														U-6
14	2,241	26	2,056	159	160	1,930	10	1,089	243	767	79	109	938	TOTAL
14	2,241	26	2,056	159	160	1,930	10	1,089	243	767	79	109	938	U-6A (PAF)
														U-10
14	3,556	3,484	-	72	254	2,219	19	4,697	4,031	421	245	247	3,772	TOTAL
14	3,507	3,484	-	23	251	2,189	14	3,913	3,904	-	9	280	3,182	U-10A/B (PAF)
-	-	-	-	-	-	-	-	-	-	-	-	-	-	U-10A/B (TAO)
-	-	-	-	-	-	-	5	784	127	421	236	157	590	U-10A/B/D (PAF)
-	49	-	-	49	-	30	-	-	-	-	-	-	-	U-10D (PAF)

DOWNGRADED TO:
UNCLASSIFIED AFTER 1 YEAR

[redacted]

[redacted]

PART III

AIRCRAFT ACCIDENTS

INTRODUCTION

The contents of this section present statistics of aircraft accidents which occurred in the United States Air Force, the Air National Guard, and the Air Force Reserve, during FY 1967.

All rates are expressed in number of accidents per 100,000 flying hours.

Final changes to aircraft accident statistics extend over a period of several months; data presented herein are as of 1 September 1967.

Aircraft accident statistics, other than consolidated reports, are unclassified. A complete compilation of accidents and flying experience of all major organizational units of the USAF is considered classified information.

DEFINITIONS

FATAL ACCIDENT - An accident in which one or more persons sustains fatal injury.

FLIGHT ACCIDENT - A mishap which results in damage to, or destruction of one or more USAF aircraft when intent for flight exists (See AFR 127-4).

MAJOR ACCIDENT - A major accident is one in which the aircraft is destroyed or is substantially damaged (See AFR 127-4).

MINOR ACCIDENT - A minor accident is one in which the aircraft receives minor damage as defined in AFR 127-4.

ALL OR TOTAL ACCIDENTS - Total of major and minor accidents.

310-159 O - 68 - 9

[redacted]

TABLE 13 — USAF AIRCRAFT FLIGHT ACCIDENTS, FATALITIES, AND AIRCRAFT DESTROYED, BY COMMAND, WORLD-WIDE — FY 1967

(Table below includes United States Air Force, Air National Guard, Air Force Reserve, aircraft in the US Air Force inventory. Rates are expressed in accidents per 100,000

COMMAND	FLYING HOURS	ACCIDENTS						FATALITIES		AIRCRAFT DESTROYED	
		Total		Major		Fatal					
		Number	Rate	Number	Rate	Number	Rate	Number	Rate	Number	Rate
TOTAL	7,255,462	445	6	388	5	110	2	313	4	261	4
AIR DEFENSE COMMAND	483,000	33	7	22	5	11	2	47	10	20	4
AIR FORCE COMMUNICATIONS SERVICE	8,076	-	-	-	-	-	-	-	-	-	-
AIR FORCE LOGISTICS COMMAND	75,764	6	8	4	5	3	4	6	8	2	3
AIR FORCE SYSTEMS COMMAND	127,781	12	9	8	6	1	1	1	1	5	4
AIR TRAINING COMMAND	986,536	24	2	21	2	7	1	10	1	20	2
AIR UNIVERSITY	32,790	1	3	1	3	-	-	-	-	-	-
ALASKAN AIR COMMAND	39,329	2	5	2	5	2	5	11	28	2	5
CONTINENTAL AIR COMMAND	12,005	-	-	-	-	-	-	-	-	-	-
HEADQUARTERS COMMAND, USAF	89,315	2	2	1	1	-	-	-	-	-	-
MILITARY AIRLIFT COMMAND	1,162,670	13	1	10	1	3	a/	14	1	6	1
PACIFIC AIR FORCES	1,402,487	167	12	120	9	27	2	124	9	81	6
STRATEGIC AIR COMMAND	966,041	13	1	8	1	6	1	25	3	6	1
TACTICAL AIR COMMAND	779,424	92	12	70	9	27	3	41	5	58	7
US AIR FORCES IN EUROPE	314,179	23	7	23	7	5	2	9	3	20	6
US AIR FORCES SOUTHERN COMMAND	35,042	2	6	-	-	-	-	-	-	-	-
USAF SECURITY SERVICE	5,405	-	-	-	-	-	-	-	-	-	-
AIR NATIONAL GUARD	545,202	37	7	32	6	12	2	14	3	28	5
AIR FORCE RESERVE	173,814	5	3	5	3	2	1	6	3	4	2
USAF-AT-LARGE b/	-	11	-	10	-	4	-	5	-	8	-
BAILED AIRCRAFT	16,602	2	12	1	6	-	-	-	-	1	6

a/ Rate less than .5
b/ Accidents which for one of several reasons are not charged to a specific command, but are included in USAF totals.

Source: Records and Statistics Group, Directorate of Aerospace Safety, Deputy Inspector General for Inspection and Safety, USAF.

[redacted]

DOWNGRADED AT 3 YEAR INTERVALS;
DECLASSIFIED AFTER 12 YEARS.
DOD DIR. 5200.10

TABLE 14 — USAF AIRCRAFT FLIGHT ACCIDENTS, FATALITIES, AND AIRCRAFT DESTROYED, BY MISSION, BY COMMAND, WORLD-WIDE — FY 1967

COMMAND AND MISSION	ACCIDENTS			FATALITIES		AIRCRAFT DESTROYED
	Total	Major	Fatal	Total	Pilot	
FY 1967 - TOTAL	445	338	110	313	135	261
OPERATIONAL TRAINING - TOTAL	206	164	56	110	69	136
STUDENT TRAINING - TOTAL	27	23	8	12	5	19
COMBAT - TOTAL	81	58	16	28	18	41
COMBAT CREW TRAINING - TOTAL	5	2	1	1	1	2
AIR RESERVE TRAINING - TOTAL	2	2	-	-	-	1
PROFICIENCY TRAINING - TOTAL	18	11	9	12	10	10
MAINTENANCE TEST - TOTAL	10	9	1	5	1	4
TEST SUPPORT - TOTAL	2	2	-	-	-	2
AIRCRAFT DELIVERY - TOTAL	10	7	3	4	4	5
PERSONNEL - TOTAL	10	8	2	44	3	5
SPECIAL - TOTAL	10	10	2	21	3	8
SUPPORT - TOTAL	21	15	5	34	10	11
ADMINISTRATIVE - TOTAL	7	4	2	3	3	2
LOGISTICS - TOTAL	5	5	1	25	5	4
MATERIEL AND SUPPLIES - TOTAL	16	9	2	12	3	5
LOCAL TRAINING - TOTAL	1	1	-	-	-	-
PARKED - TOTAL	1	-	-	-	-	-
NOT REPORTED - TOTAL	13	8	2	2	-	6
AIR DEFENSE COMMAND - TOTAL	33	22	11	47	16	20
Operational Training	20	14	6	7	7	13
Combat Crew Training	1	-	-	-	-	-
Proficiency Training	4	3	1	2	2	3
Maintenance Test	1	1	-	-	-	-
Aircraft Delivery	1	1	1	2	2	1
Support	3	1	1	15	2	1
Administrative	1	-	-	-	-	-
Special	2	2	2	21	3	2
AIR FORCE LOGISTICS COMMAND - TOTAL	6	4	3	6	2	2
Proficiency Training	2	1	2	1	1	1
Maintenance Test	3	3	1	5	1	1
Administrative	1	-	-	-	-	-
AIR FORCE SYSTEMS COMMAND - TOTAL	12	8	1	1	1	5
Operational Training	7	4	-	-	-	3
Proficiency Training	1	1	1	1	1	1
Aircraft Delivery	1	1	-	-	-	-
Personnel	1	1	-	-	-	-
Support	1	1	-	-	-	1
Administrative	1	-	-	-	-	-
AIR UNIVERSITY - TOTAL	1	1	-	-	-	-
Maintenance Test	1	1	-	-	-	-
AIR TRAINING COMMAND - TOTAL	24	21	7	10	4	20
Operational Training	4	4	1	2	1	4
Student Training	19	17	6	8	3	16
Proficiency Training	1	-	-	-	-	-
ALASKAN AIR COMMAND - TOTAL	2	2	2	11	5	2
Personnel	1	1	1	9	3	1
Administrative	1	1	1	2	2	1

[redacted]

TABLE 14 — USAF AIRCRAFT FLIGHT ACCIDENTS, FATALITIES, AND AIRCRAFT DESTROYED, BY MISSION, BY COMMAND, WORLD-WIDE — FY 1967 (CONTINUED)

COMMAND AND MISSION	ACCIDENTS			FATALITIES		AIRCRAFT DESTROYED
	Total	Major	Fatal	Total	Pilot	
HEADQUARTERS COMMAND, USAF - TOTAL	2	1	-	-	-	-
Personnel	1	-	-	-	-	-
Administrative	1	1	-	-	-	-
MILITARY AIRLIFT COMMAND - TOTAL	13	10	3	14	4	6
Operational Training	4	3	1	2	1	2
Combat	1	1	-	-	-	1
Personnel	1	1	-	-	-	-
Support	2	1	-	-	-	-
Materiel and Supplies	5	4	2	12	3	3
PACIFIC AIR FORCES - TOTAL	167	120	27	124	36	81
Operational Training	38	29	6	27	8	20
Student Training	1	1	1	2	2	1
Combat	78	55	14	25	17	38
Maintenance Test	3	3	-	-	-	2
Aircraft Delivery	4	1	-	-	-	1
Personnel	3	2	1	35	-	2
Special	2	2	-	-	-	1
Support	12	10	2	8	3	7
Administrative	2	2	1	1	1	1
Logistics	4	4	1	25	5	3
Materiel and Supplies	10	5	-	-	-	2
Local Training	1	1	-	-	-	-
Not Reported	9	5	1	1	-	3
STRATEGIC AIR COMMAND - TOTAL	13	8	6	25	10	6
Operational Training	5	4	3	13	4	3
Proficiency Training	2	-	1	1	1	-
Special	2	2	-	-	-	1
Support	3	2	2	11	5	2
Not Reported	1	-	-	-	-	-
TACTICAL AIR COMMAND - TOTAL	92	70	27	41	32	58
Operational Training	70	55	23	35	30	47
Student Training	7	5	1	2	-	2
Combat	1	1	1	2	1	1
Combat Crew Training	3	1	1	1	1	1
Proficiency Training	3	1	-	-	-	-
Maintenance Test	1	1	-	-	-	1
Test Support	1	1	-	-	-	1
Aircraft Delivery	1	1	-	-	-	1
Special	3	3	-	-	-	3
Parked	1	-	-	-	-	-
Not Reported	1	1	1	1	-	1
US AIR FORCES IN EUROPE - TOTAL	23	23	5	9	8	20
Operational Training	18	18	4	8	7	15
Combat Crew Training	1	1	-	-	-	1
Proficiency Training	1	1	-	-	-	1
Aircraft Delivery	1	1	1	1	1	1
Personnel	2	2	-	-	-	2
US AIR FORCES SOUTHERN COMMAND - TOTAL	2	-	-	-	-	-
Operational Training	2	-	-	-	-	-

[redacted]

[redacted]

TABLE 14 — USAF AIRCRAFT FLIGHT ACCIDENTS, FATALITIES, AND AIRCRAFT DESTROYED, BY MISSION, BY COMMAND, WORLD-WIDE — FY 1967 (CONTINUED)

COMMAND AND MISSION	ACCIDENTS			FATALITIES		AIRCRAFT DESTROYED
	Total	Major	Fatal	Total	Pilot	
AIR NATIONAL GUARD - TOTAL	37	32	12	14	11	28
Operational Training	32	28	9	11	9	24
Proficiency Training	3	3	3	3	2	3
Special	1	1	-	-	-	1
Materiel and Supplies	1	-	-	-	-	-
AIR FORCE RESERVE - TOTAL	5	5	2	6	3	4
Operational Training	1	1	1	2	-	1
Air Force Reserve Training	2	2	-	-	-	1
Proficiency Training	1	1	1	4	3	1
Logistics	1	1	-	-	-	1
USAF-AT-LARGE a/- TOTAL	11	10	4	5	3	8
Operational Training	4	4	2	3	2	4
Combat	1	1	1	1	-	1
Maintenance Test	1	-	-	-	-	-
Aircraft Delivery	2	2	1	1	1	1
Personnel	1	1	-	-	-	-
Not Reported	2	2	-	-	-	2
BAILED AIRCRAFT - TOTAL	2	1	-	-	-	1
Operational Training	1	-	-	-	-	-
Test Support	1	1	-	-	-	1

a/ Accidents which are one of several reasons are not charged to a specific command, but are included in USAF Totals.

Source: Records and Statistics Group, Directorate of Aerospace Safety, Deputy Inspector General for Inspection and Safety, USAF.

[redacted]

[redacted]

TABLE 15 — USAF AIRCRAFT FLIGHT ACCIDENTS (MAJOR AND FATAL), FATALITIES, AND AIRCRAFT DESTROYED, BY MISSION AND DESIGN AIRCRAFT, WORLD-WIDE — FY 1967

MISSION AND DESIGN	FLYING HOURS	ACCIDENTS						FATALITIES		AIRCRAFT DESTROYED	
		TOTAL		MAJOR		FATAL					
		Number	Rate	Number	Rate	Number	Rate	Number	Rate	Number	Rate
TOTAL	7,255,462	445	6	338	5	110	2	313	4	261	4
ATTACK - TOTAL	67,062	11	16	9	13	2	3	3	4	6	9
A-1	50,467	8	16	7	14	1	2	1	2	5	10
A-26	16,050	3	19	2	12	1	6	2	12	1	6
A-37	545	-	-	-	-	-	-	-	-	-	-
BOMBER - TOTAL	538,474	24	4	10	2	5	1	19	4	7	1
Turbojet	538,331	24	4	10	2	5	1	19	4	7	1
B-45	245	-	-	-	-	-	-	-	-	-	-
B-47	23,499	2	9	1	4	-	-	1	4	1	4
B-52	390,789	4	1	2	1	1	a/	9	2	1	a/
B-57	69,403	8	12	1	1	1	1	2	3	1	1
B-58	28,819	2	7	2	7	2	7	4	14	2	7
B-66	25,562	8	31	4	16	1	4	3	12	2	8
B-70	14	-	-	-	-	-	-	-	-	-	-
Reciprocating	143	-	-	-	-	-	-	-	-	-	-
B-50	143	-	-	-	-	-	-	-	-	-	-
CARGO - TOTAL	3,018,486	74	2	50	2	16	1	163	5	31	1
Turbojet	772,723	10	1	6	1	4	1	21	3	3	a/
C-6	702	-	-	-	-	-	-	-	-	-	-
C-135	433,857	4	1	1	a/	2	a/	9	2	1	a/
C-137	2,326	-	-	-	-	-	-	-	-	-	-
C-140	10,865	-	-	-	-	-	-	-	-	-	-
C-141	324,973	6	2	5	2	2	1	12	4	2	1
Turboprop	798,906	30	4	18	2	5	1	61	8	10	1
C-8	262	1	382	1	382	-	-	-	-	-	-
C-130	726,048	28	4	16	2	5	1	61	8	9	1
C-133	72,480	1	1	1	1	-	-	-	-	1	1
C-142	116	-	-	-	-	-	-	-	-	-	-
Reciprocating	1,446,857	34	2	26	2	7	a/	81	6	18	1
C-7	50,154	4	8	4	8	-	-	-	-	1	2
C-46	6,279	-	-	-	-	-	-	-	-	-	-
C-47/C-117	279,840	11	4	10	4	2	1	32	11	7	3
C-54	82,514	1	1	1	1	-	-	-	-	1	1
C-97	200,310	-	-	-	-	-	-	-	-	-	-
C-118	76,265	2	3	-	-	-	-	-	-	-	-
C-119	95,856	4	4	4	4	2	2	6	6	3	3
C-121	116,755	4	3	2	2	2	2	34	29	2	2
C-123	112,312	7	6	4	4	1	1	9	8	3	3
C-124	361,489	1	a/	1	a/	-	-	-	-	1	a/
C-131	65,083	-	-	-	-	-	-	-	-	-	-
FIGHTER - TOTAL	1,448,137	242	17	196	14	63	4	90	6	165	11
F-4	390,613	62	16	51	13	16	4	33	8	40	10
F-5	13,982	5	36	4	29	3	21	3	21	4	29
F-6	6	-	-	-	-	-	-	-	-	-	-
F-51	-	1	-	1	-	-	-	-	-	-	-
F-84	68,295	13	19	11	16	4	6	6	9	11	16

[redacted]

DOWNGRADED AT 3 YEAR INTERVALS; DECLASSIFIED AFTER 12 YEARS. DOD DIR. 5200.10

TABLE 15 — USAF AIRCRAFT FLIGHT ACCIDENTS (MAJOR AND FATAL), FATALITIES, AND AIRCRAFT DESTROYED, BY MISSION AND DESIGN AIRCRAFT, WORLD-WIDE — FY 1967 (CONTINUED)

MISSION AND DESIGN	FLYING HOURS	ACCIDENTS						FATALITIES		AIRCRAFT DESTROYED	
		TOTAL		MAJOR		FATAL					
		Number	Rate	Number	Rate	Number	Rate	Number	Rate	Number	Rate
FIGHTER - TOTAL (Continued)											
F-86F	31	-	-	-	-	-	-	-	-	-	-
F-86H	13,214	2	15	2	15	-	-	-	-	1	8
F-89	14,762	-	-	-	-	-	-	-	-	-	-
F-100	317,112	59	19	40	13	16	5	19	6	38	12
F-101	129,420	21	16	19	15	4	3	5	4	13	10
F-102	191,123	29	15	25	13	3	2	4	2	20	10
F-104	56,588	16	28	14	25	7	12	9	16	14	25
F-105	185,572	26	14	24	13	7	4	8	4	20	11
F-106	65,364	7	11	4	6	2	3	2	3	3	5
F-111	2,055	1	49	1	49	1	49	1	49	1	49
TRAINER - TOTAL	1,570,554	37	2	31	2	13	1	23	1	26	2
Turbojet	1,313,421	31	2	26	2	10	1	18	1	22	2
T-33	356,333	15	4	12	3	6	2	12	3	9	3
T-37	387,196	3	1	3	1	2	1	3	1	4	1
T-38	414,329	11	3	10	2	2	a/	3	1	8	2
T-39	155,563	2	1	1	1	-	-	-	-	1	1
Reciprocating	257,133	6	2	5	2	3	1	5	2	4	2
T-28	51,771	5	10	4	8	3	6	5	10	3	6
T-29	205,362	1	a/	1	a/	-	-	-	-	1	a/
UTILITY - TOTAL	445,657	38	9	26	6	7	2	8	2	15	3
O-1	270,225	27	10	18	7	5	2	5	2	11	4
O-2	2,203	-	-	-	-	-	-	-	-	-	-
U-1	1,017	-	-	-	-	-	-	-	-	-	-
U-3	90,292	3	3	-	-	-	-	-	-	-	-
U-4	6,184	-	-	-	-	-	-	-	-	-	-
U-6	20,926	3	14	3	14	1	5	2	10	2	10
U-10	26,192	5	19	5	19	1	4	1	4	2	8
U-16	28,618	-	-	-	-	-	-	-	-	-	-
HELICOPTER - TOTAL	167,070	15	9	12	7	3	2	6	4	7	4
Turboroto	132,619	11	8	9	7	3	2	6	5	6	5
H-1	53,023	4	8	4	8	2	4	5	9	3	6
H-3	30,185	5	17	3	10	1	3	1	3	2	7
H-43	48,878	2	4	2	4	-	-	-	-	1	2
H-53	533	-	-	-	-	-	-	-	-	-	-
Reciprocating	34,451	4	12	3	9	-	-	-	-	1	3
H-13	1,296	-	-	-	-	-	-	-	-	-	-
H-19	20,984	4	19	3	14	-	-	-	-	1	5
H-21	12,171	-	-	-	-	-	-	-	-	-	-
OTHER - TOTAL	22	4	b/	4	b/	1	b/	1	b/	4	b/

a/ Rate less than .5
b/ Rate not significant

Source: Records and Statistics Group, Directorate of Aerospace Safety, Deputy Inspector General for Inspection and Safety, USAF.

DOWNGRADED AT 3 YEAR INTERVALS;
DECLASSIFIED AFTER 12 YEARS.
DOD DIR. 5200.10

[redacted]

TABLE 16 — MAJOR AIRCRAFT FLIGHT ACCIDENTS, BY MISSION AND DESIGN AIRCRAFT, BY CAUSE FACTOR, WORLD-WIDE — FY 1967

MISSION AND DESIGN	MAJOR ACCIDENT TOTAL	CAUSE FACTORS a/											
		Pilot Error		Supervisor Personnel		Maintenance Personnel		Materiel Failure		Other b/		Undetermined	
		Primary	All	Primary	All	Primary	All	Primary	All	Primary	All	Primary	All
TOTAL	338	126	251	15	76	21	65	110	277	15	239	51	51
ATTACK - TOTAL	9	6	12	-	3	-	-	2	7	-	3	1	1
A-1	7	5	10	-	1	-	-	1	6	-	3	1	1
A-26	2	1	2	-	2	-	-	1	1	-	-	-	-
BOMBER - TOTAL	10	4	7	-	1	-	1	4	11	-	9	2	2
Turbojet	10	4	7	-	1	-	1	4	11	-	9	2	2
B-47	1	1	1	-	-	-	-	-	-	-	1	-	-
B-52	2	1	1	-	1	-	-	1	1	-	2	-	-
B-57	1	1	2	-	-	-	-	-	1	-	-	-	-
B-58	2	1	1	-	-	-	-	-	1	-	3	1	1
B-66	4	-	2	-	-	-	1	3	8	-	3	1	1
CARGO - TOTAL	50	20	44	6	16	3	11	13	32	1	47	7	7
Turbojet	6	3	4	-	-	1	4	2	7	-	4	-	-
C-135	1	1	1	-	-	-	-	-	1	-	2	-	-
C-141	5	2	3	-	-	1	4	2	6	-	2	-	-
Turboprop	18	6	17	1	7	1	2	7	9	1	22	2	2
C-8	1	-	1	-	-	-	-	1	1	-	1	-	-
C-130	16	6	16	1	7	1	2	5	7	1	20	2	2
C-133	1	-	-	-	-	-	-	1	1	-	1	-	-
Reciprocating	26	11	23	5	9	1	5	4	16	-	21	5	5
C-7	4	2	5	2	4	-	-	-	-	-	5	-	-
C-47/C-117	10	4	10	2	3	1	4	1	10	-	9	2	2
C-54	1	1	2	-	-	-	-	-	-	-	1	-	-
C-119	4	2	3	-	-	-	-	1	3	-	-	1	1
C-121	2	-	-	-	-	-	1	-	-	-	1	2	2
C-123	4	2	2	-	1	-	-	2	2	-	3	-	-
C-124	1	-	1	1	1	-	-	-	1	-	2	-	-
FIGHTER - TOTAL	196	62	129	3	38	13	41	77	188	8	134	33	33
F-4	51	20	46	1	12	1	4	15	50	1	46	13	13
F-5	4	2	2	-	2	-	-	2	5	-	-	-	-
F-51	1	-	-	-	-	-	1	-	1	-	-	1	1
F-84	11	5	10	1	5	-	-	2	9	1	8	2	2
F-86H	2	1	1	-	2	1	2	-	1	-	1	-	-
F-100	40	14	27	-	10	4	12	14	27	2	18	6	6
F-101	19	7	12	-	4	1	6	6	11	2	20	3	3
F-102	25	7	14	-	-	4	8	12	20	1	15	1	1
F-104	14	1	5	-	2	1	2	8	22	-	9	4	4
F-105	24	4	8	-	-	1	6	17	35	-	13	2	2
F-106	4	1	3	-	-	-	-	1	4	1	4	1	1
F-111	1	-	1	1	1	-	-	-	3	-	-	-	-

[redacted]

TABLE 16 — MAJOR AIRCRAFT FLIGHT ACCIDENTS, BY MISSION AND DESIGN AIRCRAFT, BY CAUSE FACTOR, WORLD-WIDE — FY 1967 (CONTINUED)

MISSION AND DESIGN	MAJOR ACCIDENT TOTAL	CAUSE FACTORS a/											
		Pilot Error		Supervisor Personnel		Maintenance Personnel		Materiel Failure		Other b/		Undetermined	
		Primary	All	Primary	All	Primary	All	Primary	All	Primary	All	Primary	All
TRAINER - TOTAL	31	16	29	3	7	-	6	6	20	2	14	4	4
Turbojet	26	14	25	3	6	-	4	4	15	2	12	3	3
T-33	12	5	13	-	-	-	3	4	12	-	5	3	3
T-37	3	2	2	1	2	-	-	-	1	-	-	-	-
T-38	10	7	9	1	3	-	-	-	2	2	7	-	-
T-39	1	-	1	1	1	-	1	-	-	-	-	-	-
Reciprocating	5	2	4	-	1	-	2	2	5	-	2	1	1
T-28	4	1	3	-	1	-	2	2	4	-	-	1	1
T-29	1	1	1	-	-	-	-	-	1	-	2	-	-
UTILITY - TOTAL	26	12	19	2	6	3	4	4	9	3	22	2	2
O-1	18	8	14	1	5	3	4	2	6	3	11	1	1
U-6	3	2	2	-	-	-	-	1	1	-	6	-	-
U-10	5	2	3	1	1	-	-	1	2	-	5	1	1
HELICOPTER - TOTAL	12	4	7	1	3	2	2	4	8	1	8	-	-
Turborotor	9	3	4	-	2	2	2	3	7	1	8	-	-
H-1	4	1	1	-	-	-	-	2	4	1	3	-	-
H-3	3	2	2	-	1	-	-	1	3	-	3	-	-
H-43	2	-	1	-	1	2	2	-	-	-	2	-	-
Reciprocating	3	1	3	1	1	-	-	1	1	-	-	-	-
H-19	3	1	3	1	1	-	-	1	1	-	-	-	-
OTHER - TOTAL	4	2	4	-	2	-	-	-	2	-	2	2	2

a/ There is only one primary cause factor per accident. Since many accidents have multiple causes the total of "all" causes may exceed the total of major accidents.

b/ Includes other crew member errors, other personnel, miscellaneous unsafe conditions, weather, and airbase and airways.

Source: Records and Statistics Group, Directorate of Aerospace Safety, Deputy Inspector General for Inspection and Safety, USAF.

[redacted]

TABLE 17 — MAJOR AIRCRAFT FLIGHT ACCIDENTS, BY MISSION AND DESIGN AIRCRAFT, BY PHASE OF OPERATION, WORLD-WIDE — FY 1967

MISSION AND DESIGN	MAJOR ACCIDENT	PHASE OF OPERATION					
		Taxiing	Take-Off	In Flight	Landing	Go Around	Miscel-laneous
TOTAL	338	5	43	166	111	11	2
ATTACK - TOTAL	9	-	2	3	3	1	-
A-1	7	-	2	3	1	1	-
A-26	2	-	-	-	2	-	-
BOMBER - TOTAL	10	-	1	5	4	-	-
Turbojet	10	-	1	5	4	-	-
B-47	1	-	-	-	1	-	-
B-52	2	-	1	1	-	-	-
B-57	1	-	-	1	-	-	-
B-58	2	-	-	2	-	-	-
B-66	4	-	-	1	3	-	-
CARGO - TOTAL	50	4	8	12	20	5	1
Turbojet	6	1	2	2	1	-	-
C-135	1	-	-	-	1	-	-
C-141	5	1	2	2	-	-	-
Turboprop	18	1	3	4	8	2	-
C-8	1	-	-	-	1	-	-
C-130	16	1	3	3	7	2	-
C-133	1	-	-	1	-	-	-
Reciprocating	26	2	3	6	11	3	1
C-7	4	-	-	-	4	-	-
C-47/C-117	10	2	3	1	1	2	1
C-54	1	-	-	-	1	-	-
C-119	4	-	-	3	1	-	-
C-121	2	-	-	2	-	-	-
C-123	4	-	-	-	4	-	-
C-124	1	-	-	-	-	1	-
FIGHTER - TOTAL	196	1	24	111	57	2	1
F-4	51	-	8	25	18	-	-
F-5	4	-	1	1	1	1	-
F-51	1	-	-	-	1	-	-
F-84	11	-	1	8	2	-	-
F-86H	2	-	-	2	-	-	-
F-100	40	-	3	29	7	1	-
F-101	19	-	2	7	10	-	-
F-102	25	1	4	13	6	-	1
F-104	14	-	1	10	3	-	-
F-105	24	-	3	15	6	-	-
F-106	4	-	1	1	2	-	-
F-111	1	-	-	-	1	-	-

[redacted]

TABLE 17 — MAJOR AIRCRAFT FLIGHT ACCIDENTS, BY MISSION AND DESIGN AIRCRAFT, BY PHASE OF OPERATION, WORLD-WIDE — FY 1967 (CONTINUED)

MISSION AND DESIGN	MAJOR ACCIDENT	PHASE OF OPERATION					
		Taxiing	Take-Off	In Flight	Landing	Go Around	Miscel-laneous
TRAINING - TOTAL	31	-	2	17	11	1	-
Turbojet	26	-	2	13	11	-	-
T-33	12	-	2	5	5	-	-
T-37	3	-	-	3	-	-	-
T-38	10	-	-	5	5	-	-
T-39	1	-	-	-	1	-	-
Reciprocating	5	-	-	4	-	1	-
T-28	4	-	-	4	-	-	-
T-29	1	-	-	-	-	1	-
UTILITY - TOTAL	26	-	3	9	12	2	-
O-1	18	-	1	8	7	2	-
U-6	3	-	1	1	1	-	-
U-10	5	-	1	-	4	-	-
HELICOPTER - TOTAL	12	-	3	6	3	-	-
Turborotor	9	-	3	3	3	-	-
H-1	4	-	-	3	1	-	-
H-3	3	-	1	-	2	-	-
H-43	2	-	2	-	-	-	-
Reciprocating	3	-	-	3	-	-	-
H-19	3	-	-	3	-	-	-
OTHER - TOTAL	4	-	-	3	1	-	-

Source: Records and Statistics Group, Directorate of Aerospace Safety, Deputy Inspection General for Inspection and Safety, USAF.

[redacted]

TABLE 18 — PERSONNEL FATALITIES AND INJURIES IN AIRCRAFT ACCIDENTS, BY MISSION AND DESIGN AIRCRAFT, WORLD-WIDE — FY 1967

MISSION AND DESIGN	ALL PERSONNEL INJURIES				USAF RATED PERSONNEL INJURIES			
	Total	Fatal	Major	Minor	Total	Fatal	Major	Minor
TOTAL	445	313	96	36	245	157	68	20
ATTACK - TOTAL	7	3	4	-	4	2	2	-
A-1	3	1	2	-	1	-	1	-
A-6	2	-	2	-	1	-	1	-
A-26	2	2	-	-	2	2	-	-
BOMBER - TOTAL	23	19	2	2	19	15	2	2
Turbojet	23	19	2	2	19	15	2	2
B-47	3	1	2	-	2	-	2	-
B-52	9	9	-	-	7	7	-	-
B-57	2	2	-	-	2	2	-	-
B-58	6	4	-	2	6	4	-	2
B-66	3	3	-	-	2	2	-	-
CARGO - TOTAL	195	163	21	11	52	41	7	4
Turbojet	26	21	3	2	11	10	-	1
C-135	9	9	-	-	5	5	-	-
C-141	17	12	3	2	6	5	-	1
Turboprop	78	61	13	4	13	9	3	1
C-130	76	61	11	4	12	9	2	1
C-133	2	-	2	-	1	-	1	-
Reciprocating	91	81	5	5	28	22	4	2
C-47/C-117	35	32	3	-	12	9	3	-
C-54	1	-	-	1	1	-	-	1
C-119	10	6	-	4	4	3	-	1
C-121	35	34	1	-	8	7	1	-
C-123	10	9	1	-	3	3	-	-
FIGHTER - TOTAL	149	90	46	13	129	75	42	12
F-4	66	33	28	5	57	25	27	5
F-5	4	3	1	-	3	2	1	-
F-84	8	6	2	-	6	4	2	-
F-86	1	-	1	-	-	-	-	-
F-100	25	19	4	2	26	20	4	2
F-101	8	5	2	1	7	4	2	1
F-102	10	4	2	4	10	4	2	4
F-104	11	9	1	1	7	6	1	-
F-105	12	8	4	-	9	7	2	-
F-106	2	2	-	-	2	2	-	-
F-111	2	1	1	-	2	1	1	-
TRAINER - TOTAL	33	23	4	6	16	12	3	1
Turbojet	28	18	4	6	13	9	3	1
T-33	16	12	2	2	7	6	1	-
T-37	6	3	-	3	3	2	-	1
T-38	5	3	1	1	2	1	1	-
T-39	1	-	1	-	1	-	1	-

[redacted]

TABLE 18 — PERSONNEL FATALITIES AND INJURIES IN AIRCRAFT ACCIDENTS, BY MISSION AND DESIGN AIRCRAFT, WORLD-WIDE — FY 1967 (CONTINUED)

MISSION AND DESIGN	ALL PERSONNEL INJURIES				USAF RATED PERSONNEL INJURIES			
	Total	Fatal	Major	Minor	Total	Fatal	Major	Minor
TRAINER - TOTAL (Continued)								
Reciprocating	5	5	-	-	3	3	-	-
T-28	5	5	-	-	3	3	-	-
UTILITY - TOTAL	20	8	10	2	15	8	6	1
O-1	15	5	10	-	11	5	6	-
U-6	4	2	-	2	3	2	-	1
U-10	1	1	-	-	1	1	-	-
HELICOPTER - TOTAL	16	6	8	2	8	3	5	-
Turborotor	16	6	8	2	8	3	5	-
H-1	10	5	5	-	6	3	3	-
H-3	2	1	-	1	-	-	-	-
H-43	4	-	3	1	2	-	2	-
OTHER - TOTAL	2	1	1	-	2	1	1	-

Source: Records and Statistics Group, Directorate of Aerospace Safety, Deputy Inspector General for Inspection and Safety, USAF.

[redacted]

TABLE 19 — SOUTHEAST ASIA AIRCRAFT FLIGHT ACCIDENTS — FY 1967 AND FY 1966

TYPE AND MODEL	MAJOR ACCIDENTS		MINOR ACCIDENTS		ALL ACCIDENTS		FATAL ACCIDENTS		ALL FATALITIES		PILOT FATALITIES		AIRCRAFT DESTROYED	
	1967	1966	1967	1966	1967	1966	1967	1966	1967	1966	1967	1966	1967	1966
AIRCRAFT - TOTAL	116	109	46	29	162	138	26	21	124	172	33	25	78	71
Attack - Total	4	17	-	3	4	20	1	5	2	7	1	6	3	10
A-1	2	17	-	3	2	20	-	5	-	7	-	6	2	10
A-26	2	-	-	-	2	-	1	-	2	-	1	-	1	-
Bomber - Total	2	4	6	-	8	4	-	1	-	2	-	1	-	5
B-52	-	-	-	-	-	-	-	-	-	-	-	-	-	-
B-57	-	4	4	-	4	4	-	1	-	2	-	1	-	5
B-66	2	-	2	-	4	-	-	-	-	-	-	-	-	-
Cargo - Total	23	20	11	6	34	26	7	5	92	140	12	9	14	11
C-7	2	-	-	-	2	-	-	-	-	-	-	-	1	-
C-47	6	1	-	1	6	2	2	-	32	-	7	-	4	1
C-121	-	-	1	-	1	-	-	-	-	-	-	-	-	-
C-123	3	11	2	2	5	13	-	2	-	131	-	4	2	6
C-130	10	8	7	3	17	11	3	3	48	9	2	5	5	4
C-135	-	-	1	-	1	-	-	-	-	-	-	-	-	-
C-141	2	-	-	-	2	-	2	-	12	-	3	-	2	-
Fighter - Total	60	34	18	15	78	49	11	4	22	15	13	3	43	25
F-4	27	8	5	2	32	10	7	-	18	-	10	-	20	3
F-5	2	-	1	-	3	-	1	-	1	-	1	-	2	-
F-100	4	6	9	9	13	15	1	-	1	-	1	-	2	4
F-101	7	1	-	1	7	2	-	-	-	-	-	-	4	1
F-102	6	-	2	-	8	-	-	-	-	-	-	-	3	-
F-104	4	1	-	1	4	2	1	-	1	-	-	-	4	2
F-105	10	18	1	2	11	20	1	4	1	15	1	3	8	15
Trainer - Total	1	-	-	-	1	-	1	-	2	-	2	-	1	-
T-28	1	-	-	-	1	-	1	-	2	-	2	-	1	-
T-39	-	-	-	-	-	-	-	-	-	-	-	-	-	-
Utility - Total	21	32	10	3	31	35	5	6	5	8	5	6	13	20
O-1	15	24	9	3	24	27	4	6	4	8	4	6	10	17
U-3	-	-	1	-	1	-	-	-	-	-	-	-	-	-
U-6	2	1	-	-	2	1	-	-	-	-	-	-	1	-
U-10	4	6	-	-	4	6	1	-	1	-	1	-	2	2
U-16	-	1	-	-	-	1	-	-	-	-	-	-	-	1
Helicopter - Total	4	2	1	2	5	4	1	-	1	-	-	-	3	-
H-1	1	-	-	-	1	-	-	-	-	-	-	-	1	-
H-3	3	1	1	-	4	1	1	-	1	-	-	-	2	-
H-43	-	1	-	2	-	3	-	-	-	-	-	-	-	-
Other - Total	1	-	-	-	1	-	-	-	-	-	-	-	1	-

Source: Records and Statistics Group, Directorate of Aerospace Safety, Deputy Inspector General for Inspection and Safety, USAF

[redacted]

GROUND ACCIDENTS

INTRODUCTION

The contents of this section are United States Air Force ground accident statistics. Accidents of the Air Force Reserve and the Air National Guard are not included.

DEFINITIONS

ACCIDENT, GROUND - Any accident, which occurs on or off an Air Force installation, base, or site, which involves Air Force military personnel, Air Force civilian personnel on duty, or Air Force property. (See AFR 127-4)

ACCIDENT, PRIVATE MOTOR VEHICLE - A motor vehicle accident involving only non-Air Force motor vehicles, or, if both Air Force and non-Air Force vehicles were involved, the Air Force motor vehicle was not being operated at the time of the accident. Disabling injury to a USAF person is a requisite of this classification. (See AFR 127-4)

ACCIDENT, USAF (GOVERNMENT) MOTOR VEHICLES - An accident involving the operation of an Air Force motor vehicle which results in injury to USAF or non-USAF persons or damage to vehicles or property without regard to ownership. (See AFR 127-4)

COST PER CAPITA

$$\frac{\text{Cost of Injuries + Cost of Fatalities + Cost of Property Damage}}{\text{Total Command Strength(Average Military and Average Civilian)}}$$

INJURY, DISABLING - An injury which results in death, permanent total, permanent partial, or temporary total condition which, in the opinion of a medical authority, makes it impossible for the injured to return to duty at any time during the calendar day following the day of injury.

INJURY, NON-DISABLING - A non-disabling injury is an injury which, although requiring medical attention, would not keep the injured person from performing his assigned duties during the next calendar day or any subsequent day. This injury is generally known as a first-aid case.

RATES - All rates are expressed in number of injuries or accidents per 1,000,000 units of exposure. Units of exposure are mandays for military personnel, manhours for civilian personnel and miles for government motor vehicles.

TABLE 20 — MILITARY PERSONNEL DISABLING AND NON-DISABLING INJURY EXPERIENCE BY COMMAND, WORLD-WIDE — FY 1967

LOCATION	DISABLING INJURIES					MAN-DAYS LOST FROM TEMPORARY TOTAL	MAN-DAYS OF EXPOSURE	RATE	NON-DISABLING INJURIES
	Total	Fatal	Permanent Total	Permanent Partial	Temporary Total				
WORLD-WIDE - TOTAL	7,527	544	5	62	6,916	111,805	326,860,040	23.0	81,678
Aeronautical Chart and Information Center	2	-	-	-	2	27	110,300	18.1	6
Air Defense Command	728	69	-	5	654	11,204	29,600,206	24.6	7,238
Air Force Accounting and Finance Center	1	-	-	-	1	20	42,315	23.6	-
Air Force Communications Service	441	19	-	4	418	7,319	17,340,111	25.4	2,060
Air Force Logistics Command	163	7	-	2	154	2,800	5,574,761	29.2	1,731
Air Force Systems Command	325	30	-	2	293	4,593	10,892,787	29.8	3,012
Air Training Command	908	59	1	4	844	10,184	48,995,432	18.5	10,215
Air University	92	4	-	1	87	885	3,555,074	25.9	599
Alaskan Air Command	80	2	-	-	78	1,169	3,741,239	21.4	1,445
Continental Air Command	10	-	-	-	10	303	519,492	19.2	39
Headquarters Command, USAF	121	9	-	1	111	2,365	11,909,024	10.2	1,159
Military Airlift Command	799	51	1	16	731	12,527	29,130,459	27.4	5,982
Office of Aerospace Research	-	-	-	-	-	-	187,763	-	4
Pacific Air Forces	850	46	-	10	794	17,581	40,264,226	21.1	12,737
Strategic Air Command	1,414	121	1	4	1,288	18,751	62,920,678	22.5	20,621
Tactical Air Command	738	78	2	7	651	10,940	30,208,919	24.4	7,561
USAF Academy a/	30	1	-	1	28	406	672,729	44.6	139
US Air Forces in Europe	646	35	-	4	607	7,412	21,126,586	30.6	5,306
US Air Forces Southern Command	27	-	-	-	27	245	932,879	28.9	160
USAF Security Service	152	13	-	1	138	3,074	9,135,060	16.6	1,664

a/ Excludes Cadets

Source: Records and Statistics Group, Directorate of Aerospace Safety, Deputy Inspector General for Inspection and Safety, USAF.

TABLE 21 — ON-DUTY MILITARY PERSONNEL DISABLING INJURY EXPERIENCE BY COMMAND, WORLD-WIDE — FY 1967

LOCATION	DISABLING INJURIES					MAN-DAYS LOST FROM TEMPORARY TOTAL	MAN-DAYS OF EXPOSURE	DIS-ABLING INJURY RATE
	Total	Fatal	Perma-nent Total	Perma-nent Partial	Tempo-rary Total			
WORLD-WIDE - TOTAL	1,528	32	-	11	1,485	20,775	108,953,346	14.0
Aeronautical Chart and Information Center	1	-	-	-	1	7	36,767	27.2
Air Defense Command	96	4	-	-	92	1,744	9,866,736	9.7
Air Force Accounting and Finance Center	-	-	-	-	-	-	14,104	-
Air Force Communications Service	56	1	-	1	54	674	5,780,037	9.7
Air Force Logistics Command	35	-	-	1	34	573	1,858,253	18.8
Air Force Systems Command	59	3	-	-	56	958	3,630,929	16.2
Air Training Command	220	-	-	-	220	1,774	16,331,810	13.5
Air University	14	-	-	-	14	138	1,185,025	11.8
Alaskan Air Command	23	-	-	-	23	390	1,247,079	18.4
Continental Air Command	2	-	-	-	2	15	173,163	11.5
Headquarters Command, USAF	29	-	-	-	29	491	3,969,675	7.3
Military Airlift Command	186	2	-	7	177	2,416	9,710,153	19.2
Office of Aerospace Research	-	-	-	-	-	-	62,588	-
Pacific Air Forces	287	10	-	1	276	5,803	13,421,408	21.4
Strategic Air Command	224	5	-	-	219	2,517	20,973,560	10.7
Tactical Air Command	114	2	-	1	111	1,398	10,069,640	11.3
USAF Academy a/	22	-	-	-	22	375	224,244	98.1
US Air Forces in Europe	141	4	-	-	137	1,193	7,042,196	20.0
US Air Forces Southern Command	7	-	-	-	7	38	310,959	22.5
USAF Security Service	12	1	-	-	11	271	3,045,020	3.9

a/ Excludes Cadets

Source: Records and Statistics Group, Directorate of Aerospace Safety, Deputy Inspector General for Inspection and Safety, USAF.

310-159 O - 68 - 10

TABLE 22 — OFF-DUTY MILITARY PERSONNEL DISABLING INJURY EXPERIENCE BY COMMAND, WORLD-WIDE — FY 1967

LOCATION	DISABLING INJURIES					MAN-DAYS LOST FROM TEMPORARY TOTAL	MAN-DAYS OF EXPOSURE	DIS-ABLING INJURY RATE
	Total	Fatal	Perma-nent Total	Perma-nent Partial	Tempo-rary Total			
WORLD-WIDE - TOTAL	5,999	512	5	51	5,431	91,030	217,906,694	27.5
Aeronautical Chart and Information Center	1	-	-	-	1	20	73,533	13.6
Air Defense Command	632	65	-	5	562	9,460	19,733,470	32.0
Air Force Accounting and Finance Center	1	-	-	-	1	20	28,211	35.4
Air Force Communications Service	385	18	-	3	364	6,645	11,560,074	33.3
Air Force Logistics Command	128	7	-	1	120	2,227	3,716,508	34.4
Air Force Systems Command	266	27	-	2	237	3,635	7,261,858	36.6
Air Training Command	688	59	1	4	624	8,410	32,663,622	21.1
Air University	78	4	-	1	73	747	2,370,049	32.9
Alaskan Air Command	57	2	-	-	55	779	2,494,160	22.9
Continental Air Command	8	-	-	-	8	288	346,329	23.1
Headquarters Command, USAF	92	9	-	1	82	1,874	7,939,349	11.6
Military Airlift Command	613	49	1	9	554	10,111	19,420,306	31.6
Office of Aerospace Research	-	-	-	-	-	-	125,175	-
Pacific Air Forces	563	36	-	9	518	11,778	26,842,818	21.0
Strategic Air Command	1,190	116	1	4	1,069	16,234	41,947,118	28.4
Tactical Air Command	624	76	2	6	540	9,542	20,139,279	31.0
USAF Academy a/	8	1	-	1	6	31	448,485	17.8
US Air Forces in Europe	505	31	-	4	470	6,219	14,084,390	35.9
US Air Forces Southern Command	20	-	-	-	20	207	621,920	32.2
USAF Security Service	140	12	-	1	127	2,803	6,090,040	23.0

a/ Excludes Cadets

Source: Records and Statistics Group, Directorate of Aerospace Safety, Deputy Inspector General for Inspection and Safety, USAF

TABLE 23 — ON-DUTY CIVILIAN PERSONNEL DISABLING AND NON-DISABLING INJURY EXPERIENCE BY COMMAND, WORLD-WIDE — FY 1967

LOCATION	DISABLING INJURIES					MAN-DAYS LOST FROM TEMPORARY TOTAL	MAN-HOURS OF EXPLOSURE	RATE	NON-DISABLING INJURIES
	Total	Fatal	Permanent Total	Permanent Partial	Temporary Total				
WORLD-WIDE - TOTAL	1,196	6	-	6	1,184	11,990	611,606,864	2.0	30,997
Aeronautical Chart and Information Center	25	-	-	-	25	133	8,001,598	3.1	512
Air Defense Command	35	-	-	-	35	522	25,478,393	1.4	512
Air Force Accounting and Finance Center	3	-	-	-	3	10	3,739,713	0.8	80
Air Force Communications Service	10	-	-	-	10	72	10,556,013	0.9	54
Air Force Logistics Command	479	4	-	1	474	4,815	275,059,894	1.7	21,300
Air Force Systems Command	158	1	-	2	155	1,608	66,912,472	2.4	2,350
Air Training Command	149	-	-	-	149	1,036	45,532,875	3.3	1,736
Air University	26	-	-	1	25	172	5,296,216	4.9	76
Alaskan Air Command	4	-	-	-	4	50	5,114,824	0.8	321
Continental Air Command	33	-	-	-	33	346	18,453,752	1.8	436
Headquarters Command, USAF	9	-	-	-	9	60	21,658,032	0.4	327
Military Airlift Command	86	-	-	-	86	733	31,904,613	2.7	931
Office of Aerospace Research	-	-	-	-	-	-	2,914,700	-	11
Pacific Air Forces	11	-	-	1	10	100	9,372,640	1.2	129
Strategic Air Command	67	1	-	1	65	1,135	45,468,809	1.5	1,238
Tactical Air Command	36	-	-	-	36	403	22,978,360	1.6	569
USAF Academy	61	-	-	-	61	765	3,723,375	16.4	324
US Air Forces in Europe	3	-	-	-	3	23	6,294,338	0.5	12
US Air Forces Southern Command	-	-	-	-	-	-	484,948	-	-
USAF Security Service	1	-	-	-	1	7	2,661,299	0.4	79

Source: Records and Statistics Group, Directorate of Aerospace Safety, Deputy Inspector General for Inspection and Safety, USAF.

TABLE 24 — USAF MOTOR VEHICLE GROUND ACCIDENT EXPERIENCE AND COST BY COMMAND, WORLD-WIDE FY 1967

LOCATION	USAF MOTOR VEHICLE EXPERIENCE						COST CHARGE TO USAF MOTOR VEHICLE ACCIDENTS				
	Accidents	Miles Operated	Accident Rates	Vehicles Damaged	Days Out of Service	Average Days Out Of Service Per Vehicle Damaged	Average Cost Per Accident	Total (Property and Disabling Injury)	USAF Motor Vehicle Damage	Other USAF Property Damage in Motor Vehicle Accidents	Disabling Injury (Military and On-Duty Civilians)
WORLD-WIDE - TOTAL	2,159	688,476,206	3.1	2,022	18,188	9	$ 721	$ 1,557,564	$ 775,710	$ 96,180	$ 685,674
Aeronautical Chart and Information Center	1	276,001	3.6	1	2	2	90	90	90	-	-
Air Defense Command	154	44,090,738	3.5	149	1,027	7	1,122	172,820	54,730	3,390	114,700
Air Force Accounting and Finance Center	1	356	-	1	2	2	180	180	180	-	-
Air Force Communications Service	85	16,745,043	5.1	78	1,603	21	1,024	87,070	32,080	2,390	52,600
Air Force Logistics Command	177	49,294,476	3.6	154	1,060	7	302	53,468	43,080	7,940	2,448
Air Force Systems Command	94	33,932,980	2.8	87	802	9	782	73,546	34,270	1,440	37,836
Air Training Command	161	54,203,702	3.0	150	1,218	8	384	61,872	48,200	9,360	4,312
Air University	6	2,280,772	2.6	5	16	3	90	540	540	-	-
Alaskan Air Command	32	9,974,207	3.2	32	292	9	410	13,120	10,170	-	2,950
Continental Air Command	15	5,029,598	3.0	14	129	9	235	3,528	3,420	-	108
Headquarters Command, USAF	92	16,946,852	5.4	91	587	6	301	27,650	24,860	340	2,450
Military Airlift Command	144	40,821,457	3.5	129	1,085	8	1,611	232,016	42,670	17,980	171,366
Office of Aerospace Research	-	163,464	-	-	-	-	-	-	-	-	-
Pacific Air Forces	381	122,577,393	3.1	354	3,586	10	688	262,290	135,260	12,730	114,300
Strategic Air Command	316	148,669,815	2.1	302	2,413	8	658	207,842	140,850	19,130	47,862
Tactical Air Command	160	47,849,441	3.3	146	1,120	8	1,057	169,130	70,960	13,770	84,400
USAF Academy a/	24	3,747,671	6.4	22	74	3	315	7,564	6,560	-	1,004
US Air Forces in Europe	285	80,544,156	3.5	280	2,940	11	550	156,658	101,710	7,210	47,738
US Air Forces Southern Command	10	3,002,377	3.3	10	40	4	1,331	13,310	12,760	150	400
USAF Security Services	21	8,325,707	2.5	17	192	11	708	14,870	13,320	350	1,200

a/ Excludes Cadets

Source: Records and Statistics Group, Directorate of Aerospace Safety, Deputy Inspector General for Inspection and Safety, USAF

TABLE 25 — GROUND ACCIDENT COST ANALYSES BY COMMAND, WORLD-WIDE — FY 1967

LOCATION	COST				
	Per Capita	Total	Military Injury	Civilian Injury	Property Damage
WORLD-WIDE - TOTAL	$ 32.19	$ 38,266,510	$ 29,407,742	$ 1,047,278	$ 7,811,490
Aeronautical Chart and Information Center	2.68	11,086	1,434	9,562	90
Air Defense Command	51.85	4,837,046	3,336,532	16,564	1,483,950
Air Force Accounting and Finance Center	1.30	2,480	1,000	1,300	180
Air Force Communications Service	25.04	1,316,352	1,267,790	2,052	46,510
Air Force Logistics Command	12.21	1,795,944	513,234	625,120	657,590
Air Force Systems Command	27.44	1,698,552	1,425,818	136,344	136,390
Air Training Command	20.04	3,125,142	3,007,210	42,952	74,980
Air University	21.12	259,316	244,636	12,410	2,270
Alaskan Air Command	13.55	172,374	148,680	5,394	18,300
Continental Air Command	4.03	41,348	15,696	12,332	13,320
Headquarters Command, USAF	13.60	585,084	501,476	5,658	77,950
Military Airlift Command	40.00	3,803,666	3,409,098	26,228	368,340
Office of Aerospace Research	0.11	210	56	154	-
Pacific Air Forces	33.23	3,817,454	3,187,368	11,856	618,230
Strategic Air Command	49.41	9,594,466	5,751,244	104,012	3,739,210
Tactical Air Command	43.24	4,055,784	3,910,854	15,220	129,710
USAF Academy a/	37.14	134,852	109,246	18,306	7,300
US Air Forces in Europe	32.93	2,004,696	1,877,884	582	126,230
US Air Forces Southern Command	9.83	27,400	14,490	-	12,910
USAF Security Service	26.66	701,418	683,996	1,232	16,190
USAF-AT-LARGE	-	281,840	-	-	281,840

a/ Excludes Cadets

Source: Records and Statistics Group, Directorate of Aerospace Safety, Deputy Inspector General for Inspection and Safety, USAF.

TABLE 26 — MILITARY PERSONNEL DISABLING INJURY LOSSES AND COSTS RESULTING FROM USAF MOTOR VEHICLE ACCIDENTS BY COMMAND, WORLD-WIDE — FY 1967

LOCATION	DISABLING INJURIES					MAN-DAYS LOST FROM TEMPORARY TOTAL	INJURY COST
	Total	Fatal	Permanent Total	Permanent Partial	Temporary Total		
WORLD-WIDE - TOTAL	165	14	-	1	150	2,777	$ 680,850
Aeronautical Chart and Information Center	-	-	-	-	-	-	-
Air Defense Command	13	3	-	-	10	194	114,700
Air Force Accounting and Finance Center	-	-	-	-	-	-	-
Air Force Communications Service	12	1	-	-	11	352	52,600
Air Force Logistics Command	2	-	-	-	2	9	450
Air Force Systems Command	5	1	-	-	4	56	37,800
Air Training Command	5	-	-	-	5	83	4,150
Air University	-	-	-	-	-	-	-
Alaskan Air Command	4	-	-	-	4	59	2,950
Continental Air Command	-	-	-	-	-	-	-
Headquarters Command, USAF	2	-	-	-	2	49	2,450
Military Airlift Command	15	3	-	1	11	274	170,700
Office of Aerospace Research	-	-	-	-	-	-	-
Pacific Air Forces	44	2	-	-	42	886	114,300
Strategic Air Command	21	1	-	-	20	245	47,250
Tactical Air Command	20	2	-	-	18	288	84,400
USAF Academy a/	1	-	-	-	1	1	50
US Air Forces in Europe	19	1	-	-	18	249	47,450
US Air Forces Southern Command	1	-	-	-	1	8	400
USAF Security Service	1	-	-	-	1	24	1,200

a/ Excludes Cadets

Source: Records and Statistics Group, Directorate of Aerospace Safety, Deputy Inspector General for Inspection and Safety, USAF

TABLE 27 — ON-DUTY CIVILIAN PERSONNEL DISABLING INJURY LOSSES AND COST RESULTING FROM USAF MOTOR VEHICLE ACCIDENTS BY COMMAND, WORLD-WIDE — FY 1967

LOCATION	DISABLING INJURIES					MAN-DAYS LOST FROM TEMPORARY TOTAL	INJURY COST
	Total	Fatal	Permanent Total	Permanent Partial	Temporary Total		
WORLD-WIDE - TOTAL	21	-	-	-	21	268	$ 4,824
Aeronautical Chart and Information Center	-	-	-	-	-	-	-
Air Defense Command	-	-	-	-	-	-	-
Air Force Accounting and Finance Center	-	-	-	-	-	-	-
Air Force Communications Service	-	-	-	-	-	-	-
Air Force Logistics Command	10	-	-	-	10	111	1,998
Air Force Systems Command	1	-	-	-	1	2	36
Air Training Command	1	-	-	-	1	9	162
Air University	-	-	-	-	-	-	-
Alaskan Air Command	-	-	-	-	-	-	-
Continental Air Command	1	-	-	-	1	6	108
Headquarters Command, USAF	-	-	-	-	-	-	-
Military Airlift Command	2	-	-	-	2	37	666
Office of Aerospace Research	-	-	-	-	-	-	-
Pacific Air Forces	-	-	-	-	-	-	-
Strategic Air Command	2	-	-	-	2	34	612
Tactical Air Command	-	-	-	-	-	-	-
USAF Academy	2	-	-	-	2	53	954
US Air Forces in Europe	2	-	-	-	2	16	288
US Air Forces Southern Command	-	-	-	-	-	-	-
USAF Security Service	-	-	-	-	-	-	-

Source: Records and Statistics Group, Directorate of Aerospace Safety, Deputy Inspector General for Inspection and Safety, USAF

TABLE 28 — MILITARY PERSONNEL DISABLING INJURY LOSSES AND COST RESULTING FROM PRIVATE MOTOR VEHICLE ACCIDENTS BY COMMAND, WORLD-WIDE — FY 1967

LOCATION	DISABLING INJURIES					MAN-DAYS LOST FROM TEMPORARY TOTAL	INJURY COST
	Total	Fatal	Permanent Total	Permanent Partial	Temporary Total		
WORLD-WIDE - TOTAL	2,977	405	5	31	2,536	57,040	$19,049,000
Aeronautical Chart and Information Center	-	-	-	-	-	-	-
Air Defense Command	408	58	-	3	347	6,961	2,534,050
Air Force Accounting and Finance Center	1	-	-	-	1	20	1,000
Air Force Communications Service	174	13	-	2	159	3,706	744,300
Air Force Logistics Command	68	4	-	1	63	1,904	287,200
Air Force Systems Command	123	24	-	1	98	2,080	996,000
Air Training Command	316	52	1	3	260	4,969	2,306,450
Air University	37	3	-	1	33	464	180,200
Alaskan Air Command	13	1	-	-	12	299	49,950
Continental Air Command	5	-	-	-	5	287	14,350
Headquarters Command, USAF	41	5	-	-	36	1,010	225,500
Military Airlift Command	303	35	1	7	260	6,091	1,975,550
Office of Aerospace Research	-	-	-	-	-	-	-
Pacific Air Forces	225	28	-	4	193	6,841	1,530,050
Strategic Air Command	570	89	1	-	480	9,751	3,684,550
Tactical Air Command	364	58	2	5	299	6,506	2,779,300
USAF Academy a/	3	-	-	-	3	135	6,750
US Air Forces in Europe	243	25	-	3	215	4,097	1,235,850
US Air Forces Southern Command	8	-	-	-	8	72	3,600
USAF Security Service	75	10	-	1	64	1,847	494,350

a/ Excludes Cadets

Source: Records and Statistics Group, Directorate of Aerospace Safety, Deputy Inspector General for Inspection and Safety, USAF.

TABLE 29 — MILITARY PERSONNEL DISABLING INJURY LOSSES AND COSTS RESULTING FROM ALL OTHER (NON-VEHICULAR) ACCIDENTS BY COMMAND, WORLD-WIDE — FY 1967

LOCATION	DISABLING INJURIES					MAN-DAYS LOST FROM TEMPORARY TOTAL	INJURY COST
	Total	Fatal	Permanent Total	Permanent Partial	Temporary Total		
WORLD-WIDE - TOTAL	4,388	127	-	31	4,230	51,988	$ 8,656,400
Aeronautical Chart and Information Center	2	-	-	-	2	27	1,350
Air Defense Command	309	10	-	2	297	4,049	656,450
Air Force Accounting and Finance Center	-	-	-	-	-	-	-
Air Force Communications Service	255	5	-	2	248	3,261	442,050
Air Force Logistics Command	93	3	-	1	89	887	201,350
Air Force Systems Command	197	5	-	1	191	2,457	349,850
Air Training Command	587	7	-	1	579	5,132	553,600
Air University	55	1	-	-	54	421	56,050
Alaskan Air Command	63	1	-	-	62	811	75,550
Continental Air Command	5	-	-	-	5	16	800
Headquarters Command, USAF	78	4	-	1	73	1,306	257,300
Military Airlift Command	481	12	-	9	460	6,162	1,196,100
Office of Aerospace Research	-	-	-	-	-	-	-
Pacific Air Forces	582	17	-	6	559	9,854	1,399,700
Strategic Air Command	823	31	-	4	788	8,755	1,730,750
Tactical Air Command	354	18	-	2	334	4,146	941,300
USAF Academy a/	26	1	-	1	24	270	100,500
US Air Forces in Europe	384	9	-	1	374	3,066	520,300
US Air Forces Southern Command	18	-	-	-	18	165	8,250
USAF Security Service	76	3	-	-	73	1,203	165,150

a/ Excludes Cadets

Source: Records and Statistics Group, Directorate of Aerospace Safety, Deputy Inspector General for Inspection and Safety, USAF.

TABLE 30 — ON-DUTY CIVILIAN PERSONNEL DISABLING INJURY LOSSES AND COSTS RESULTING FROM ALL OTHER (NON-VEHICULAR) ACCIDENTS BY COMMAND, WORLD-WIDE — FY 1967

LOCATION	DISABLING INJURIES					MAN-DAYS LOST FROM TEMPORARY TOTAL	INJURY COST
	Total	Fatal	Permanent Total	Permanent Partial	Temporary Total		
WORLD-WIDE - TOTAL	1,148	5	-	6	1,137	11,320	$ 543,260
Aeronautical Chart and Information Center	25	-	-	-	25	133	2,394
Air Defense Command	35	-	-	-	35	522	9,396
Air Force Accounting and Finance Center	3	-	-	-	3	10	180
Air Force Communications Service	10	-	-	-	10	72	1,296
Air Force Logistics Command	450	3	-	1	446	4,432	262,026
Air Force Systems Command	152	1	-	2	149	1,512	101,716
Air Training Command	147	-	-	-	147	1,025	18,450
Air University	26	-	-	1	25	172	11,346
Alaskan Air Command	4	-	-	-	4	50	900
Continental Air Command	32	-	-	-	32	340	6,120
Headquarters Command, USAF	9	-	-	-	9	60	1,080
Military Airlift Command	84	-	-	-	84	696	12,528
Office of Aerospace Research	-	-	-	-	-	-	-
Pacific Air Forces	11	-	-	1	10	100	10,050
Strategic Air Command	65	1	-	1	63	1,101	86,068
Tactical Air Command	35	-	-	-	35	398	7,164
USAF Academy	58	-	-	-	58	683	12,294
US Air Forces in Europe	1	-	-	-	1	7	126
US Air Forces Southern Command	-	-	-	-	-	-	-
USAF Security Service	1	-	-	-	1	7	126

Source: Records and Statistics Group, Directorate of Aerospace Safety, Deputy Inspector General for Inspection and Safety, USAF

TABLE 31 — USAF AIRCRAFT DAMAGE RESULTING FROM GROUND ACCIDENTS BY COMMAND, WORLD-WIDE — FY 1967

LOCATION	AIRCRAFT DAMAGE								
	Total			From USAF Motor Vehicle Accidents			From All Other Ground Accidents		
	Number Damaged	Days Out of Service	Damage Cost	Number Damaged	Days Out of Service	Damage Cost	Number Damaged	Days Out of Service	Damage Cost
WORLD-WIDE - TOTAL	69	547	$6,059,270	9	10	$7,770	60	537	$6,051,500
Aeronautical Chart and Information Center	-	-	-	-	-	-	-	-	-
Air Defense Command	8	103	1,411,250	1	1	1,340	7	102	1,409,910
Air Force Accounting and Finance Center	-	-	-	-	-	-	-	-	-
Air Force Communications Service	-	-	-	-	-	-	-	-	-
Air Force Logistics Command	16	113	448,280	-	-	-	16	113	448,280
Air Force Systems Command	5	65	57,940	-	-	-	5	65	57,940
Air Training Command	-	-	-	-	-	-	-	-	-
Air University	-	-	-	-	-	-	-	-	-
Alaskan Air Command	-	-	-	-	-	-	-	-	-
Continental Air Command	1	-	1,300	-	-	-	1	-	1,300
Headquarters Command, USAF	1	33	50,430	-	-	-	1	33	50,430
Military Airlift Command	10	67	207,240	4	4	670	6	63	206,570
Office of Aerospace Research	-	-	-	-	-	-	-	-	-
Pacific Air Forces	14	99	406,760	2	1	150	12	98	406,610
Strategic Air Command	5	10	3,441,200	1	3	250	4	7	3,440,950
Tactical Air Command	7	36	31,620	1	1	5,360	6	35	26,260
USAF Academy	-	-	-	-	-	-	-	-	-
US Air Forces in Europe	2	21	3,250	-	-	-	2	21	3,250
US Air Forces Southern Command	-	-	-	-	-	-	-	-	-
USAF Security Service	-	-	-	-	-	-	-	-	-

Source: Records and Statistics Group, Directorate of Aerospace Safety, Deputy Inspector General for Inspection and Safety, USAF

MATERIEL

PART IV

AIRCRAFT AND MISSILES

INTRODUCTION

Information included in this section provides data pertaining to procurement, production, inventory status, deployment, and disposition of USAF aircraft during Fiscal Year 1967. It also includes data on procurement, production, and inventory status of missiles.

The aircraft tables reflect funding by fiscal year, acceptences, inventories by functional distribution, active and inactive, age (in months) distribution, and disposition of aircraft. The missile tables reflect funding by fiscal year, acceptances, functional distribution, and disposition of missiles.

Production data for aircraft and missiles are obtained under the provisions of AF Regulation 84-8, dated 7 July 1964. Additional data may be obtained in the USAF Production Digest SS-N-47 published monthly. Inventory and status data for aircraft and missiles are obtained under the provisions of AF Manual 65-110, dated 17 February 1967. The mission classification (Fighter, Bomber, Tanker, etc.) is generally based upon the mission designator or the prefix preceding the basic mission designator of each aircraft or missile model. A prefix is assigned an aircraft or missile model when the aircraft or missile is modified to perform a function (indicated by prefix) other than its basic designated purpose. Additional statistical data may be obtained in the USAF Aircraft-Missile Digest, SS-A1, published monthly.

DEFINITIONS

ACCEPTANCE - Aircraft, missile, or drone which has been shop-assembled and fully inspected by constituted USAF or Navy production authorities and for which the title, responsibility, and accountability has been assumed by the contracting agency of the recipient.

AIRCRAFT - A heavier-than-air vehicle, designed primarily for flight in the atmosphere, which has incorporated in its prime design the ability and/or requirement for human occupancy.

DRONE - Any aircraft or missile modified or produced to perform the mission of a target for weapon evaluation or crew training and has incorporated into its prime design the ability to be flown by remote control.

INACTIVE - Aircraft, missiles, or drones on loan and bailment (except bailed for test, maintenance, and modification); aircraft, missiles, or drones for which there is no longer a requirement in the active inventory, including those that have been accumulated in excess of possible future needs; and aircraft, missiles, or drones in the process of being dropped from the total inventory and salvage.

GUIDED MISSILE - Unmanned, self-propelled vehicle designed to move in a trajectory or flight path all or partially above the earth's surface and whose trajectory of course while the vehicle is in motion, is capable of being controlled remotely or by homing systems, or by inertial and/or programmed guidance from within. This term does not include space vehicles, space boosters, or Naval torpedoes, but it does include target and reconnaissance drones.

MISSION/DESIGN/SERIES - Air Force Regulations 66-11 dated, 18 September 1962, Designating, Redesignating, and Naming Military Aircraft, and 66-11A dated 5 August 1964 and 66-20, Designating, Redesignating, and Naming Military Rockets and Guided Missiles dated 3 April 1965, and 66-20A dated 30 January 1964, establish a uniform system for designating, redesignating, and naming military aircraft and missiles. The phrase Type/Model/Series(T/M/S) has been replaced by Mission/Design/Series (M/D/S) for aircraft and Type/Design/Series (T/D/S) for missiles. For the purpose of this USAF Statistical Digest, Mission/Design/Series will be used for both aircraft and missiles.

NON-OPERATING ACTIVE - Aircraft, missiles, and drones in preparation or awaiting preparation for possession by units or test activities through any of the logistical processes or supply, maintenance, and modification.

OPERATING ACTIVE - Aircraft, missiles, and drones currently and actively engaged in or supporting flying missions (AFM 65-110).

TABLE 32 — USAF AIRCRAFT ACCEPTANCES OF MODELS IN PRODUCTION, BY MANUFACTURER, BY RECIPIENT, BY MONTH — FY 1967

(Excludes experimental, remanufactured, and used aircraft).

MISSION DESIGN NUMBER AND SERIES	MANUFACTURER	ACCEPTED PRIOR TO 1 JUL 1966	ACCEPTANCES FOR FY 1967													TOTAL ACCEPTED TO DATE
			Total	Jul (1966)	Aug	Sep	Oct	Nov	Dec	Jan (1967)	Feb	Mar	Apr	May	Jun	
GRADE TOTAL. . . .			1,412	94	104	104	106	112	108	122	112	116	124	142	168	
			USAF FOR USAF													
TOTAL.			1,068	72	78	79	81	80	83	87	78	85	95	113	137	
FIGHTER - TOTAL			640	40	44	45	49	51	55	58	58	59	61	60	60	
RF-4C	McDonnell	184	110	11	11	8	10	10	10	8	8	9	9	8	8	294
F-4D	McDonnell	68	519	28	32	37	39	41	42	50	50	50	50	50	50	587
F-4E	McDonnell	-	1	-	-	-	-	-	-	-	-	-	-	-	1	1
F-111A.	General Dynamics	12	10	1	1	-	-	-	3	-	-	-	2	2	1	22
CARGO/TRANSPORT - TOTAL			138	12	14	11	13	13	10	13	10	11	11	9	11	
HC-130H	Lockheed	42	21	3	4	3	3	3	2	3	(Complete)					63
C-141A.	Lockheed	118	110	9	10	8	10	10	8	9	9	9	9	9	10	228
RC-135C	Boeing	-	7	-	-	-	-	-	-	1	1	2	2	-	1	7
TRAINER - TOTAL			93	13	12	12	12	11	11	-	-	-	-	-	22	
T-38A	Northrop	728	71	13	12	12	12	11	11	-	-	-	-	-	-	799
T-41A	Cessna	170	22	-	-	-	-	-	-	-	-	-	-	-	22	192
MISCELLANEOUS - TOTAL .			197	7	8	11	7	5	7	16	10	15	23	44	44	
O-2A.	Cessna	-	37	-	-	-	-	-	-	-	-	-	3	16	18	37
O-2B.	Cessna	-	31	-	-	-	-	-	-	6	-	1	7	11	6	31
UH-1F	Bell	83	58a/	5	5	4	5	3	5	5	4	-	4	9	9	141
U-10A/B/D	Helio	52	28	-	-	-	-	-	-	3	3	6	5	5	6	80
U-17A/B (Vietnam) . .	Cessna	-	12	-	1	5	-	-	-	-	1	5	-	-	-	12
HH-3E	Sikorsky	-	6	-	-	-	-	-	-	-	2	2	2	-	-	6
HH-53B.	Sikorsky	-	4	-	-	-	-	-	-	-	-	1	1	-	2	4
CH-3C/E	Sikorsky	60	21	2	2	2	2	2	2	2	-	-	1	3	3	81

DOWNGRADED AT 3 YEAR INTERVALS;
DECLASSIFIED AFTER 12 YEARS.
DOD DIR. 5200.10

[redacted]

TABLE 32 — USAF AIRCRAFT ACCEPTANCES OF MODELS IN PRODUCTION, BY MANUFACTURER, BY RECIPIENT, BY MONTH — FY 1967 (CONTINUED)

MISSION DESIGN NUMBER AND SERIES	MANUFACTURER	ACCEPTED PRIOR TO 1 JUL 1966	ACCEPTANCES FOR FY 1967													TOTAL ACCEPTED TO DATE
			Total	Jul (1966)	Aug	Sep	Oct	Nov	Dec	Jan (1967)	Feb	Mar	Apr	May	Jun	
			USAF FOR MILITARY ASSISTANCE PROGRAM (MAP)													
TOTAL			328	21	24	23	23	30	25	35	34	31	29	22	31	
F-5A	Northrop	209	125	8	9	12	9	12	10	11	11	10	11	11	11	334
F-5B	Northrop	34	15	1	2	2	1	2	-	-	1	1	1	2	2	49
F-5A(FMS) Morocco	Northrop	-	3	-	-	-	2	-	-	-	-	1	(Complete)		-	3
F-5A(FMS) Norway	Northrop	-	1	-	-	-	-	-	1	-	-	-	-	-	-	1
F-5B(FMS) Norway	Northrop	-	2	-	-	-	-	-	1	1	-	-	-	-	-	2
F-104G (OSP) b/	Canadair	139	1	-	-	1	(Complete)		-	-	-	-	-	-	-	140
T-37B/C	Cessna	146	10	4	4	2	-	-	-	-	-	-	-	-	-	156
T-37B(FMS) Germany	Cessna	-	38	-	-	2	4	4	4	4	4	4	4	4	4	38
T-38A(FMS) Germany	Northrop	-	41	-	-	-	-	-	1	9	9	8	7	-	7	41
C-130E(FMS) Australia	Lockheed	-	12	-	4	1	1	3	1	2	(Complete)		-	-	-	12
C-130E(FMS) Canada	Lockheed	16	4	-	-	-	-	-	-	2	2	(Complete)		-	-	20
C-130E(FMS) Iran	Lockheed	6	2	2	-	-	-	-	-	-	-	-	-	-	-	8
C-130K(FMS) UK	Lockheed	-	23	-	-	1	-	-	1	1	3	4	4	4	5	23
OH-23F	Hiller	4	2	-	-	-	-	-	-	-	-	-	2	-	-	6
U-17A/B	Cessna	169	45	6	5	2	6	6	6	5	4	3	-	-	2	214
Model 180	Cessna	2	1	-	-	-	-	-	-	-	-	-	-	1	-	3
Model 180(FMS) Guatemala	Cessna	-	3	-	-	-	-	3	-	-	-	-	-	-	-	3
			USAF FOR OTHER SERVICES													
TOTAL - COAST GUARD			1	-	1											
EC-130H	Lockheed	-	1	-	1	(Complete)										1
TOTAL - NASA			13	-	1	1	2	2	-	-	-	-	-	7	-	
T-38	Northrop	11	13	-	1	1	2	2	-	-	-	-	-	7	-	24
TOTAL - NAVY			2	1	-	1	-	-	-	-	-	-	-	-	-	
F-111B	General Dynamics	3	2	1	-	1	-	-	-	-	-	-	-	-	-	5

a/ April through June FY 67 were modified to TH-1F's.
b/ Offshore Procurement.
c/ Paybacks.
d/ Responsibility for administration and reporting transferred to the Army 1 April 1966.

Source: Data Applications Division, Data Services Center, Comptroller of the Air Force.

DOWNGRADED AT 3 YEAR INTERVALS;
DECLASSIFIED AFTER 12 YEARS.
DOD DIR. 5200.10

[redacted]

TABLE 33 — USAF GUIDED MISSILE, AIR TO AIR MISSILE, AND TARGET DRONE ACCEPTANCES BY MANUFACTURER, BY MONTH — FY 1967

DESIGNATION	POPULAR NAME	MANUFACTURER	ACCEPTED PRIOR TO 1 JUL 66	ACCEPTANCES FOR FY 1967													TOTAL ACCEPTED TO DATE
				TOTAL	Jul (1966)	Aug	Sep	Oct	Nov	Dec	Jan (1967)	Feb	Mar	Apr	May	Jun	
GUIDED MISSILE - TOTAL. .				5,432	294	235	435	1,075	743	593	228	340	500	205	261	523	
STRATEGIC MISSILE - TOTAL. . .				243	19	22	25	18	17	26	25	24	23	17	11	16	
LGM-25C.	Titan	Martin	102	6	-	1	-	1	-	1	-	1	-	1	-	1(Comp)	108
XLGM-30F	Minuteman	Boeing	20	5	-	-	-	-	-	1	-	1	1	1	-	1(Comp)	25
LGM-30F	Minuteman	Boeing	135	232	19	21	25	17	17	24	25	22	22	15	11	14	367
TACTICAL MISSILE - TOTAL				5,189	275	213	410	1,057	726	567	203	316	477	188	250	507	
AGM-12C	Bullpup B	Maxson	3,033	3,785	275	112	335	901	531	448	-	50	451	188	100	394	6,818
AGM-45A	Shrike	Texas Instr	538	1,404	-	101	75	156	195	119	203	266	26	-	150	113	1,942
AIR TO AIR MISSILE - TOTAL				-	-	-	-	-	-	-	-	-	-	-	-	-	
AIM-7E	Sparrow III	Raytheon	3,000	-	-	-	-	-	-	-	-	-	-	-	-	-	3,000
PILOT TRAINING MISSILE - TOTAL				3	-	-	-	-	-	-	-	-	-	1	2	-	
AIM-4D		Hughes	-	3	-	-	-	-	-	-	-	-	-	1	2	-	3
TARGET DRONE - TOTAL. . .				453	45	37	34	43	40	32	39	38	35	38	35	37	
BQM-34A (USAF)	Firebee	Ryan	480	205	23	13	12	18	17	9	17	17	17	20	20	22	685
BQM-34A (NAVY)	Firebee	Ryan	773	186	16	16	16	16	16	16	15	15	15	15	15	15	959
MQM-34D (ARMY)	Firebee	Ryan	59	62	6	8	6	9	7	7	7	6	3	3	-	-	121

Source: Data Applications Division, Data Services Center, Comptroller of the Air Force

DOWNGRADED AT 3 YEAR INTERVALS;
DECLASSIFIED AFTER 12 YEARS.
DOD DIR. 5200.10

TABLE 34 — USAF AIRCRAFT PROCUREMENT PROGRAMS BY FISCAL YEAR FUNDING — FY 1965 AND PRIOR THROUGH FY 1967

(Excludes experimental, used, and remanufactured aircraft)

MISSION, DESIGN, AND SERIES	FY 1965 AND PRIOR	FY 1966	FY 1967
TOTAL a/	3,053	1,436	1,187
Fighter - Total	956	898	501
RF-4C	243	96	42
F-4D	274	519	-
F-4E	-	99	191
F-5A (MAP)	248	107	62
F-5A (FMS) Morocco	-	3	-
F-5A (FMS) Norway	-	1	12
F-5A b/	-	10	23
F-5A (FMS) Korea	-	-	4
F-5A (FMS) Libya	-	-	8
RF-5A (MAP)	-	-	13
F-5B (FMS) Norway	-	-	4
F-5B (FMS) Libya	-	-	2
F-5B (MAP)	41	13	9
F-5B (FMS) Norway	-	2	4
F-104G (Offshore Procurement) Canada	140	-	-
F-111C (FMS) Australia	-	-	24
F-111K (FMS) United Kingdom	-	-	10
F-111A c/	10	48	93
Bomber - Total	-	-	10
FB-111A c/	-	-	10
Cargo/Transport - Total	264	161	49
C-5A c/	-	-	8
C-130E (FMS) Iran	4	4	4
C-130E (FMS) Canada	20	-	-
C-130E (FMS) Australia	12	-	-
EC-130E (Coast Guard)	1	-	-
HC-130H	48	15	-
HC-130H (Coast Guard)	-	-	3
C-130K (FMS) United Kingdom	24	42	-
RC-135C (SAC)	10	-	-
C-141A c/	145	100	34
Trainer - Total	1,457	175	180
T-37B (FMS) Germany	-	47	-
T-37B/C (MAP)	156	5	-
T-37B/F	327	-	62
T-37C (FMS) Peru	-	6	-
T-37C (FMS) Pakistan	-	-	6
T-38A	778	70	78
T-38A (FMS) Germany	-	46	-
T-38A (NASA)	26	1	-
T-41A	170	-	34

DOWNGRADED AT 3 YEAR INTERVALS; DECLASSIFIED AFTER 12 YEARS. DOD DIR. 5200.10

[redacted]

TABLE 34 — USAF AIRCRAFT PROCUREMENT PROGRAMS BY FISCAL YEAR FUNDING — FY 1965 AND PRIOR THROUGH FY 1967 (CONTINUED)

MISSION, DESIGN, AND SERIES	FY 1965 AND PRIOR	FY 1966	FY 1967
Helicopter - Total	183	68	51
UH-1H Vietnam	-	-	9
UH-1F	106	40	-
UH-1H (MAP)	-	-	6
CH-3C/E	74	13	6
HH-3E	-	6	18
HH-53B	-	8	-
HH-53C	-	-	4
OH-23F (MAP)	3	1	2
HH-43F (FMS) Iran	-	-	6
Utility - Total	191	123	32
U-10A/B/D	52	44	-
U-17A/B (MAP)	139	73	26
U-17A Vietnam	-	6	6
Other - Total	2	11	364
A-7D	-	-	12
Model 180 (FMS) Guatemala	-	-	3
Model 180 (MAP)	2	-	1
Model 310 (MAP)	-	-	2
OV-10A	-	11	98
A-37B	-	-	57
O-2A	-	-	145
O-2B	-	-	31
C-X	-	-	11
CX-2	-	-	4

a/ Quantities on program are based on USAF Aircraft Production Schedules (WA Series).
b/ F-5A (USAF) Paybacks to Military Assistance Program.
c/ F-111A (USAF) Seventeen aircraft scheduled from No Year Funding.
FB-111A (USAF) One aircraft scheduled from No Year Funding.
C-5A (USAF) Five aircraft scheduled from No Year Funding.
C-141A (USAF) Five aircraft scheduled from No Year Funding.

Source: Data Applications Division, Data Services Center, Comptroller of the Air Force

DOWNGRADED AT 3 YEAR INTERVALS;
DECLASSIFIED AFTER 12 YEARS.
DOD DIR. 5200.10

[redacted]

TABLE 35 — USAF GUIDED MISSILE, AIR TO AIR MISSILE, AND TARGET DRONE PROCUREMENT PROGRAMS BY FISCAL YEAR FUNDING — FY 1967 AND PRIOR

DESIGNATION	POPULAR NAME	MANUFACTURER	FISCAL YEAR PROCUREMENT PROGRAM			
			No Funding Year	1965 and Prior	1966	1967
GUIDED MISSILE - TOTAL			160	7,524	5,531	2,252
STRATEGIC MISSILE - TOTAL			160	281	158	183
LGM-25C	Titan II	Martin	83	19	6	-
XLGM-30F	Minuteman II	Boeing	20	-	-	-
LGM-30F	Minuteman II	Boeing	39	262	152	183
LGM-30G	Minuteman III	Boeing	18	-	-	-
TACTICAL MISSILE - TOTAL			-	7,243	5,373	2,072
AGM-12C	Bullpup B	Maxson	-	5,990	4,000	-
AGM-12B/BLU 26	Bullpup	Texas Instr	-	-	-	500
AGM-45A	Shrike	Texas Instr	-	1,253	1,253	1,572
[redacted]GM-78A	Standard Arm	General Dynamics	-	-	120	[redacted]
[redacted]AIR TO AIR MISSILE - TOTAL			-	3,000	195	1,52[redacted]
A[redacted]E	Sparrow III	Raytheon	-	3,000	195	1,52[redacted]
TARGET DRONE - TOTAL			-	1,262	414	593
BQM-34A (USAF)	Firebee	Ryan	-	442	172	244
BQM-34A (NAVY)	Firebee	Ryan	-	767	177	216
MQM-34D (ARMY)	Firebee	Ryan	-	53	65	123
AQM-37A (USAF)		Maxson and Beech	-	-	-	10

Source: Data Applications Division, Data Services Center, Comptroller of the Air Force.

DOWNGRADED AT 3 YEAR INTERVALS;
DECLASSIFIED AFTER 12 YEARS.
DOD DIR. 5200.10

TABLE 36 — FUNCTIONAL DISTRIBUTION OF USAF AIRCRAFT BY MISSION, WORLD-WIDE, AT END OF QUARTER — FY 1967

(IRAN - Inspection and Repair As Necessary)

MISSION OF AIRCRAFT	AIR-CRAFT TOTAL	ACTIVE											INAC-TIVE TOTAL
		Operating								Non-Operating			
		Total	Total	Tactical and Combat Support	Training	Opera-tional Support	Admin-istra-tive	Special Activity and Util-ity Trans-port	Test and Test Support	Total	Mainte-nance, Modifi-cation and IRAN	Other	
	30 SEPTEMBER 1966												
TOTAL	13,978	11,763	10,518	6,509	2,517	161	85	849	397	1,245	1,111	134	2,215
Bomber	1,652	843	694	656	8	-	-	-	30	149	134	15	80[redacted]
T[redacted]ker	711	687	641	621	-	-	-	5	15	46	46	-	[redacted]
[redacted]nter.	3,607	3,474	2,998	2,312	537	-	-	16	133	476	439	37	1[redacted]
[redacted]onnaissance . . .	1,043	767	621	545	46	-	-	6	24	146	127	19	27[redacted]
S[redacted]rch and Rescue. .	142	118	102	90	-	-	-	5	7	16	16	-	[redacted]
S[redacted]cial Research . .	4	2	1	-	-	-	-	-	1	1	-	1	[redacted]
[redacted]go.	2,498	2,255	2,002	1,296	91	29	84	403	99	253	237	16	24[redacted]
T[redacted]iner.	3,269	2,646	2,564	428	1,736	131	1	202	66	82	51	31	62[redacted]
Helicopter	463	432	396	308	62	-	-	9	17	36	24	12	31
Utility.	554	509	473	227	37	1	-	203	5	36	33	3	45
Attack	35	30	26	26	-	-	-	-	-	4	4	-	5
	31 DECEMBER 1966												
TOTAL	14,073	11,855	10,465	6,511	2,518	151	82	798	405	1,390	1,146	244	2,218
Bomber	1,648	838	679	642	6	-	-	-	31	159	146	13	810
Tanker	707	679	634	618	-	-	-	-	16	45	45	-	28
Fighter.	3,600	3,457	2,979	2,281	556	-	-	14	128	478	399	79	143
Reconnaissance . . .	1,080	798	658	586	44	-	-	6	22	140	125	15	282
Search and Rescue. .	146	120	106	92	-	-	-	5	9	14	9	5	26
Special Research . .	9	6	5	-	-	-	-	-	5	1	-	1	3
Cargo.	2,483	2,244	1,918	1,272	79	23	81	364	99	326	268	58	239
Trainer.	3,264	2,656	2,523	419	1,710	127	1	198	68	133	99	34	608
Helicopter	479	449	405	311	63	-	-	10	21	44	20	24	30
Utility.	599	554	514	270	37	1	-	201	5	40	30	10	45
Attack	58	54	44	20	23	-	-	-	1	10	5	5	4

DOWNGRADED TO:
UNCLASSIFIED AFTER 1 YEAR

[redacted]

TABLE 36 — FUNCTIONAL DISTRIBUTION OF USAF AIRCRAFT BY MISSION, WORLD-WIDE, AT END OF QUARTER — FY 1967 (CONTINUED)

MISSION OF AIRCRAFT	AIRCRAFT TOTAL	ACTIVE											INACTIVE TOTAL
		Operating								Non-Operating			
		Total	Total	Tactical and Combat Support	Training	Operational Support	Administrative	Special Activity and Utility Transport	Test and Test Support	Total	Maintenance, Modification and IRAN	Other	
	31 MARCH 1967												
TOTAL	14,229	11,987	10,641	6,653	2,574	126	92	800	396	1,346	1,076	270	2,242
Bomber	1,649	828	673	635	6	-	-	1	31	155	140	15	821
Tanker	704	678	618	603	-	-	-	-	15	60	60	-	26
Fighter	3,660	3,499	3,019	2,281	590	-	-	17	131	480	360	120	161
Reconnaissance	1,113	834	684	619	41	-	-	5	19	150	131	19	279
Search and Rescue	145	121	95	88	-	-	-	4	3	26	16	10	24
Special Research	10	7	6	-	-	-	-	-	6	1	-	1	3
Cargo	2,575	2,321	2,063	1,377	106	20	92	373	95	258	213	45	254
Trainer	3,230	2,633	2,488	419	1,703	105	-	195	66	145	111	34	597
Helicopter	489	457	423	333	61	-	-	6	23	34	16	18	32
Utility	596	551	522	273	44	1	-	199	5	29	22	7	45
Attack	58	58	50	25	23	-	-	-	2	8	7	1	-
	30 JUNE 1967												
TOTAL	14,459	12,064	10,520	6,581	2,558	112	83	783	403	1,544	1,047	497	2,395
Bomber	1,644	818	659	619	9	-	-	1	30	159	142	17	826
Tanker	703	677	609	595	-	-	-	-	14	68	54	14	26
Fighter	3,804	3,528	2,971	2,245	567	-	-	17	142	557	343	214	276
Reconnaissance	1,144	858	689	602	64	-	-	4	19	169	138	31	286
Search and Rescue	143	118	96	89	-	-	-	3	4	22	15	7	25
Special Research	10	7	6	-	-	-	-	-	6	1	-	1	3
Cargo	2,616	2,347	2,055	1,389	105	15	83	368	95	292	217	75	269
Trainer	3,198	2,599	2,448	418	1,684	96	-	190	60	151	88	63	599
Helicopter	511	466	424	333	63	-	-	5	23	42	19	23	45
Utility	612	572	519	269	46	1	-	195	8	53	22	31	40
Attack	74	74	44	22	20	-	-	-	2	30	9	21	-

Source: Data Applications Division, Data Services Center, Comptroller of the Air Force

[redacted]

DOWNGRADED TO:
UNCLASSIFIED AFTER 1 YEAR

[redacted]

TABLE 37 — FUNCTIONAL DISTRIBUTION OF USAF AIRCRAFT BY MISSION, DESIGN, AND SELECTED SERIES, WORLD-WIDE — 30 JUN 1967

(IRAN - Inspection and Repair As Necessary)

MISSION, DESIGN, AND SELECTED SERIES	AIR-CRAFT TOTAL	ACTIVE												INAC-TIVE TOTAL
		Total	Operating								Non-Operating			
			Total	Tactical and Combat Support	Training	Opera-tional Support	Admin-istra-tive	Special Activity and Utili-ity Trans-port	Test and Test Support		Total	Mainte-nance, Modifi-cation and IRAN	Other	
TOTAL	14,459	12,064	10,520	6,581	2,558	112	83	783	403		1,544	1,047	497	2,395
BOMBER - TOTAL	1,644	818	659	619	9	-	-	1	30		159	142	17	826
B-17	1	-	-	-	-	-	-	-	-		-	-	-	1
B-26	7	-	-	-	-	-	-	-	-		-	-	-	7
B-45	1	1	1	-	-	-	-	-	1		-	-	-	-
B-47	786	13	5	-	-	-	-	-	5		8	-	8	773
B-50	1	1	1	-	-	-	-	-	1		-	-	-	-
B-52	693	649	514	502	-	-	-	1	11		135	129	6	44
B-57	68	68	57	39	9	-	-	-	9		11	8	3	-
B-58	85	85	80	78	-	-	-	-	2		5	5	-	-
B-66	1	1	1	-	-	-	-	-	1		-	-	-	-
XB-70	1	-	-	-	-	-	-	-	-		-	-	-	1
TANKER - TOTAL	703	677	609	595	-	-	-	-	14		68	54	14	26
KC-97	27	1	1	1	-	-	-	-	-		-	-	-	26
KC-135	676	676	608	594	-	-	-	-	14		68	54	14	-
FIGHTER - TOTAL	3,804	3,528	2,971	2,245	567	-	-	17	142		557	343	214	276
A-1E	65	65	56	34	22	-	-	-	-		9	6	3	-
A-1G	7	7	7	7	-	-	-	-	-		-	-	-	-
A-1H	1	1	1	-	-	-	-	-	1		-	-	-	-
F-4A/C/D	1,007	1,006	875	757	98	-	-	-	20		131	76	55	1
F-5A/B/C	25	22	20	-	17	-	-	-	3		2	-	2	3
F-84F	1	1	-	-	-	-	-	-	-		1	1	-	-
F-84G	1	-	-	-	-	-	-	-	-		-	-	-	1
F-86E/F/H	73	3	1	-	-	-	-	-	1		2	-	2	70
F-86L	103	-	-	-	-	-	-	-	-		-	-	-	103
F-89J	38	2	1	1	-	-	-	-	-		1	1	-	36
F-100	875	842	716	539	132	-	-	9	36		126	75	51	33
F-101A/C	2	2	1	-	1	-	-	-	-		1	-	1	-
F/TF-101B/F	336	336	286	247	19	-	-	8	12		50	34	16	-

[redacted]

DOWNGRADED TO:
UNCLASSIFIED AFTER 1 YEAR

[redacted]

TABLE 37 — FUNCTIONAL DISTRIBUTION OF USAF AIRCRAFT BY MISSION, DESIGN, AND SELECTED SERIES, WORLD-WIDE — 30 JUN 1967 (CONTINUED)

MISSION, DESIGN, AND SELECTED SERIES	AIRCRAFT TOTAL	ACTIVE												INACTIVE TOTAL
		Total	Operating							Non-Operating				
			Total	Tactical and Combat Support	Training	Operational Support	Administrative	Special Activity and Utility Transport	Test and Test Support	Total	Maintenance, Modification and IRAN	Other		
FIGHTER (Continued)														
F/TF-102A	343	343	297	203	89	-	-	-	5	46	32	14		-
F/TF-104A/B/G	164	155	143	21	113	-	-	-	9	12	5	7		9
F-104C/D	44	44	35	14	8	-	-	-	13	9	5	4		-
F-105	417	401	307	241	51	-	-	-	15	94	67	27		16
F-106	280	278	207	181	17	-	-	-	9	71	41	30		2
F-111A	21	20	18	-	-	-	-	-	18	2	-	2		1
YAT-28E	1	-	-	-	-	-	-	-	-	-	-	-		1
RECONNAISSANCE - TOTAL	1,144	858	689	602	64	-	-	4	19	169	138	31		286
EA-1	13	13	-	-	-	-	-	-	-	13	10	3		-
RB-45	1	1	1	-	-	-	-	-	1	-	-	-		-
EB-47	113	3	3	3	-	-	-	-	-	-	-	-		110
RB-47	109	4	2	1	-	-	-	-	1	2	-	2		105
WB-47	28	24	23	23	-	-	-	-	-	1	1	-		4
RB-50	16	-	-	-	-	-	-	-	-	-	-	-		16
WB-50	1	-	-	-	-	-	-	-	-	-	-	-		1
EB-57	56	56	52	52	-	-	-	-	-	4	4	-		-
RB-57	34	34	30	23	-	-	-	4	3	4	3	1		-
EB-66	26	26	18	16	2	-	-	-	-	8	6	2		-
RB-66	74	46	38	7	31	-	-	-	-	8	7	1		28
WB-66	11	-	-	-	-	-	-	-	-	-	-	-		11
EC-47	12	3	1	1	-	-	-	-	-	2	2	-		9
RC-47	52	51	35	35	-	-	-	-	-	16	12	4		1
EC-121	110	109	66	62	-	-	-	-	4	43	38	5		1
RC-130	22	22	17	17	-	-	-	-	-	5	5	-		-
WC-130	5	5	4	4	-	-	-	-	-	1	1	-		-
EC-135	45	45	36	36	-	-	-	-	-	9	9	-		-
RC-135	25	25	17	15	-	-	-	-	2	8	8	-		-
WC-135	10	10	9	9	-	-	-	-	-	1	1	-		-
RF-4	270	270	253	233	15	-	-	-	5	17	11	6		-
YRF-4C	2	2	2	-	-	-	-	-	2	-	-	-		-
RF-84F	1	1	1	1	-	-	-	-	-	-	-	-		-
RF-101A/C	98	98	72	64	7	-	-	-	1	26	20	6		-

DOWNGRADED TO:
UNCLASSIFIED AFTER 1 YEAR

[redacted]

TABLE 37 — FUNCTIONAL DISTRIBUTION OF USAF AIRCRAFT BY MISSION, DESIGN, AND SELECTED SERIES, WORLD-WIDE — 30 JUN 1967 (CONTINUED)

MISSION, DESIGN, AND SELECTED SERIES	AIRCRAFT TOTAL	ACTIVE												INACTIVE TOTAL
		Total	Operating								Non-Operating			
			Total	Tactical and Combat Support	Training	Operational Support	Administrative	Special Activity and Utility Transport	Test and Test Support		Total	Maintenance, Modification and IRAN	Other	
RECONNAISSANCE (Continued)														
RF-101G	1	1	-	-	-	-	-	-	-		1	-	1	-
ET-29	9	9	9	-	9	-	-	-	-		-	-	-	-
SEARCH AND RESCUE - TOTAL	143	118	96	89	-	-	-	3	4		22	15	7	25
HC-47	13	5	5	4	-	-	-	-	1		-	-	-	8
HC-54	2	2	2	1	-	-	-	1	-		-	-	-	-
HC-97	12	5	4	4	-	-	-	-	-		1	-	1	7
HC-130	63	63	55	52	-	-	-	-	3		8	4	4	-
HU-16	53	43	30	28	-	-	-	2	-		13	11	2	10
SPECIAL RESEARCH - TOTAL	10	7	6	-	-	-	-	-	6		1	-	1	3
XV-4	1	1	1	-	-	-	-	-	1		-	-	-	-
XV-6	4	3	3	-	-	-	-	-	3		-	-	-	1
X-15	3	1	-	-	-	-	-	-	-		1	-	1	2
X-19	1	1	1	-	-	-	-	-	1		-	-	-	-
X-21	1	1	1	-	-	-	-	-	1		-	-	-	-
CARGO - TOTAL	2,616	2,347	2,055	1,389	105	15	83	368	95		292	217	75	269
VC-6	1	1	1	1	-	-	-	-	-		-	-	-	-
C-7	137	125	105	88	17	-	-	-	-		20	17	3	12
C-46	14	14	14	14	-	-	-	-	-		-	-	-	-
C-47	243	227	205	100	19	7	-	77	2		22	17	5	16
AC-47	31	31	26	23	3	-	-	-	-		5	2	3	-
VC-47	127	103	81	18	4	3	1	55	-		22	14	8	24
C-54	119	97	92	7	1	-	21	55	8		5	3	2	22
VC-54	19	16	15	-	-	-	7	8	-		1	1	-	3
C-97	47	37	35	21	-	-	-	12	2		2	-	2	10
C-117	14	14	14	-	3	5	-	6	-		-	-	-	-
VC-117	2	1	-	-	-	-	-	-	-		1	1	-	1
C-118	52	52	49	29	-	-	7	13	-		3	3	-	-
VC-118	43	43	43	8	-	-	23	12	-		-	-	-	-
C-119	193	46	37	37	-	-	-	-	-		9	2	7	147

DOWNGRADED TO:
UNCLASSIFIED AFTER 1 YEAR

[redacted]

TABLE 37 — FUNCTIONAL DISTRIBUTION OF USAF AIRCRAFT BY MISSION, DESIGN, AND SELECTED SERIES, WORLD-WIDE — 30 JUN 1967 (CONTINUED)

MISSION, DESIGN, AND SELECTED SERIES	AIRCRAFT TOTAL	ACTIVE												INACTIVE TOTAL
		Total	Operating								Non-Operating			
			Total	Tactical and Combat Support	Training	Operational Support	Administrative	Special Activity and Utility Transport	Test and Test Support		Total	Maintenance Modification and IRAN	Other	
CARGO (Continued)														
C-121	20	15	15	8	2	-	-	-	5		-	-	-	5
C-12B	184	171	116	85	24	-	-	6	1		55	41	14	13
C-124	211	208	186	185	-	-	-	-	1		22	19	3	3
C-130	608	607	532	468	32	-	-	1	31		75	55	20	1
MC-130	1	1	1	1	-	-	-	-	-		-	-	-	-
C-131	96	94	90	29	-	-	19	9	33		4	3	1	2
VC-131	8	7	5	5	-	-	-	-	-		2	2	-	1
C-133	41	40	29	28	-	-	-	-	1		11	11	-	1
C-135	19	19	18	13	-	-	-	-	5		1	1	-	-
VC-137	4	4	4	4	-	-	-	-	-		-	-	-	-
C-140	9	9	5	5	-	-	-	-	-		4	4	-	-
VC-140	6	6	6	6	-	-	-	-	-		-	-	-	-
C-141	226	226	207	203	-	-	-	-	4		19	14	5	-
XC-142	4	3	2	-	-	-	-	-	2		1	1	-	1
CT-29	4	4	4	-	-	-	-	4	-		-	-	-	-
VT-29	133	126	118	3	-	-	5	110	-		8	6	2	7
TRAINER - TOTAL	3,198	2,599	2,448	418	1,684	96	-	190	60		151	88	63	599
T-28	84	84	72	27	44	-	-	-	1		12	10	2	-
T-29	174	171	159	8	98	-	-	49	4		12	6	6	3
T-33	1,033	685	630	377	105	95	-	25	28		55	28	27	348
T-34	75	1	1	-	-	-	-	-	1		-	-	-	74
T-37	691	689	632	-	627	-	-	-	5		57	35	22	2
T-38	795	795	792	6	773	-	-	2	11		3	1	2	-
T-39	144	144	136	-	15	-	-	114	7		8	7	1	-
T-41	160	1	1	-	1	-	-	-	-		-	-	-	159
TB-26	1	1	-	-	-	-	-	-	-		1	-	1	-
TB-57	1	1	1	-	1	-	-	-	-		-	-	-	-
TB-58	8	8	8	-	7	-	-	-	1		-	-	-	-
TC-47	20	9	6	-	5	1	-	-	-		3	1	2	11
TC-54	4	2	2	-	2	-	-	-	-		-	-	-	2
TC-121	6	6	6	-	6	-	-	-	-		-	-	-	-
YAT-37D	2	2	2	-	-	-	-	-	2		-	-	-	-

[redacted]

DOWNGRADED TO: UNCLASSIFIED AFTER 1 YEAR

[redacted]

TABLE 37 — FUNCTIONAL DISTRIBUTION OF USAF AIRCRAFT BY MISSION, DESIGN, AND SELECTED SERIES, WORLD-WIDE — 30 JUN 1967 (CONTINUED)

MISSION, DESIGN, AND SELECTED SERIES	AIR-CRAFT TOTAL	ACTIVE												INAC-TIVE TOTAL
		Total	Operating								Non-Operating			
			Total	Tactical and Combat Support	Training	Opera-tional Support	Admin-istra-tive	Special Activity and Util-ity Trans-port	Test and Test Support		Total	Mainte-nance Modifi-cation and IRAN	Other	
HELICOPTER - TOTAL	511	466	424	333	63	-	-	5	23		42	19	23	45
TH-1	17	17	17	-	17	-	-	-	-		-	-	-	-
UH-1	115	115	98	83	1	-	-	5	9		17	2	15	-
CH-3	60	60	50	28	12	-	-	-	10		10	7	3	-
HH-3	19	19	16	16	-	-	-	-	-		3	3	-	-
OH-13	3	3	3	-	3	-	-	-	-		-	-	-	-
UH-13	2	2	2	2	-	-	-	-	-		-	-	-	-
HH-19	29	19	15	13	2	-	-	-	-		4	3	1	10
UH-19	53	29	26	9	17	-	-	-	-		3	2	1	24
CH-21	42	31	31	28	-	-	-	-	3		-	-	-	11
HH-21	8	8	8	7	-	-	-	-	1		-	-	-	-
HH-43	159	159	156	145	11	-	-	-	-		3	2	1	-
CH-53	2	2	2	2	-	-	-	-	-		-	-	-	-
HH-53	2	2	-	-	-	-	-	-	-		2	-	2	-
ATTACK - TOTAL	74	74	44	22	20	-	-	-	2		30	9	21	-
A-26	32	32	18	18	-	-	-	-	-		14	8	6	-
A-37	4	4	4	4	-	-	-	-	-		-	-	-	-
S-2	14	14	2	-	-	-	-	-	2		12	-	12	-
AT-33	24	24	20	-	20	-	-	-	-		4	1	3	-
UTILITY - TOTAL	612	572	519	269	46	1	-	195	8		53	22	31	40
UC-123	16	16	16	12	1	-	-	3	-		-	-	-	-
O-1	240	240	231	198	32	-	-	-	1		9	8	1	-
O-2	45	45	20	11	7	-	-	-	2		25	4	21	-
U-1	3	3	3	-	-	-	-	3	-		-	-	-	-
U-3	183	182	180	1	2	1	-	174	2		2	2	-	1
U-4	14	14	14	4	-	-	-	10	-		-	-	-	-
U-6	23	22	19	11	-	-	-	5	3		3	3	-	1
U-7	6	-	-	-	-	-	-	-	-		-	-	-	6
U-10	50	49	36	32	4	-	-	-	-		13	5	8	1
U-18	30	1	-	-	-	-	-	-	-		1	-	1	29
U-20	2	-	-	-	-	-	-	-	-		-	-	-	2

Source: Data Applications Division, Data Services Center, Comptroller of the Air Force

DOWNGRADED TO: UNCLASSIFIED AFTER 1 YEAR

[redacted]

TABLE 38 — FUNCTIONAL DISTRIBUTION OF USAF MISSILES BY MISSION, DESIGN, AND SERIES, WORLD-WIDE, BY QUARTER — FY 1967

(IRAN - Inspection and Repair As Necessary)

MISSION, DESIGN, AND SERIES	MISSILE TOTAL	ACTIVE									INACTIVE TOTAL
		Total	Operating					Non-Operating			
			Total	Tactical and Combat Support	Training	Special Activity and Utility Transportation	Test and Test Support	Total	Maintenance, Modification and IRAN	Other	
	30 SEPTEMBER 1966										
TOTAL	2,771	2,330	2,185	2,045	18	2	120	145	86	59	441
STRATEGIC - TOTAL	2,332	2,074	1,942	1,820	-	2	120	132	86	46	258
CGM-16D (Atlas)	10	10	9	-	-	-	9	1	-	1	-
CGM-16E (Atlas)	39	3	1	1	-	-	-	2	-	2	36
HGM-16F (Atlas)	96	14	6	1	-	-	5	8	-	8	82
PGM-17A (Thor)	38	11	4	2	-	-	2	7	5	2	27
ADM-20B (Quail)	51	51	50	50	-	-	-	1	1	-	-
ADM-20C (Quail)	406	406	388	388	-	-	-	18	18	-	-
HGM-25A (Titan)	77	2	1	1	-	-	-	1	1	-	75
LGM-25C (Titan)	76	71	57	56	-	-	1	14	11	3	5
AGM-28A (Hound Dog)	197	197	189	189	-	-	-	8	7	1	-
AGM-28B (Hound Dog)	369	367	350	348	-	2	-	17	8	9	2
LGM-30A (Minuteman)	133	132	127	125	-	-	2	5	5	-	1
LGM-30B (Minuteman)	657	645	627	620	-	-	7	18	17	1	12
LGM-30F (Minuteman)	183	165	133	39	-	-	94	32	13	19	18
TACTICAL - TOTAL	186	76	65	57	8	-	-	11	-	11	110
MGM-13A (Mace)	107	1	-	-	-	-	-	1	-	1	106
YGM-13A (Mace)	-	-	-	-	-	-	-	-	-	-	-
CGM-13B (Mace)	79	75	65	57	8	-	-	10	-	10	4
CGM-13C (Mace)	-	-	-	-	-	-	-	-	-	-	-
AIR DEFENSE - TOTAL	241	179	178	168	10	-	-	1	-	1	62
CIM-10A (Bomarc)	68	7	7	-	7	-	-	-	-	-	61
CIM-10B (Bomarc)	173	172	171	168	3	-	-	1	-	1	1
TEST - TOTAL	12	1	-	-	-	-	-	1	-	1	11
XGM-25C (Titan)	1	1	-	-	-	-	-	1	-	1	-
XGM-30F (Minuteman)	-	-	-	-	-	-	-	-	-	-	-
X-7A (Air Defense)	11	-	-	-	-	-	-	-	-	-	11
	31 DECEMBER 1966										
TOTAL	2,812	2,407	2,215	2,151	15	-	49	192	134	58	405
STRATEGIC - TOTAL	2,375	2,120	1,977	1,928	1	-	48	143	98	45	255
CGM-16D (Atlas)	9	9	8	-	-	-	8	1	-	1	-
CGM-16E (Atlas)	40	3	1	1	-	-	-	2	-	2	37
HGM-16F (Atlas)	96	14	6	1	-	-	5	8	-	8	82
PGM-17A (Thor)	38	11	4	2	-	-	2	7	5	2	27
ADM-20B (Quail)	51	51	50	50	-	-	-	1	1	-	-
ADM-20C (Quail)	406	406	388	388	-	-	-	18	18	-	-
HGM-25A (Titan)	77	2	1	1	-	-	-	1	1	-	75
LGM-25C (Titan)	76	72	60	59	-	-	1	12	10	2	4
AGM-28A (Hound Dog)	197	197	188	188	-	-	-	9	8	1	-
AGM-28B (Hound Dog)	369	368	343	343	-	-	-	25	16	9	1

DOWNGRADED TO:
UNCLASSIFIED AFTER 1 YEAR

[redacted]

TABLE 38 — FUNCTIONAL DISTRIBUTION OF USAF MISSILES BY MISSION, DESIGN, AND SERIES, WORLD-WIDE, BY QUARTER — FY 1967 (CONTINUED)

MISSION, DESIGN, AND SERIES	MISSILE TOTAL	ACTIVE									INACTIVE TOTAL
		Total	Operating					Non-Operating			
			Total	Tactical and Combat Support	Training	Special Activity and Utility Transportation	Test and Test Support	Total	Maintenance Modification and IRAN	Other	
	31 DECEMBER 1966 (Continued)										
STRATEGIC (Continued) . .											
LGM-30A (Minuteman) . .	123	121	116	114	1	-	1	5	5	-	2
LGM-30B (Minuteman) . .	648	632	609	604	-	-	5	23	23	-	16
LGM-30F (Minutemand) .	245	234	203	177	-	-	26	31	11	20	11
TACTICAL - TOTAL	186	105	58	57	1	-	-	47	36	11	81
MGM-13A (Mace)	107	37	-	-	-	-	-	37	36	1	70
YGM-13A (Mace)	-	-	-	-	-	-	-	-	-	-	-
CGM-13B (Mace)	79	68	58	57	1	-	-	10	-	10	11
CGM-13C (Mace)	-	-	-	-	-	-	-	-	-	-	-
AIR DEFENSE - TOTAL . . .	238	180	179	166	13	-	-	1	-	1	58
CIM-10A (Bomarc) . . .	66	9	9	-	9	-	-	-	-	-	57
CIM-10B (Bomarc) . . .	172	171	170	166	4	-	-	1	-	1	1
TEST - TOTAL	13	2	1	-	-	-	1	1	-	1	11
XGM-25C (Titan)	1	1	-	-	-	-	-	1	-	1	-
XGM-30F (Minuteman) . .	1	1	1	-	-	-	1	-	-	-	-
X-7A (Air Defense) . .	11	-	-	-	-	-	-	-	-	-	11
	31 MARCH 1967										
TOTAL	2,833	2,387	2,219	2,074	12	-	133	168	119	49	446
STRATEGIC - TOTAL	2,417	2,118	1,969	1,852	1	-	116	149	113	36	299
CGM-16D (Atlas)	8	8	7	-	-	-	7	1	-	1	-
CGM-16E (Atlas)	39	3	1	1	-	-	-	2	-	2	36
HGM-16F (Atlas)	96	14	6	1	-	-	5	8	-	8	82
PGM-17A (Thor)	36	11	3	2	-	-	1	8	6	2	25
ADM-20B (Quail)	51	51	50	50	-	-	-	1	1	-	-
ADM-20C (Quail)	406	406	388	388	-	-	-	18	18	-	-
HGM-25A (Titan)	77	2	1	1	-	-	-	1	1	-	75
LGM-25C (Titan)	77	71	59	56	-	-	3	12	10	2	6
AGM-28A (Hound Dog) . .	196	193	185	185	-	-	-	8	7	1	3
AGM-28B (Hound Dog) . .	369	369	351	351	-	-	-	18	9	9	-
LGM-30A (Minuteman) . .	118	114	104	102	1	-	1	10	10	-	4
LGM-30B (Minuteman) . .	637	616	584	579	-	-	5	32	32	-	21
LGM-30F (Minuteman) . .	307	260	230	136	-	-	94	30	19	11	47
TACTICAL - TOTAL	172	91	74	57	1	-	16	17	6	11	81
MGM-13A (Mace)	93	23	16	-	-	-	16	7	6	1	70
YGM-13A (Mace)	-	-	-	-	-	-	-	-	-	-	-
CGM-13B (Mace)	79	68	58	57	1	-	-	10	-	10	11
CGM-13C (Mace)	-	-	-	-	-	-	-	-	-	-	-
AIR DEFENSE - TOTAL . . .	231	176	175	165	10	-	-	1	-	1	55
CIM-10A (Bomarc) . . .	61	7	7	-	7	-	-	-	-	-	54
CIM-10B (Bomarc) . . .	170	169	168	165	3	-	-	1	-	1	1

DOWNGRADED TO:
UNCLASSIFIED AFTER 1 YEAR

[redacted]

TABLE 38 — FUNCTIONAL DISTRIBUTION OF USAF MISSILES BY MISSION, DESIGN, AND SERIES, WORLD-WIDE, BY QUARTER — FY 1967 (CONTINUED)

MISSION, DESIGN, AND SERIES	MISSILE TOTAL	ACTIVE									INACTIVE TOTAL
		Total	Operating					Non-Operating			
			Total	Tactical and Combat Support	Training	Special Activity and Utility Transportation	Test and Test Support	Total	Maintenance Modification and IRAN	Other	
	31 MARCH 1967 (Continued)										
TEST - TOTAL	13	2	1	-	-	-	1	1	-	1	11
XGM-25C (Titan)	1	1	-	-	-	-	-	1	-	1	-
XGM-30F (Minuteman)	1	1	1	-	-	-	1	-	-	-	-
X-7A (Air Defense)	11	-	-	-	-	-	-	-	-	-	11
	30 JUNE 1967										
TOTAL	2,830	2,350	2,158	2,009	10	-	139	192	149	43	480
STRATEGIC - TOTAL	2,425	2,077	1,900	1,792	1	-	107	177	148	29	3[redacted]
CGM-16D (Atlas)	7	7	6	-	-	-	6	1	-	1	[redacted]
CGM-16E (Atlas)	38	2	-	-	-	-	-	2	-	2	[redacted]
HGM-16F (Atlas)	92	12	5	-	-	-	5	7	3	4	[redacted]
PGM-17A (Thor)	35	17	7	2	-	-	5	10	9	1	[redacted]
ADM-20B (Quail)	50	50	49	49	-	-	-	1	1	-	[redacted]
ADM-20C (Quail)	406	406	389	389	-	-	-	17	17	-	[redacted]
GM-25A (Titan)	77	-	-	-	-	-	-	-	-	-	[redacted]
GM-25C (Titan)	78	71	61	58	-	-	3	10	9	1	[redacted]
GM-28A (Hound Dog)	195	157	148	148	-	-	-	9	7	2	3[redacted]
AGM-28B (Hound Dog)	369	369	352	352	-	-	-	17	8	9	-
LGM-30A (Minuteman)	112	108	103	101	1	-	1	5	5	-	4
LGM-30B (Minuteman)	625	591	538	532	-	-	6	53	53	-	34
LGM-30F (Minuteman)	341	287	242	161	-	-	81	45	36	9	54
TACTICAL - TOTAL	165	98	86	54	2	-	30	12	1	11	67
MGM-13A (Mace)	86	32	30	-	-	-	30	2	1	1	54
YGM-13A (Mace)	-	-	-	-	-	-	-	-	-	-	-
CGM-13B (Mace)	79	66	56	54	2	-	-	10	-	10	13
CGM-13C (Mace)	-	-	-	-	-	-	-	-	-	-	-
AIR DEFENSE - TOTAL	226	172	170	163	7	-	-	2	-	2	54
CIM-10A (Bomarc)	58	5	5	-	5	-	-	-	-	-	53
CIM-10B (Bomarc)	168	167	165	163	2	-	-	2	-	2	1
TEST - TOTAL	14	3	2	-	-	-	2	1	-	1	11
XGM-25C (Titan)	1	1	-	-	-	-	-	1	-	1	-
XGM-30F (Minuteman)	2	2	2	-	-	-	2	-	-	-	-
X-7A (Air Defense)	11	-	-	-	-	-	-	-	-	-	11

Source: Data Applications Division, Data Services Center, Comptroller of the Air Force

DOWNGRADED TO:
UNCLASSIFIED AFTER 1 YEAR

TABLE 39 — FUNCTIONAL DISTRIBUTION OF USAF AIRCRAFT AT END OF QUARTER, AND HOURS FLOWN DURING QUARTER, BY COMMAND, WORLD-WIDE — FY 1967

(IRAN - Inspection and Repair As Necessary)

COMMAND	FLYING HOURS TOTAL	TOTAL AIRCRAFT	ACTIVE											INACTIVE TOTAL
			Total	Operating							Non-Operating			
				Total	Tactical and Combat Support	Training	Operational Support	Administrative	Special Activity and Utility Transport	Test and Test Support	Total	Maintenance, Modification, and IRAN	Other	
	30 SEPTEMBER 1966													
TOTAL	1,629,683	13,978	11,763	10,518	6,509	2,517	161	85	849	397	1,245	1,111	134	2,215
Air Defense Command	129,553	1,382	1,364	1,190	881	210	-	8	85	6	174	174	-	18
Air Force Communications Service	2,047	17	17	16	16	-	-	-	-	-	1	1	-	[illegible]
Air Force Logistics Command	20,624	2,262	423	156	13	2	11	7	85	38	267	247	20	1,839
Air Force Systems Command	35,273	608	563	461	1	41	11	4	56	348	102	64	38	[illegible]
Air Training Command	273,595	1,927	1,712	1,660	-	1,610	-	2	44	4	52	15	37	[illegible]
Air University	6,557	62	59	58	-	-	38	2	18	-	1	1	-	[illegible]
Alaskan Air Command	9,195	106	103	95	88	-	-	2	5	-	8	8	-	[illegible]
Continental Air Command	2,936	53	53	52	37	-	6	-	9	-	1	1	-	[illegible]
Headquarters Command, USAF	22,727	164	146	144	19	3	40	20	61	1	2	2	-	[illegible]
Military Airlift Command	291,830	1,046	1,036	973	906	-	2	9	56	-	63	63	-	10
Pacific Air Forces	301,023	1,742	1,740	1,475	1,386	7	8	7	67	-	265	241	24	2
Strategic Air Command	249,763	1,729	1,708	1,604	1,406	14	24	4	156	-	104	103	1	21
Tactical Air Command	190,362	1,841	1,827	1,685	991	612	16	5	61	-	142	139	3	14
USAF Academy	-	2	-	-	-	-	-	-	-	-	-	-	-	2
U S Air Forces in Europe	84,074	945	927	867	717	18	5	11	116	-	60	49	11	18
USAF Security Service	1,310	7	7	7	-	-	-	1	6	-	-	-	-	-
USAF Southern Command	8,814	85	78	75	48	-	-	3	24	-	3	3	-	7
	31 DECEMBER 1966													
TOTAL	1,571,771	14,073	11,855	10,465	6,511	2,518	151	82	798	405	1,390	1,146	244	2,218
Air Defense Command	120,695	1,351	1,333	1,144	853	197	-	9	81	4	189	162	27	18
Air Force Communications Service	1,978	18	18	16	16	-	-	-	-	-	2	2	-	-
Air Force Logistics Command	18,367	2,338	455	158	14	3	11	7	81	42	297	258	39	1,883

DOWNGRADED TO:
UNCLASSIFIED AFTER 1 YEAR

[redacted]

TABLE 39 — FUNCTIONAL DISTRIBUTION OF USAF AIRCRAFT AT END OF QUARTER, AND HOURS FLOWN DURING QUARTER BY COMMAND, WORLD-WIDE — FY 1967 (CONTINUED)

COMMAND	FLYING HOURS TOTAL	TOTAL AIR-CRAFT	ACTIVE											INA-CTIVE TOTAL
			Total	Operating							Non-Operating			
				Total	Tactical and Combat Support	Training	Operational Support	Administrative	Special Activity and Utility Transport	Test and Test Support	Total	Maintenance Modification and IRAN	Other	
	31 DECEMBER 1966 (Continued)													
Air Force Systems Command	33,366	656	611	459	-	39	11	5	50	354	152	94	58	45
Air Training Command	225,337	1,883	1,710	1,667	-	1,614	-	2	47	4	43	11	32	173
Air University	8,846	64	61	60	-	-	36	2	22	-	1	1	-	3
Alaskan Air Command	9,077	106	104	90	83	-	-	2	5	-	14	12	2	2
Continental Air Command	2,008	51	50	48	34	-	7	-	7	-	2	2	-	1
Headquarters Command, USAF	21,430	163	145	142	18	3	40	19	61	1	3	3	-	18
Military Airlift Command	292,268	1,031	1,021	940	876	-	1	9	54	-	81	56	25	10
Pacific Air Forces	327,026	1,867	1,865	1,606	1,533	5	5	7	56	-	259	232	27	2
Strategic Air Command	244,971	1,718	1,697	1,573	1,389	14	21	3	146	-	124	123	1	21
Tactical Air Command	184,591	1,841	1,827	1,688	988	625	16	5	54	-	139	129	10	14
USAF Academy	-	2	-	-	-	-	-	-	-	-	-	-	-	2
U S Air Forces in Europe	71,688	892	874	794	659	18	3	9	105	-	80	58	22	18
USAF Security Service	1,319	7	7	6	-	-	-	-	6	-	1	1	-	-
USAF Southern Command	8,804	85	77	74	48	-	-	3	23	-	3	2	1	8
	31 MARCH 1967													
TOTAL	1,663,836	14,229	11,987	10,641	6,653	2,574	126	92	800	396	1,346	1,076	270	2,242
Air Defense Command	117,566	1,350	1,328	1,170	867	213	-	10	76	4	158	125	33	22
Air Force Communications Service	1,958	17	17	13	13	-	-	-	-	-	4	4	-	-
Air Force Logistics Command	19,436	2,381	484	170	15	3	11	9	90	42	314	261	53	1,897
Air Force Systems Command	31,479	654	601	445	-	39	7	5	49	345	156	104	52	53
Air Training Command	227,976	1,879	1,707	1,666	-	1,613	-	3	46	4	41	11	30	172
Air University	9,527	64	61	56	-	-	31	2	23	-	5	5	-	3
Alaskan Air Command	8,888	99	97	89	84	-	-	1	4	-	8	8	-	2
Continental Air Command	2,258	51	51	49	37	-	6	-	6	-	2	2	-	-
Headquarters Command, USAF	22,559	166	149	141	20	5	38	20	57	1	8	8	-	17
Military Airlift Command a/	289,023	999	989	920	858	-	1	10	51	-	69	56	13	10
Pacific Air Forces	397,482	1,988	1,982	1,758	1,685	4	3	8	58	-	224	176	48	6

[redacted]

DOWNGRADED TO:
UNCLASSIFIED AFTER 1 YEAR

[redacted]

TABLE 39 — FUNCTIONAL DISTRIBUTION OF USAF AIRCRAFT AT END OF QUARTER, AND HOURS FLOWN DURING QUARTER, BY COMMAND, WORLD-WIDE — FY 1967 (CONTINUED)

COMMAND	FLYING HOURS TOTAL	TOTAL AIRCRAFT	ACTIVE											IN-ACTIVE TOTAL
			Total	Operating							Non-Operating			
				Total	Tactical and Combat Support	Training	Operational Support	Administrative	Special Activity and Utility Transport	Test and Test Support	Total	Maintenance Modification and IRAN	Other	
	31 MARCH 1967 (Continued)													
Strategic Air Command	248,226	1,688	1,668	1,546	1,374	13	14	2	143	-	122	119	3	20
Tactical Air Command	199,942	1,926	1,914	1,750	1,003	668	12	5	62	-	164	148	16	12
USAF Academy	-	2	-	-	-	-	-	-	-	-	-	-	-	2
U S Air Forces in Europe	77,356	874	856	786	649	16	3	11	107	-	70	48	22	18
USAF Security Service	1,351	7	7	7	-	-	-	1	6	-	-	-	-	-
USAF Southern Command	8,809	84	76	75	48	-	-	5	22	-	1	1	-	8
	30 JUNE 1967													
TOTAL	1,699,845	14,459	12,064	10,520	6,581	2,558	112	83	783	403	1,544	1,047	497	2,395
Air Defense Command	115,182	1,320	1,304	1,144	847	211	1	10	71	4	160	103	57	16
Air Force Communications Service	2,093	19	18	14	14	-	-	-	-	-	4	4	-	1
Air Force Logistics Command	17,806	2,557	493	168	17	4	9	7	89	42	325	230	95	2,064
Air Force Systems Command	34,333	669	616	458	1	41	6	4	54	352	158	95	63	53
Air Training Command	262,626	1,886	1,714	1,649	-	1,598	-	3	46	2	65	15	50	172
Air University	7,860	66	63	58	-	-	32	2	24	-	5	5	-	3
Alaskan Air Command	12,169	95	94	91	85	-	-	2	4	-	3	3	-	1
Continental Air Command	1,839	53	53	53	38	-	7	-	8	-	-	-	-	-
Headquarters Command, USAF	22,598	160	147	139	23	5	33	20	57	1	8	8	-	13
Military Airlift Command	290,061	988	978	896	838	-	1	10	47	-	82	69	13	10
Pacific Air Forces	399,357	2,006	2,001	1,693	1,620	6	1	9	56	1	308	195	113	5
Strategic Air Command	238,309	1,681	1,662	1,522	1,353	14	11	2	142	-	140	124	16	19
Tactical Air Command	204,512	1,932	1,922	1,721	984	662	11	5	59	-	201	154	47	10
USAF Academy	-	2	-	-	-	-	-	-	-	-	-	-	-	2
U S Air Forces in Europe	81,060	931	912	834	716	17	-	3	97	1	78	36	42	19
USAF Security Service	1,425	7	7	7	-	-	-	1	6	-	-	-	-	-
USAF Southern Command	8,615	87	80	73	45	-	-	5	23	-	7	6	1	7

Source: Data Applications Division, Data Services Center, Comptroller of the Air Force

DOWNGRADED TO:
UNCLASSIFIED AFTER 1 YEAR

[redacted]

TABLE 40 — AGE (IN MONTHS) DISTRIBUTION OF USAF AIRCRAFT BY MISSION; DESIGN, AND SERIES, WORLD-WIDE — 30 JUN 1967

AIRCRAFT BY MISSION AND DESIGN	AVERAGE AGE IN MONTHS	AIRCRAFT TOTAL	AIRCRAFT BY AGE (IN MONTHS)									
			0 thru 12	13 thru 24	25 thru 36	37 thru 48	49 thru 60	61 thru 72	73 thru 84	85 thru 96	97 thru 108	109 and Older
TOTAL	101.4	14,459	1,311	767	933	732	547	607	549	894	1,096	7,023
BOMBER - TOTAL	125.4	1,644	-	-	1	-	27	95	82	111	131	1,197
B-17G		1	-	-	-	-	-	-	-	-	-	1
B-26B		5	-	-	-	-	-	-	-	-	-	5
B-26C		2	-	-	-	-	-	-	-	-	-	2
B-45C		1	-	-	-	-	-	-	-	-	-	1
B-47B		1	-	-	-	-	-	-	-	-	-	1
B-47E		785	-	-	-	-	-	-	-	-	-	785
B-50D		1	-	-	-	-	-	-	-	-	-	1
B-52A		1	-	-	-	-	-	-	-	-	-	1
B-52B		37	-	-	-	-	-	-	-	-	-	37
B-52C		32	-	-	-	-	-	-	-	-	-	32
B-52D		156	-	-	-	-	-	-	-	-	-	156
B-52E		95	-	-	-	-	-	-	-	-	-	95
B-52F		83	-	-	-	-	-	-	-	-	73	10
B-52G		187	-	-	-	-	-	-	36	101	50	-
B-52H		102	-	-	-	-	14	67	20	1	-	-
B-57B		43	-	-	-	-	-	-	-	-	-	43
B-57C		8	-	-	-	-	-	-	-	-	-	8
B-57E		17	-	-	-	-	-	-	-	-	-	17
B-58A		85	-	-	-	-	13	28	26	9	8	1
B-66B		1	-	-	-	-	-	-	-	-	-	1
XB-70A		1	-	-	1	-	-	-	-	-	-	-
TANKER - TOTAL	83.1	703	-	-	29	79	90	41	72	106	166	120
KC-97F		1	-	-	-	-	-	-	-	-	-	1
KC-97G		26	-	-	-	-	-	-	-	-	-	26
KC-135A		673	-	-	29	79	90	41	71	105	166	92
KC-135R		3	-	-	-	-	-	-	1	1	-	1
FIGHTER - TOTAL	73.9	3,804	618	258	298	275	91	107	162	390	291	1,314
A-1E		65	-	30	32	2	-	-	-	-	-	1
A-1G		7	6	1	-	-	-	-	-	-	-	-
A-1H		1	1	-	-	-	-	-	-	-	-	-
F-4A		1	1	-	-	-	-	-	-	-	-	-
F-4C		455	-	154	191	109	1	-	-	-	-	-
F-4D		548	484	64	-	-	-	-	-	-	-	-
YF-4E		3	1	-	-	2	-	-	-	-	-	-
F-5A		11	2	-	6	2	-	-	-	1	-	-
YF-5A		1	-	-	-	-	-	-	-	1	-	-
F-5B		5	-	-	2	3	-	-	-	-	-	-
F-5C		6	5	1	-	-	-	-	-	-	-	-
F-5D		2	2	-	-	-	-	-	-	-	-	-
F-84F		1	-	-	-	-	-	-	-	-	-	1
F-84G		1	-	-	-	-	-	-	-	-	-	1
F-86E		1	-	-	-	-	-	-	-	-	-	1
F-86F		36	-	-	-	-	-	-	-	-	-	36
F-86H		36	-	-	-	-	-	-	-	-	-	36
F-86L		103	102	-	-	-	-	-	-	-	-	1
F-89J		38	-	-	-	-	-	-	-	-	-	38
F-100A		40	-	-	-	-	-	-	-	-	-	40
F-100C		74	-	-	-	-	-	-	-	-	-	74
F-100D		577	-	-	-	-	-	-	-	3	41	533
F-100F		184	-	-	-	-	-	-	-	-	30	154
F-101A		1	-	-	-	-	-	-	-	-	-	1
F-101B		283	-	-	-	-	-	-	21	172	87	3

DOWNGRADED TO:
UNCLASSIFIED AFTER 1 YEAR

[redacted]

TABLE 40 — AGE (IN MONTHS) DISTRIBUTION OF USAF AIRCRAFT BY MISSION, DESIGN, AND SERIES, WORLD-WIDE — 30 JUN 1967 (CONTINUED)

AIRCRAFT BY MISSION AND DESIGN	AVERAGE AGE IN MONTHS	AIRCRAFT TOTAL	AIRCRAFT BY AGE (IN MONTHS)									
			0 thru 12	13 thru 24	25 thru 36	37 thru 48	49 thru 60	61 thru 72	73 thru 84	85 thru 96	97 thru 108	109 and Older
FIGHTER (Continued)												
TF-101B		1	-	-	-	-	-	-	-	-	-	1
F-101C		1	-	-	-	-	-	-	-	-	-	1
F-101F		49	-	-	-	-	-	-	4	30	15	-
TF-101F		3	-	-	-	-	-	-	-	-	-	3
F-102A		284	-	-	-	-	-	-	-	-	8	276
TF-102A		59	-	-	-	-	-	-	-	-	4	55
F-104A		54	-	-	-	-	-	-	-	-	16	38
F-104B		9	-	-	-	-	-	-	-	-	4	5
F-104C		27	-	-	-	-	-	-	-	-	27	-
F-104D		17	-	-	-	-	-	-	-	4	13	-
F-104G		62	-	1	13	40	8	-	-	-	-	-
TF-104G		39	4	-	2	30	3	-	-	-	-	-
F-105B		16	-	-	-	-	-	-	-	16	-	-
F-105D		290	-	-	-	24	79	107	73	7	-	-
F-105F		111	-	-	48	63	-	-	-	-	-	-
F-106A		224	-	-	-	-	-	-	51	124	36	13
F-106B		56	-	-	-	-	-	-	13	32	10	1
F-111A		21	10	7	4	-	-	-	-	-	-	-
YAT-28E		1	-	-	-	-	-	-	-	-	-	1
RECONNAISSANCE-TOTAL	102.5	1,144	151	122	92	13	11	40	3	3	58	651
EA-1E		13	13	-	-	-	-	-	-	-	-	-
RB-45C		1	-	-	-	-	-	-	-	-	-	1
EB-47E		74	-	-	-	-	-	-	-	-	-	74
RB-47E		72	-	-	-	-	-	-	-	-	-	72
WB-47E		28	-	-	-	-	-	-	-	-	-	28
EB-47H		3	-	-	-	-	-	-	-	-	-	3
RB-47H		25	-	-	-	-	-	-	-	-	-	25
RB-47K		12	-	-	-	-	-	-	-	-	-	12
EB-47L		36	-	-	-	-	-	-	-	-	-	36
WB-50D		1	-	-	-	-	-	-	-	-	-	1
RB-50F		16	-	-	-	-	-	-	-	-	-	16
EB-57A		12	-	-	-	-	-	-	-	-	-	12
RB-57A		2	-	-	-	-	-	-	-	-	-	2
EB-57B		9	-	-	-	-	-	-	-	-	-	9
RB-57C		6	-	-	-	-	-	-	-	-	-	6
EB-57D		7	-	-	-	-	-	-	-	-	-	7
RB-57D		2	-	-	-	-	-	-	-	-	-	2
EB-57E		28	-	-	-	-	-	-	-	-	-	28
RB-57E		4	-	-	-	-	-	-	-	-	-	4
RB-57F		20	3	4	11	2	-	-	-	-	-	-
EB-66B		13	-	-	-	-	-	-	-	-	-	13
RB-66B		71	-	-	-	-	-	-	-	-	-	71
EB-66C		13	-	-	-	-	-	-	-	-	-	13
RB-66C		3	-	-	-	-	-	-	-	-	-	3
WB-66D		11	-	-	-	-	-	-	-	-	-	11
EC-47D		12	-	-	-	-	-	-	-	-	-	12
RC-47N		25	-	-	-	-	-	-	-	-	-	25
RC-47P		27	-	-	-	-	-	-	-	-	-	27
EC-121D		43	-	-	-	-	-	-	-	-	-	43
EC-121H		27	-	-	-	-	-	6	-	-	-	21
EC-121K		2	1	1	-	-	-	-	-	-	-	-
EC-121P		4	1	3	-	-	-	-	-	-	-	-
EC-121Q		4	-	-	-	-	-	-	-	-	-	4
EC-121R		30	30	-	-	-	-	-	-	-	-	-

DOWNGRADED TO:
UNCLASSIFIED AFTER 1 YEAR

[redacted]

TABLE 40 — AGE (IN MONTHS) DISTRIBUTION OF USAF AIRCRAFT BY MISSION, DESIGN, AND SERIES, WORLD-WIDE — 30 JUN 1967 (CONTINUED)

AIRCRAFT BY MISSION AND DESIGN	AVERAGE AGE IN MONTHS	AIRCRAFT TOTAL	AIRCRAFT BY AGE (IN MONTHS)									
			0 thru 12	13 thru 24	25 thru 36	37 thru 48	49 thru 60	61 thru 72	73 thru 84	85 thru 96	97 thru 108	109 and Older
RECONNAISSANCE (Continued)												
RC-130A		16	-	-	-	-	-	-	-	3	12	1
WC-130B		5	-	-	-	-	5	-	-	-	-	-
WC-130E		6	-	-	3	-	2	1	-	-	-	-
EC-135A		8	-	-	-	-	-	6	-	-	1	1
RC-135A		4	-	4	-	-	-	-	-	-	-	-
RC-135B		2	-	-	1	1	-	-	-	-	-	-
WC-135B		10	-	-	-	-	-	10	-	-	-	-
EC-135C		16	-	-	13	3	-	-	-	-	-	-
RC-135C		8	-	-	8	-	-	-	-	-	-	-
RC-135D		3	-	-	-	-	-	1	2	-	-	-
RC-135E		1	-	-	-	-	1	-	-	-	-	-
EC-135G		4	-	-	-	4	-	-	-	-	-	-
EC-135H		3	-	-	-	-	-	3	-	-	-	-
EC-135J		1	-	-	1	-	-	-	-	-	-	-
EC-135L		3	-	-	-	-	-	3	-	-	-	-
RC-135M		6	-	-	-	-	2	4	-	-	-	-
EC-135N		6	-	-	-	-	-	6	-	-	-	-
EC-135P		4	-	-	-	-	-	-	-	-	4	-
RC-135S		1	-	-	-	-	-	-	1	-	-	-
RF-4C		270	103	110	55	2	-	-	-	-	-	-
YRF-4C		2	-	-	-	1	1	-	-	-	-	-
RF-84F		1	-	-	-	-	-	-	-	-	-	1
RF-101A		16	-	-	-	-	-	-	-	-	-	16
RF-101C		82	-	-	-	-	-	-	-	-	41	41
RF-101G		1	-	-	-	-	-	-	-	-	-	1
ET-29D		9	-	-	-	-	-	-	-	-	-	9
SEARCH AND RESCUE												
TOTAL	115.0	143	21	36	6	-	-	-	-	-	-	80
HC-47A		11	-	-	-	-	-	-	-	-	-	11
HC-47D		2	-	-	-	-	-	-	-	-	-	2
HC-54D		2	-	-	-	-	-	-	-	-	-	2
HC-97G		12	-	-	-	-	-	-	-	-	-	12
HC-130H		50	8	36	6	-	-	-	-	-	-	-
HC-130P		13	13	-	-	-	-	-	-	-	-	-
HU-16A		9	-	-	-	-	-	-	-	-	-	9
HU-16B		44	-	-	-	-	-	-	-	-	-	44
SPECIAL RESEARCH												
TOTAL	45.9	10	1	4	1	-	-	1	1	1	-	1
XV-4A		1	1	-	-	-	-	-	-	-	-	-
XV-6A		4	-	4	-	-	-	-	-	-	-	-
X-15A		3	-	-	-	-	-	1	1	1	-	-
X-19		1	-	-	1	-	-	-	-	-	-	-
X-21A		1	-	-	-	-	-	-	-	-	-	1
CARGO - TOTAL	140.8	2,616	228	109	96	150	82	76	35	54	48	1,738
VC-6A		1	-	1	-	-	-	-	-	-	-	-
C-7A		132	119	-	-	-	-	8	5	-	-	-
YC-7A		5	-	-	-	-	-	-	-	5	-	-
C-46D		14	-	-	-	-	-	-	-	-	-	14
C-47A		69	-	-	-	-	-	-	-	-	-	69
VC-47A		30	-	-	-	-	-	-	-	-	-	30
VC-47B		4	-	-	-	-	-	-	-	-	-	4

DOWNGRADED TO:
UNCLASSIFIED AFTER 1 YEAR

[redacted]

TABLE 40 — AGE (IN MONTHS) DISTRIBUTION OF USAF AIRCRAFT BY MISSION, DESIGN, AND SERIES, WORLD-WIDE — 30 JUN 1967 (CONTINUED)

AIRCRAFT BY MISSION AND DESIGN	AVERAGE AGE IN MONTHS	AIRCRAFT TOTAL	AIRCRAFT BY AGE (IN MONTHS)									
			0 thru 12	13 thru 24	25 thru 36	37 thru 48	49 thru 60	61 thru 72	73 thru 84	85 thru 96	97 thru 108	109 and Older
CARGO (Continued)												
C-47D		174	-	-	-	-	-	-	-	-	-	174
AC-47D		31	-	-	-	-	-	-	-	-	-	31
VC-47D		93	-	-	-	-	-	-	-	-	-	93
C-54D		36	-	-	-	-	-	-	-	-	-	36
VC-54D		6	-	-	-	-	-	-	-	-	-	6
C-54E		26	-	-	-	-	-	-	-	-	-	26
C-54G		43	-	-	-	-	-	-	-	-	-	43
VC-54G		13	-	-	-	-	-	-	-	-	-	13
C-54M		14	-	-	-	-	-	-	-	-	-	14
C-97D		5	-	-	-	-	-	-	-	-	-	5
C-97F		1	-	-	-	-	-	-	-	-	-	1
C-97G		25	-	-	-	-	-	-	-	-	-	25
C-97K		16	-	-	-	-	-	-	-	-	-	16
C-117A		4	-	-	-	-	-	-	-	-	-	4
VC-117A		1	-	-	-	-	-	-	-	-	-	1
C-117B		6	-	-	-	-	-	-	-	-	-	6
VC-117B		1	-	-	-	-	-	-	-	-	-	1
C-117C		4	-	-	-	-	-	-	-	-	-	4
C-118A		52	-	-	-	-	-	-	-	-	-	52
VC-118A		43	-	-	-	-	-	-	-	-	1	42
C-119C		152	-	-	-	-	-	-	-	-	-	152
C-119G		23	-	-	-	-	-	-	-	-	-	23
C-119J		18	-	-	-	-	-	-	-	-	-	18
C-121A		8	-	-	-	-	-	-	-	-	-	8
C-121C		6	-	-	-	-	-	1	-	-	-	5
C-121G		6	-	-	-	-	-	-	-	-	-	6
C-123B		183	-	-	-	-	-	-	-	-	2	181
C-123J		1	-	-	-	-	-	-	-	-	-	1
C-124C		211	-	-	-	-	-	-	-	-	-	211
C-130A		169	-	-	-	-	-	-	-	-	6	163
DC-130A		3	-	-	-	-	-	-	-	-	1	2
MC-130A		1	-	-	-	-	-	-	-	-	1	-
C-130B		114	-	-	-	-	-	39	22	40	13	-
C-130D		1	-	-	-	-	-	-	-	-	-	1
WC-130D		12	-	-	-	-	-	-	-	-	12	-
C-130E		307	-	19	70	143	69	5	1	-	-	-
DC-130E		2	-	-	-	-	2	-	-	-	-	-
C-131A		26	-	-	-	-	-	-	-	-	-	26
VC-131A		4	-	-	-	-	-	-	-	-	-	4
C-131B		35	-	-	-	-	-	-	-	-	-	35
C-131D		28	-	-	-	-	-	-	-	-	-	28
C-131E		7	-	-	-	-	-	-	-	-	-	7
VC-131H		4	-	-	-	-	-	-	-	-	-	4
C-133A		26	-	-	-	-	-	-	-	1	9	16
C-133B		15	-	-	-	-	-	-	7	8	-	-
C-135A		8	-	-	-	-	-	8	-	-	-	-
C-135B		11	-	-	-	-	-	11	-	-	-	-
VC-137B		3	-	-	-	-	-	-	-	-	3	-
VC-137C		1	-	-	-	-	1	-	-	-	-	-
C-140A		4	-	-	-	-	4	-	-	-	-	-
C-140B		5	-	-	-	1	4	-	-	-	-	-
VC-140B		6	-	-	-	-	2	4	-	-	-	-
C-141A		226	108	86	26	6	-	-	-	-	-	-
XC-142A		4	1	3	-	-	-	-	-	-	-	-
CT-29A		4	-	-	-	-	-	-	-	-	-	4
VT-29A		21	-	-	-	-	-	-	-	-	-	21

[redacted]

DOWNGRADED TO:
UNCLASSIFIED AFTER 1 YEAR

TABLE 40 — AGE (IN MONTHS) DISTRIBUTION OF USAF AIRCRAFT BY MISSION, DESIGN, AND SERIES, WORLD-WIDE — 30 JUN 1967 (CONTINUED)

AIRCRAFT BY MISSION AND DESIGN	AVERAGE AGE IN MONTHS	AIRCRAFT TOTAL	AIRCRAFT BY AGE (IN MONTHS)									
			0 thru 12	13 thru 24	25 thru 36	37 thru 48	49 thru 60	61 thru 72	73 thru 84	85 thru 96	97 thru 108	109 and Older
CARGO (Continued)												
VT-29B		48	-	-	-	-	-	-	-	-	-	48
VT-29C		24	-	-	-	-	-	-	-	-	-	24
VT-29D		40	-	-	-	-	-	-	-	-	-	40
TRAINER - TOTAL	95.2	3,198	146	168	330	159	191	215	117	195	322	1,355
TB-26B		1	-	-	-	-	-	-	-	-	-	1
TB-57C		1	-	-	-	-	-	-	-	-	-	1
TB-58A		8	-	-	-	-	-	-	-	-	3	5
TC-47B		1	-	-	-	-	-	-	-	-	-	1
TC-47D		19	-	-	-	-	-	-	-	-	-	19
TC-54D		4	-	-	-	-	-	-	-	-	-	4
TC-121C		6	-	-	-	-	-	-	-	-	-	6
T-28A		55	-	-	-	-	-	-	-	-	-	55
T-28D		29	-	-	-	-	-	-	-	-	-	29
T-29A		18	-	-	-	-	-	-	-	-	-	18
T-29B		34	-	-	-	-	-	-	-	-	-	34
T-29C		82	-	-	-	-	-	-	-	-	-	82
T-29D		40	-	-	-	-	-	-	-	-	-	40
T-33A		1,023	-	-	-	-	-	-	-	23	166	834
DT-33A		9	-	-	-	-	-	-	-	-	-	9
T-33B		1	-	-	-	-	-	-	-	-	-	1
T-34A		75	-	-	-	-	-	-	-	-	-	75
T-37B		691	34	28	34	-	5	50	80	166	153	141
YAT-37D		2	-	-	-	-	2	-	-	-	-	-
T-38A		795	112	140	136	139	128	111	23	6	-	-
T-39A		138	-	-	-	20	56	54	8	-	-	-
T-39B		6	-	-	-	-	-	-	6	-	-	-
T-41A		160	-	-	160	-	-	-	-	-	-	-
HELICOPTER - TOTAL	69.7	511	74	70	49	36	48	17	46	34	-	137
TH-1F		17	17	-	-	-	-	-	-	-	-	-
UH-1F		115	33	46	34	2	-	-	-	-	-	-
CH-3B		6	-	-	-	-	6	-	-	-	-	-
CH-3C		40	-	15	9	16	-	-	-	-	-	-
CH-3E		14	13	-	-	1	-	-	-	-	-	-
HH-3E		19	7	9	3	-	-	-	-	-	-	-
OH-13E		3	-	-	-	-	-	-	-	-	-	3
UH-13J		2	-	-	-	-	-	-	-	-	-	2
HH-19B		29	-	-	-	-	-	-	-	-	-	29
UH-19B		53	-	-	-	-	-	-	-	-	-	53
CH-21B		42	-	-	-	-	-	-	-	-	-	42
HH-21B		8	-	-	-	-	-	-	-	-	-	8
HH-43B		155	-	-	3	13	42	17	46	34	-	-
HH-43F		4	-	-	-	4	-	-	-	-	-	-
CH-53A		2	2	-	-	-	-	-	-	-	-	-
HH-53B		2	2	-	-	-	-	-	-	-	-	-
ATTACK - TOTAL	83.1	74	18	-	31	1	-	-	-	-	-	24
A-26A		32	-	-	31	1	-	-	-	-	-	-
A-37A		4	4	-	-	-	-	-	-	-	-	-
AT-33A		24	-	-	-	-	-	-	-	-	-	24
S-2D		14	14	-	-	-	-	-	-	-	-	-
UTILITY - TOTAL	118.7	612	54	-	-	19	7	15	31	-	80	406
UC-123B		16	-	-	-	-	-	-	-	-	-	16
O-1E		95	-	-	-	-	-	-	-	-	3	92

DOWNGRADED TO:
UNCLASSIFIED AFTER 1 YEAR

[redacted]

TABLE 40 — AGE (IN MONTHS) DISTRIBUTION OF USAF AIRCRAFT BY MISSION, DESIGN, AND SERIES, WORLD-WIDE — 30 JUN 1967 (CONTINUED)

AIRCRAFT BY MISSION AND DESIGN	AVERAGE AGE IN MONTHS	AIRCRAFT TOTAL	AIRCRAFT BY AGE (IN MONTHS)									
			0 thru 12	13 thru 24	25 thru 36	37 thru 48	49 thru 60	61 thru 72	73 thru 84	85 thru 96	97 thru 108	109 and Older
UTILITY - TOTAL (Continued)												
O-1F		49	-	-	-	-	-	-	-	-	14	35
O-1G		96	-	-	-	-	-	-	-	-	-	96
O-2A		19	19	-	-	-	-	-	-	-	-	-
O-2B		26	26	-	-	-	-	-	-	-	-	-
U-1A		3	-	-	-	-	-	-	-	-	1	2
U-3A		152	-	-	-	-	-	-	-	-	62	90
U-3B		31	-	-	-	-	-	-	31	-	-	-
U-4A		12	-	-	-	-	-	-	-	-	-	12
U-4B		2	-	-	-	-	-	-	-	-	-	2
U-6A		23	-	-	-	-	-	-	-	-	-	23
U-7A		6	-	-	-	-	-	-	-	-	-	6
U-10A		5	-	-	-	-	-	5	-	-	-	-
U-10B		36	-	-	-	19	7	10	-	-	-	-
U-10D		9	9	-	-	-	-	-	-	-	-	-
U-18A		4	-	-	-	-	-	-	-	-	-	4
U-18B		23	-	-	-	-	-	-	-	-	-	23
U-18C		3	-	-	-	-	-	-	-	-	-	3
U-20A		1	-	-	-	-	-	-	-	-	-	1
U-20B		1	-	-	-	-	-	-	-	-	-	1

Source: Data Applications Division, Data Services Center, Comptroller of the Air Force

DOWNGRADED TO:
UNCLASSIFIED AFTER 1 YEAR

[redacted]

TABLE 41 — AGE (IN MONTHS) DISTRIBUTION OF USAF MISSILES BY MISSION AND DESIGN, WORLD-WIDE — 30 JUN 1967

MISSION AND DESIGN	AVERAGE AGE IN MONTHS	MISSILE TOTAL	MISSILES BY AGE (IN MONTHS)									
			0 thru 12	13 thru 24	25 thru 36	37 thru 48	49 thru 60	61 thru 72	73 thru 84	85 thru 96	97 thru 108	109 and Older
TOTAL	54.9	2,830	228	128	218	440	373	746	491	111	89	6
CIM-10A.		58	-	-	-	-	-	-	20	38	-	-
CIM-10B.		168	-	-	-	-	1	136	31	-	-	-
MGM-13A.		86	-	-	-	-	-	-	-	19	66	1
CGM-13B.		79	-	-	-	-	-	27	34	18	-	-
CGM-13C.		-	-	-	-	-	-	-	-	-	-	-
CGM-16D.		7	-	-	-	2	-	-	3	2	-	-
CGM-16E.		38	-	-	1	3	3	4	27	-	-	-
HGM-16F.		92	-	1	5	3	19	63	1	-	-	-
PGM-17A.		35	-	-	-	-	-	-	1	17	17	-
ADM-20B.		50	-	-	-	-	-	23	27	-	-	-
ADM-20C.		406	-	-	-	-	-	228	178	-	-	-
HGM-25A.		77	-	-	-	7	7	48	15	-	-	-
LGM-25C.		78	5	7	10	28	28	-	-	-	-	-
XGM-25C.		1	-	-	-	-	-	1	-	-	-	-
AGM-28A.		195	-	-	-	-	-	26	152	17	-	-
AGM-28B.		369	-	-	-	-	179	189	1	-	-	-
LGM-30A.		112	-	-	-	3	108	1	-	-	-	-
LGM-30B.		625	-	-	202	394	28	-	1	-	-	-
LGM-30F.		341	221	120	-	-	-	-	-	-	-	-
XGM-30F.		2	2	-	-	-	-	-	-	-	-	-
X-7A		11	-	-	-	-	-	-	-	-	6	5

Source: Data Applications Division, Data Services Center, Comptroller of the Air Force

TABLE 42 — AGE (IN MONTHS) DISTRIBUTION OF USAF DRONES BY MISSION AND DESIGN, WORLD-WIDE — 30 JUN 1967

MISSION AND DESIGN	AVERAGE AGE IN MONTHS	DRONE TOTAL	DRONES BY AGE (IN MONTHS)									
			0 thru 12	13 thru 24	25 thru 36	37 thru 48	49 thru 60	61 thru 72	73 thru 84	85 thru 96	97 thru 108	109 and Older
TOTAL	13.1	253	216	13	4	4	1	1	2	-	-	12
JQB-47E.		2	-	-	-	-	-	-	-	-	-	2
QF-104A.		6	-	-	-	-	-	-	-	-	-	6
JQF-104A		4	-	-	-	-	-	-	-	-	-	4
BQM-34A		241	216	13	4	4	1	1	2	-	-	-

Source: Data Applications Division, Data Services Center, Comptroller of the Air Force

DOWNGRADED TO:
UNCLASSIFIED AFTER 1 YEAR

[redacted]

TABLE 43 — USAF AND COMPONENT AIRCRAFT GAINS AND LOSSES BY MISSION,

MISSION, DESIGN, AND SERIES	GAINS												
	Total	Production	From MAP, USA, and USN	From Other	Redesignation	Total	Not Beyond Economic Repair						
							Redesignation	Obsolete	Reclamation	Transfer and Diversion			
										MAP	USA	USN	Other
	FIRST HALF FY 1967 (1 July												
TOTAL	1001	590	17	172	222	856	228	-	50	38	11	3	204
BOMBER - TOTAL	15	-	-	-	15	27	19	-	1	-	-	-	1
B-26K	-	-	-	-	-	6	6	-	-	-	-	-	-
B-47E	-	-	-	-	-	1	-	-	1	-	-	-	-
JB-50D	1	-	-	-	1	-	-	-	-	-	-	-	-
B-52B	-	-	-	-	-	1	-	-	-	-	-	-	1
B-52G	-	-	-	-	-	1	-	-	-	-	-	-	-
B-57B	12	-	-	-	12	4	-	-	-	-	-	-	-
B-57C	1	-	-	-	1	-	-	-	-	-	-	-	-
B-57E	1	-	-	-	1	-	-	-	-	-	-	-	-
B-58A	-	-	-	-	-	1	-	-	-	-	-	-	-
B-66B	-	-	-	-	-	13	13	-	-	-	-	-	-
TANKER - TOTAL	12	-	-	-	12	37	35	-	-	-	-	-	-
KC-97G	-	-	-	-	-	30	29	-	-	-	-	-	-
KC-97L	11	-	-	-	11	-	-	-	-	-	-	-	-
KC-135A	-	-	-	-	-	6	5	-	-	-	-	-	-
KC-135B	-	-	-	-	-	1	1	-	-	-	-	-	-
KC-135R	1	-	-	-	1	-	-	-	-	-	-	-	-
FIGHTER - TOTAL	329	272	11	29	17	342	21	-	13	3	-	1	97
A-1E	2	-	-	2	-	22	-	-	-	-	-	1	-
A-1G	1	-	-	1	-	-	-	-	-	-	-	-	-
F-4A	1	-	-	1	-	-	-	-	-	-	-	-	-
F-4C	-	-	-	-	-	39	-	-	-	-	-	-	-
F-4D	199	199	-	-	-	2	-	-	1	-	-	-	-
F-5A	57	57	-	-	-	65	14	-	-	-	-	-	51
NF-5A	-	-	-	-	-	4	-	-	-	-	-	-	4
F-5B	12	9	-	3	-	12	-	-	-	-	-	-	12
F-5C	14	-	-	-	14	7	-	-	-	-	-	-	-
F-84F	-	-	-	-	-	3	-	-	-	-	-	-	-
F-86F	13	-	11	2	-	12	-	-	11	1	-	-	-
F-86H	-	-	-	-	-	1	-	-	-	-	-	-	-
F-86L	-	-	-	-	-	1	-	-	-	-	-	-	1
F-89J	-	-	-	-	-	28	-	-	-	-	-	-	26
F-100A	-	-	-	-	-	2	-	-	-	-	-	-	-
F-100C	-	-	-	-	-	3	-	-	-	-	-	-	-
F-100D	-	-	-	-	-	25	-	-	-	-	-	-	-
F-100F	-	-	-	-	-	4	-	-	-	-	-	-	-
F-101A	-	-	-	-	-	3	3	-	-	-	-	-	-
F-101B	-	-	-	-	-	1	-	-	-	-	-	-	-
TF-101B	-	-	-	-	-	1	1	-	-	-	-	-	-
JTF-101B	1	-	-	-	1	-	-	-	-	-	-	-	-
F-101C	-	-	-	-	-	3	1	-	-	-	-	-	-
F-101F	-	-	-	-	-	1	-	-	-	-	-	-	-
F-102A	-	-	-	-	-	11	-	-	1	-	-	-	1
F-104A	14	-	-	14	-	2	-	-	-	-	-	-	-
JF-104A	-	-	-	-	-	1	-	-	-	-	-	-	-

[redacted]

DOWNGRADED TO:
UNCLASSIFIED AFTER 1 YEAR

DESIGN, AND SERIES, WORLD-WIDE, SEMIANNUALLY — FY 1967

LOSSES								MISSION, DESIGN, AND SERIES
Beyond Economic Repair								
Accidents		Museum or School	Tested to Destruction	On Combat Mission			Abandonment Enemy Action	
Flying	Ground			Enemy Action	Flying Accident	Cause Unknown		
1966 through 31 December 1966								
121	5	15	3	120	44	14	-	TOTAL
2	-	-	-	2	-	2	-	BOMBER - TOTAL
-	-	-	-	-	-	-	-	B-26K
-	-	-	-	-	-	-	-	B-47E
-	-	-	-	-	-	-	-	JB-50D
-	-	-	-	-	-	-	-	B-52B
1	-	-	-	-	-	-	-	B-52G
-	-	-	-	2	-	2	-	B-57B
-	-	-	-	-	-	-	-	B-57C
-	-	-	-	-	-	-	-	B-57E
1	-	-	-	-	-	-	-	B-58A
-	-	-	-	-	-	-	-	B-66B
1	-	-	1	-	-	-	-	TANKER - TOTAL
-	-	-	1	-	-	-	-	KC-97G
-	-	-	-	-	-	-	-	KC-97L
1	-	-	-	-	-	-	-	KC-135A
-	-	-	-	-	-	-	-	KC-135B
-	-	-	-	-	-	-	-	KC-135R
67	2	4	-	96	31	7	-	FIGHTER - TOTAL
7	-	-	-	12	1	1	-	A-1E
-	-	-	-	-	-	-	-	A-1G
-	-	-	-	-	-	-	-	F-4A
6	-	-	-	21	7	5	-	F-4C
1	-	-	-	-	-	-	-	F-4D
-	-	-	-	-	-	-	-	F-5A
-	-	-	-	-	-	-	-	NF-5A
-	-	-	-	-	-	-	-	F-5B
-	-	-	-	3	4	-	-	F-5C
3	-	-	-	-	-	-	-	F-84F
-	-	-	-	-	-	-	-	F-86F
1	-	-	-	-	-	-	-	F-86H
-	-	-	-	-	-	-	-	F-86L
-	-	2	-	-	-	-	-	F-89J
-	-	2	-	-	-	-	-	F-100A
3	-	-	-	-	-	-	-	F-100C
13	-	-	-	6	6	-	-	F-100D
2	-	-	-	2	-	-	-	F-100F
-	-	-	-	-	-	-	-	F-101A
1	-	-	-	-	-	-	-	F-101B
-	-	-	-	-	-	-	-	TF-101B
-	-	-	-	-	-	-	-	JTF-101B
2	-	-	-	-	-	-	-	F-101C
1	-	-	-	-	-	-	-	F-101F
5	2	-	-	-	1	1	-	F-102A
2	-	-	-	-	-	-	-	F-104A
1	-	-	-	-	-	-	-	JF-104A

DOWNGRADED TO:
UNCLASSIFIED AFTER 1 YEAR

[redacted]

TABLE 43 — USAF AND COMPONENT AIRCRAFT GAINS AND LOSSES BY MISSION,

MISSION, DESIGN, AND SERIES	GAINS												
							Not Beyond Economic Repair						
										Transfer and Diversion			
	Total	Production	From MAP, USA, and USN	From Other	Redesignation	Total	Redesignation	Obsolete	Reclamation	MAP	USA	USN	Other
	FIRST HALF FY 1967 (1 July 1966												
FIGHTER (Continued)													
F-104B	3	-	-	3	-	-	-	-	-	-	-	-	-
F-104C	-	-	-	-	-	6	-	-	-	-	-	-	-
F-104G	4	1	-	3	-	7	-	-	-	2	-	-	2
F-105D	-	-	-	-	-	65	-	-	-	-	-	-	-
F-105F	-	-	-	-	-	8	-	-	-	-	-	-	-
JF-105F	-	-	-	-	-	1	-	-	-	-	-	-	-
F-111A	6	6	-	-	-	2	2	-	-	-	-	-	-
JF-111A	2	-	-	-	2	-	-	-	-	-	-	-	-
RECONNAISSANCE													
TOTAL	132	57	-	10	65	58	27	-	3	-	-	-	1
EA-1E	10	-	-	10	-	-	-	-	-	-	-	-	-
WB-47E	-	-	-	-	-	3	-	-	1	-	-	-	-
WB-50D	-	-	-	-	-	1	1	-	-	-	-	-	-
EB-57A	8	-	-	-	8	-	-	-	-	-	-	-	-
RB-57A	-	-	-	-	-	8	8	-	-	-	-	-	-
EB-57B	-	-	-	-	-	4	4	-	-	-	-	-	-
RB-57B	-	-	-	-	-	6	6	-	-	-	-	-	-
RB-57C	-	-	-	-	-	3	3	-	-	-	-	-	-
EB-57D	1	-	-	-	1	-	-	-	-	-	-	-	-
RB-57D	-	-	-	-	-	1	-	-	1	-	-	-	-
JRB-57D	-	-	-	-	-	1	1	-	-	-	-	-	-
EB-57E	-	-	-	-	-	1	-	-	-	-	-	-	-
RB-57E	-	-	-	-	-	1	1	-	-	-	-	-	-
RB-57F	-	-	-	-	-	1	-	-	-	-	-	-	-
EB-66B	13	-	-	-	13	-	-	-	-	-	-	-	-
NRB-66B	-	-	-	-	-	1	-	-	1	-	-	-	-
RB-66C	-	-	-	-	-	1	-	-	-	-	-	-	-
RC-47N	15	-	-	-	15	-	-	-	-	-	-	-	-
RC-47P	8	-	-	-	8	-	-	-	-	-	-	-	-
EC-121H	-	-	-	-	-	1	-	-	-	-	-	-	-
EC-130E	1	1	-	-	-	1	-	-	-	-	-	-	1
RC-135D	1	-	-	-	1	2	2	-	-	-	-	-	-
EC-135G	1	-	-	-	1	-	-	-	-	-	-	-	-
RC-135G	1	-	-	-	1	1	1	-	-	-	-	-	-
EC-135J	1	-	-	-	1	-	-	-	-	-	-	-	-
EC-135L	3	-	-	-	3	-	-	-	-	-	-	-	-
RC-135M	4	-	-	-	4	-	-	-	-	-	-	-	-
EC-135N	2	-	-	-	2	-	-	-	-	-	-	-	-
RC-135S	1	-	-	-	1	-	-	-	-	-	-	-	-
RF-4C	56	56	-	-	-	6	-	-	-	-	-	-	-
RF-84F	-	-	-	-	-	2	-	-	-	-	-	-	-
RF-101C	-	-	-	-	-	13	-	-	-	-	-	-	-
RF-101G	3	-	-	-	3	-	-	-	-	-	-	-	-
RF-101H	1	-	-	-	1	-	-	-	-	-	-	-	-
ET-29D	2	-	-	-	2	-	-	-	-	-	-	-	-

DOWNGRADED TO:
UNCLASSIFIED AFTER 1 YEAR

[redacted]

DESIGN, AND SERIES, WORLD-WIDE, SEMIANNUALLY — FY 1967 (Continued)

LOSSES								
Beyond Economic Repair								
Accidents				On Combat Mission				
Flying	Ground	Museum or School	Tested to Destruction	Enemy Action	Flying Accident	Cause Unknown	Abandonment Enemy Action	MISSION, DESIGN, AND SERIES
through 31 December 1966) (Continued)								
								FIGHTER (Continued)
-	-	-	-	-	-	-	-	F-104B
2	-	-	-	4	-	-	-	F-104C
3	-	-	-	-	-	-	-	F-104G
8	-	-	-	45	12	-	-	F-105D
5	-	-	-	3	-	-	-	F-105F
1	-	-	-	-	-	-	-	JF-105F
-	-	-	-	-	-	-	-	F-111A
-	-	-	-	-	-	-	-	JF-111A
								RECONNAISSANCE
8	-	1	-	12	2	4	-	TOTAL
-	-	-	-	-	-	-	-	EA-1E
1	-	1	-	-	-	-	-	WB-47E
-	-	-	-	-	-	-	-	WB-50D
-	-	-	-	-	-	-	-	EB-57A
-	-	-	-	-	-	-	-	RB-57A
-	-	-	-	-	-	-	-	EB-57B
-	-	-	-	-	-	-	-	RB-57B
-	-	-	-	-	-	-	-	RB-57C
-	-	-	-	-	-	-	-	EB-57D
-	-	-	-	-	-	-	-	RB-57D
-	-	-	-	-	-	-	-	JRB-57D
1	-	-	-	-	-	-	-	EB-57E
-	-	-	-	-	-	-	-	RB-57E
1	-	-	-	-	-	-	-	RB-57F
-	-	-	-	-	-	-	-	EB-66B
-	-	-	-	-	-	-	-	NRB-66B
-	-	-	-	1	-	-	-	RB-66C
-	-	-	-	-	-	-	-	RC-47N
-	-	-	-	-	-	-	-	RC-47P
1	-	-	-	-	-	-	-	EC-121H
-	-	-	-	-	-	-	-	EC-130E
-	-	-	-	-	-	-	-	RC-135D
-	-	-	-	-	-	-	-	EC-135G
-	-	-	-	-	-	-	-	RC-135G
-	-	-	-	-	-	-	-	EC-135J
-	-	-	-	-	-	-	-	EC-135L
-	-	-	-	-	-	-	-	RC-135M
-	-	-	-	-	-	-	-	EC-135N
-	-	-	-	-	-	-	-	RC-135S
-	-	-	-	3	-	3	-	RF-4C
2	-	-	-	-	-	-	-	RF-84F
2	-	-	-	8	2	1	-	RF-101C
-	-	-	-	-	-	-	-	RF-101G
-	-	-	-	-	-	-	-	RF-101H
-	-	-	-	-	-	-	-	ET-29D

DOWNGRADED TO:
UNCLASSIFIED AFTER 1 YEAR

[redacted]

TABLE 43 — USAF AND COMPONENT AIRCRAFT GAINS AND LOSSES BY MISSION,

MISSION, DESIGN, AND SERIES	GAINS												
	Total	Production	From MAP, USA, and USN	From Other	Redesignation	Total	Not Beyond Economic Repair						
							Redesignation	Obsolete	Reclamation	Transfer and Diversion			
										MAP	USA	USN	Other
	FIRST HALF FY 1967 (1 July 1966												
SEARCH AND RESCUE													
TOTAL	21	15	-	-	6	11	6	-	4	-	-	-	-
HC-54D	-	-	-	-	-	3	-	-	3	-	-	-	-
HC-130H	15	15	-	-	-	6	6	-	-	-	-	-	-
HC-130P	6	-	-	-	6	-	-	-	-	-	-	-	-
HU-16B	-	-	-	-	-	2	-	-	1	-	-	-	-
SPECIAL RESEARCH													
TOTAL	4	-	4	-	-	1	-	-	-	-	-	-	1
XV-6A	4	-	4	-	-	-	-	-	-	-	-	-	-
X-21A	-	-	-	-	-	1	-	-	-	-	-	-	1
CARGO - TOTAL	118	67	2	10	39	133	61	-	9	19	-	-	27
C-7A	2	-	-	2	-	-	-	-	-	-	-	-	-
YC-7A	5	-	-	5	-	-	-	-	-	-	-	-	-
C-46D	-	-	-	-	-	9	-	-	-	6	-	-	3
C-47A	-	-	-	-	-	15	13	-	-	1	-	-	1
JC-47A	1	-	-	-	1	-	-	-	-	-	-	-	-
VC-47A	-	-	-	-	-	5	4	-	-	-	-	-	-
C-47D	-	-	-	-	-	15	9	-	-	2	-	-	1
AC-47D	8	-	-	-	8	-	-	-	-	-	-	-	-
JC-47D	1	-	-	-	1	-	-	-	-	-	-	-	-
VC-47D	-	-	-	-	-	8	7	-	-	-	-	-	1
C-54D	-	-	-	-	-	7	-	-	-	7	-	-	-
C-54G	-	-	-	-	-	1	-	-	-	-	-	-	1
C-54M	-	-	-	-	-	1	-	-	1	-	-	-	-
C-97G	13	-	-	-	13	3	-	-	3	-	-	-	-
C-97K	5	-	-	-	5	1	-	-	1	-	-	-	-
C-117C	-	-	-	-	-	1	-	-	-	-	-	-	1
C-119C	-	-	-	-	-	5	-	-	3	-	-	-	-
C-119G	1	-	-	1	-	4	-	-	-	3	-	-	-
C-121A	-	-	-	-	-	1	-	-	-	-	-	-	1
C-123B	2	-	-	-	2	23	15	-	-	-	-	-	4
JC-123B	-	-	-	-	-	2	2	-	-	-	-	-	-
C-130A	-	-	-	-	-	1	-	-	-	-	-	-	-
C-130B	-	-	-	-	-	2	-	-	1	-	-	-	-
C-130E	14	12	-	2	-	19	2	-	-	-	-	-	14
DC-130E	2	-	-	-	2	-	-	-	-	-	-	-	-
C-130K	2	2	-	-	-	-	-	-	-	-	-	-	-
C-131D	-	-	-	-	-	1	1	-	-	-	-	-	-
VC-131H	1	-	-	-	1	-	-	-	-	-	-	-	-
C-135A	-	-	-	-	-	2	2	-	-	-	-	-	-
C-135B	-	-	-	-	-	4	4	-	-	-	-	-	-
C-141A	52	51	-	-	1	1	-	-	-	-	-	-	-
JC-141A	-	-	-	-	-	1	1	-	-	-	-	-	-
XC-142A	2	2	-	-	-	-	-	-	-	-	-	-	-
VT-29B	1	-	-	-	1	-	-	-	-	-	-	-	-
VT-29C	2	-	-	-	2	1	1	-	-	-	-	-	-
VT-29D	2	-	-	-	2	-	-	-	-	-	-	-	-
JCV-7A	2	-	2	-	-	-	-	-	-	-	-	-	-

[redacted]

DOWNGRADED TO:
UNCLASSIFIED AFTER 1 YEAR

DESIGN, AND SERIES, WORLD-WIDE, SEMIANNUALLY — FY 1967 (Continued)

LOSSES								
Beyond Economic Repair								
Accidents				On Combat Mission				
Flying	Ground	Museum or School	Tested to Destruction	Enemy Action	Flying Accident	Cause Unknown	Abandonment Enemy Action	MISSION, DESIGN, AND SERIES
through 31 December 1966) (Continued)								
								SEARCH AND RESCUE
-	-	-	-	-	-	1	-	TOTAL
-	-	-	-	-	-	-	-	HC-54D
-	-	-	-	-	-	-	-	HC-130H
-	-	-	-	-	-	-	-	HC-130P
-	-	-	-	-	-	1	-	HU-16B
								SPECIAL RESEARCH
-	-	-	-	-	-	-	-	TOTAL
-	-	-	-	-	-	-	-	XV-6A
-	-	-	-	-	-	-	-	X-21A
9	1	-	2	2	3	-	-	CARGO - TOTAL
-	-	-	-	-	-	-	-	C-7A
-	-	-	-	-	-	-	-	YC-7A
-	-	-	-	-	-	-	-	C-46D
-	-	-	-	-	-	-	-	C-47A
-	-	-	-	-	-	-	-	JC-47A
1	-	-	-	-	-	-	-	VC-47A
1	-	-	-	1	1	-	-	C-47D
-	-	-	-	-	-	-	-	AC-47D
-	-	-	-	-	-	-	-	JC-47D
-	-	-	-	-	-	-	-	VC-47D
-	-	-	-	-	-	-	-	C-54D
-	-	-	-	-	-	-	-	C-54G
-	-	-	-	-	-	-	-	C-54M
-	-	-	-	-	-	-	-	C-97G
-	-	-	-	-	-	-	-	C-97K
-	-	-	-	-	-	-	-	C-117C
-	-	-	2	-	-	-	-	C-119C
1	-	-	-	-	-	-	-	C-119G
-	-	-	-	-	-	-	-	C-121A
2	-	-	-	1	1	-	-	C-123B
-	-	-	-	-	-	-	-	JC-123B
-	-	-	-	-	1	-	-	C-130A
1	-	-	-	-	-	-	-	C-130B
3	-	-	-	-	-	-	-	C-130E
-	-	-	-	-	-	-	-	DC-130E
-	-	-	-	-	-	-	-	C-130K
-	-	-	-	-	-	-	-	C-131D
-	-	-	-	-	-	-	-	VC-131H
-	-	-	-	-	-	-	-	C-135A
-	-	-	-	-	-	-	-	C-135B
-	1	-	-	-	-	-	-	C-141A
-	-	-	-	-	-	-	-	JC-141A
-	-	-	-	-	-	-	-	XC-142A
-	-	-	-	-	-	-	-	VT-29B
-	-	-	-	-	-	-	-	VT-29C
-	-	-	-	-	-	-	-	VT-29D
-	-	-	-	-	-	-	-	JCV-7A

DOWNGRADED TO:
UNCLASSIFIED AFTER 1 YEAR

[redacted]

TABLE 43 — USAF AND COMPONENT AIRCRAFT GAINS AND LOSSES BY MISSION,

MISSION, DESIGN, AND SERIES	GAINS												
						Not Beyond Economic Repair							
										Transfer and Diversion			
	Total	Production	From MAP, USA, and USN	From Other	Redesignation	Total	Redesignation	Obsolete	Reclamation	MAP	USA	USN	Other
	FIRST HALF FY 1967 (1 July 1966												
TRAINER - TOTAL	136	104	-	20	12	152	48	-	16	10	-	1	42
TB-26B	-	-	-	-	-	1	-	-	-	-	-	-	1
TC-54D	-	-	-	-	-	1	-	-	1	-	-	-	-
T-28A	16	-	-	16	-	11	11	-	-	-	-	-	-
T-28D	11	-	-	-	11	12	-	-	-	6	-	-	5
T-29B	-	-	-	-	-	1	-	-	-	-	-	1	-
NT-29B	-	-	-	-	-	1	1	-	-	-	-	-	-
T-29C	1	-	-	-	1	2	2	-	-	-	-	-	-
T-29D	-	-	-	-	-	4	4	-	-	-	-	-	-
T-33A	2	-	-	2	-	73	24	-	14	4	-	-	15
T-34A	-	-	-	-	-	11	-	-	1	-	-	-	7
T-37B	9	9	-	-	-	8	6	-	-	-	-	-	-
T-37C	14	14	-	-	-	14	-	-	-	-	-	-	14
YAT-37D	1	-	-	1	-	-	-	-	-	-	-	-	-
T-38A	82	81	-	1	-	4	-	-	-	-	-	-	-
T-41A	-	-	-	-	-	9	-	-	-	-	-	-	-
HELICOPTER - TOTAL	45	43	-	-	2	24	2	-	4	5	-	1	5
UH-1F	31	31	-	-	-	1	-	-	-	-	-	-	-
CH-3C	-	-	-	-	-	1	1	-	-	-	-	-	-
JCH-3C	1	-	-	-	1	-	-	-	-	-	-	-	-
CH-3E	9	9	-	-	-	-	-	-	-	-	-	-	-
HH-3E	3	3	-	-	-	4	1	-	-	-	-	-	-
JHH-3E	1	-	-	-	1	-	-	-	-	-	-	-	-
HH-19B	-	-	-	-	-	5	-	-	-	5	-	-	-
UH-19B	-	-	-	-	-	1	-	-	-	-	-	-	1
CH-21B	-	-	-	-	-	5	-	-	4	-	-	-	-
SH-34J	-	-	-	-	-	2	-	-	-	-	-	1	1
HH-43B	-	-	-	-	-	3	-	-	-	-	-	-	1
HH-43F	-	-	-	-	-	2	-	-	-	-	-	-	2
ATTACK - TOTAL	30	-	-	-	30	2	-	-	-	-	-	-	-
A-26A	6	-	-	-	6	2	-	-	-	-	-	-	-
AT-33A	24	-	-	-	24	-	-	-	-	-	-	-	-
UTILITY - TOTAL	159	32	-	103	24	69	9	-	-	1	11	-	30
UC-123B	15	-	-	-	15	-	-	-	-	-	-	-	-
O-1E	-	-	-	-	-	19	9	-	-	-	-	-	-
O-1F	9	-	-	-	9	4	-	-	-	-	-	-	-
O-1G	103	-	-	103	-	3	-	-	-	-	-	-	-
U-6A	-	-	-	-	-	18	-	-	-	1	11	-	6
U-10B	-	-	-	-	-	1	-	-	-	-	-	-	-
U-17A	32	32	-	-	-	23	-	-	-	-	-	-	23
U-18C	-	-	-	-	-	1	-	-	-	-	-	-	1

DOWNGRADED TO:
UNCLASSIFIED AFTER 1 YEAR

[redacted]

DESIGN, AND SERIES, WORLD-WIDE, SEMIANNUALLY — FY 1967 (CONTINUED)

LOSSES								MISSION, DESIGN, AND SERIES
Beyond Economic Repair							Abandonment Enemy Action	
Accidents		Museum or School	Tested to Destruction	On Combat Mission				
Flying	Ground			Enemy Action	Flying Accident	Cause Unknown		
through 31 December 1966) (Continued)								
25	1	9	-	-	-	-	-	TRAINER - TOTAL
-	-	-	-	-	-	-	-	TB-26B
-	-	-	-	-	-	-	-	TC-54D
-	-	-	-	-	-	-	-	T-28A
1	-	-	-	-	-	-	-	T-28D
-	-	-	-	-	-	-	-	T-29B
-	-	-	-	-	-	-	-	NT-29B
-	-	-	-	-	-	-	-	T-29C
-	-	-	-	-	-	-	-	T-29D
6	1	9	-	-	-	-	-	T-33A
3	-	-	-	-	-	-	-	T-34A
2	-	-	-	-	-	-	-	T-37B
-	-	-	-	-	-	-	-	T-37C
-	-	-	-	-	-	-	-	YAT-37D
4	-	-	-	-	-	-	-	T-38A
9	-	-	-	-	-	-	-	T-41A
1	-	1	-	3	2	-	-	HELICOPTER - TOTAL
1	-	-	-	-	-	-	-	UH-1F
-	-	-	-	-	-	-	-	CH-3C
-	-	-	-	-	-	-	-	JCH-3C
-	-	-	-	-	-	-	-	CH-3E
-	-	-	-	1	2	-	-	HH-3E
-	-	-	-	-	-	-	-	JHH-3E
-	-	-	-	-	-	-	-	HH-19B
-	-	-	-	-	-	-	-	UH-19B
-	-	1	-	-	-	-	-	CH-21B
-	-	-	-	-	-	-	-	SH-34J
-	-	-	-	2	-	-	-	HH-43B
-	-	-	-	-	-	-	-	HH-43F
2	-	-	-	-	-	-	-	ATTACK - TOTAL
2	-	-	-	-	-	-	-	A-26A
-	-	-	-	-	-	-	-	AT-33A
6	1	-	-	5	6	-	-	UTILITY - TOTAL
-	-	-	-	-	-	-	-	UC-123B
2	1	-	-	4	3	-	-	O-1E
2	-	-	-	1	1	-	-	O-1F
1	-	-	-	-	2	-	-	O-1G
-	-	-	-	-	-	-	-	U-6A
1	-	-	-	-	-	-	-	U-10B
-	-	-	-	-	-	-	-	U-17A
-	-	-	-	-	-	-	-	U-18C

DOWNGRADED TO:
UNCLASSIFIED AFTER 1 YEAR

[redacted]

TABLE 43 — USAF AND COMPONENT AIRCRAFT GAINS AND LOSSES BY MISSION,

MISSION, DESIGN, AND SERIES	GAINS												
							Not Beyond Economic Repair						
										Transfer and Diversion			
	Total	Production	From MAP, USA, and USN	From Other	Redesignation	Total	Redesignation	Obsolete	Reclamation	MAP	USA	USN	Other
	SECOND HALF FY 1967 (1 January												
TOTAL	1,382	747	47	358	230	960	231	3	52	74	9	2	268
BOMBER - TOTAL	9	-	-	-	9	13	5	-	4	-	-	-	1
B-47E	-	-	-	-	-	1	-	-	1	-	-	-	-
B-52B	-	-	-	-	-	1	-	-	1	-	-	-	-
B-52E	-	-	-	-	-	1	-	-	1	-	-	-	-
B-57B	6	-	-	-	6	6	3	-	-	-	-	-	-
B-57C	3	-	-	-	3	1	1	-	-	-	-	-	-
B-57E	-	-	-	-	-	1	1	-	-	-	-	-	-
B-58A	-	-	-	-	-	1	-	-	-	-	-	-	1*
NB-66B	-	-	-	-	-	1	-	-	1	-	-	-	-
TANKER - TOTAL	4	-	-	-	4	9	4	-	3	-	-	-	-
KC-97G	-	-	-	-	-	3	-	-	3	-	-	-	-
KC-135A	1	-	-	-	1	5	3	-	-	-	-	-	-
KC-135R	3	-	-	-	3	1	1	-	-	-	-	-	-
FIGHTER - TOTAL	544	382	-	135	27	359	44	1	12	19	5	-	71
A-1E	1	-	-	1	-	9	-	-	-	-	-	-	-
A-1G	5	-	-	5	-	-	-	-	-	-	-	-	-
A-1H	1	-	-	1	-	-	-	-	-	-	-	-	-
JF-4B	-	-	-	-	-	1	-	-	-	-	-	-	-
F-4C	2	-	-	1	1	46	1	-	-	-	-	-	1
JF-4C	1	-	-	-	1	2	2	-	-	-	-	-	-
F-4D	297	297	-	-	-	14	2	-	-	-	-	-	-
JF-4D	1	-	-	-	1	-	-	-	-	-	-	-	-
YF-4E	3	-	-	-	3	-	-	-	-	-	-	-	-
F-5A	73	73	-	-	-	65	5	-	-	-	-	-	59
F-5B	7	7	-	-	-	7	4	-	-	-	-	-	3
F-5C	5	-	-	-	5	18	-	-	-	17	-	-	-
F-5D	4	-	-	-	4	1	-	-	-	-	-	-	1
F-6A	-	-	-	-	-	1	-	-	-	-	-	-	-
F-51D	2	-	-	2	-	2	-	-	-	2	-	-	-
F-84F	-	-	-	-	-	4	-	-	-	-	-	-	-
F-86H	3	-	-	3	-	9	-	-	9	-	-	-	-
F-86L	102	-	-	102	-	-	-	-	-	-	-	-	-
F-89J	10	-	-	10	-	6	-	-	-	-	5	-	-
F-100A	-	-	-	-	-	2	-	1	-	-	-	-	-
F-100C	-	-	-	-	-	5	-	-	-	-	-	-	-
NF-100C	-	-	-	-	-	1	-	-	1	-	-	-	-
F-100D	-	-	-	-	-	32	-	-	-	-	-	-	1
F-100F	-	-	-	-	-	3	-	-	-	-	-	-	-
F-101A	-	-	-	-	-	8	8	-	-	-	-	-	-
F-101B	-	-	-	-	-	2	1	-	-	-	-	-	-
JF-101B	1	-	-	-	1	-	-	-	-	-	-	-	-
F-101C	-	-	-	-	-	11	10	-	-	-	-	-	-
TF-101F	-	-	-	-	-	1	-	-	-	-	-	-	-

[redacted]

DOWNGRADED TO:
UNCLASSIFIED AFTER 1 YEAR

[redacted]

DESIGN, AND SERIES, WORLD-WIDE, SEMIANNUALLY — FY 1967 (CONTINUED)

LOSSES								
Beyond Economic Repair								
Accidents				On Combat Mission				MISSION, DESIGN, AND SERIES
Flying	Ground	Museum or School	Tested to Destruction	Enemy Action	Flying Accident	Cause Unknown	Abandonment Enemy Action	
1967 through 30 June 1967)								
129	5	27	1	117	30	10	2	TOTAL
1	-	-	-	1	1	-	-	BOMBER - TOTAL
-	-	-	-	-	-	-	-	B-47E
-	-	-	-	-	-	-	-	B-52B
-	-	-	-	-	-	-	-	B-52E
1	-	-	-	1	1	-	-	B-57B
-	-	-	-	-	-	-	-	B-57C
-	-	-	-	-	-	-	-	B-57E
-	-	-	-	-	-	-	-	B-58A
-	-	-	-	-	-	-	-	NB-66B
1	1	-	-	-	-	-	-	TANKER - TOTAL
-	-	-	-	-	-	-	-	KC-97G
1	1	-	-	-	-	-	-	KC-135A
-	-	-	-	-	-	-	-	KC-135R
84	1	3	1	93	19	6	-	FIGHTER - TOTAL
2	-	-	-	7	-	-	-	A-1E
-	-	-	-	-	-	-	-	A-1G
-	-	-	-	-	-	-	-	A-1H
1	-	-	-	-	-	-	-	JF-4B
14	-	-	-	20	7	3	-	F-4C
-	-	-	-	-	-	-	-	JF-4C
11	-	-	-	-	1	-	-	F-4D
-	-	-	-	-	-	-	-	JF-4D
-	-	-	-	-	-	-	-	YF-4E
1	-	-	-	-	-	-	-	F-5A
-	-	-	-	-	-	-	-	F-5B
-	-	-	-	-	1	-	-	F-5C
-	-	-	-	-	-	-	-	F-5D
-	-	1	-	-	-	-	-	F-6A
-	-	-	-	-	-	-	-	F-51D
4	-	-	-	-	-	-	-	F-84F
-	-	-	-	-	-	-	-	F-86H
-	-	-	-	-	-	-	-	F-86L
-	-	-	1	-	-	-	-	F-89J
-	-	1	-	-	-	-	-	F-100A
5	-	-	-	-	-	-	-	F-100C
-	-	-	-	-	-	-	-	NF-100C
12	1	-	-	13	5	-	-	F-100D
1	-	-	-	-	2	-	-	F-100F
-	-	-	-	-	-	-	-	F-101A
1	-	-	-	-	-	-	-	F-101B
-	-	-	-	-	-	-	-	JF-101B
1	-	-	-	-	-	-	-	F-101C
1	-	-	-	-	-	-	-	TF-101F

DOWNGRADED TO:
UNCLASSIFIED AFTER 1 YEAR

310-159 O - 68 - 13

[redacted]

[redacted]

TABLE 43 — USAF AND COMPONENT AIRCRAFT GAINS AND LOSSES BY MISSION,

MISSION, DESIGN, AND SERIES	GAINS												
	Total	Production	From MAP, USA, and USN	From Other	Redesignation	Total	Redesignation	Obsolete	Reclamation	Transfer and Diversion			
										MAP	USA	USN	Other
	SECOND HALF FY 1967 (1 January												
FIGHTER (Continued)													
F-102A	-	-	-	-	-	9	-	-	-	-	-	-	-
JF-102A	-	-	-	-	-	1	-	-	1	-	-	-	-
TF-102A	-	-	-	-	-	2	-	-	1	-	-	-	-
F-104A	3	-	-	2	1	3	2	-	-	-	-	-	-
JF-104A	2	-	-	-	2	1	1	-	-	-	-	-	-
F-104B	-	-	-	-	-	1	-	-	-	-	-	-	-
JF-104B	-	-	-	-	-	1	-	-	-	-	-	-	1
F-104C	-	-	-	-	-	5	-	-	-	-	-	-	-
F-104D	2	-	-	-	2	4	4	-	-	-	-	-	-
JF-104D	4	-	-	-	4	2	2	-	-	-	-	-	-
TF-104G	4	-	-	4	-	-	-	-	-	-	-	-	-
F-105B	3	-	-	3	-	3	-	-	-	-	-	-	3
F-105D	2	-	-	1	1	60	-	-	-	-	-	-	2
JF-105D	-	-	-	-	-	1	1	-	-	-	-	-	-
F-105F	-	-	-	-	-	11	-	-	-	-	-	-	-
F-106A	-	-	-	-	-	2	-	-	-	-	-	-	-
F-111A	5	5	-	-	-	1	1	-	-	-	-	-	-
JF-111A	1	-	-	-	1	1	-	-	-	-	-	-	-
YAT-28E	-	-	-	-	-	1	-	-	-	-	-	-	-
RECONNAISSANCE													
TOTAL	172	53	12	51	56	90	35	-	2	-	-	-	28
EA-1E	4	-	1	3	-	-	-	-	-	-	-	-	-
EB-57A	4	-	-	-	4	-	-	-	-	-	-	-	-
RB-57A	-	-	-	-	-	7	4	-	-	-	-	-	3
EB-57B	-	-	-	-	-	4	3	-	-	-	-	-	-
RB-57B	-	-	-	-	-	2	2	-	-	-	-	-	-
EB-57D	6	-	-	-	6	-	-	-	-	-	-	-	-
RB-57D	-	-	-	-	-	7	6	-	1	-	-	-	-
EB-57E	8	-	-	-	8	6	6	-	-	-	-	-	-
RB-57E	2	-	-	-	2	-	-	-	-	-	-	-	-
RB-57F	3	-	-	3	-	-	-	-	-	-	-	-	-
RB-66B	-	-	-	-	-	1	-	-	1	-	-	-	-
EB-66C	6	-	-	-	6	-	-	-	-	-	-	-	-
RB-66C	-	-	-	-	-	9	6	-	-	-	-	-	-
EC-47D	-	-	-	-	-	2	2	-	-	-	-	-	-
RC-47P	-	-	-	-	-	1	-	-	-	-	-	-	-
EC-121H	-	-	-	-	-	1	-	-	-	-	-	-	-
EC-121K	15	1	4	10	-	14	-	-	-	-	-	-	14
WC-121N	2	-	-	2	-	2	-	-	-	-	-	-	2
EC-121P	10	1	7	2	-	9	-	-	-	-	-	-	9
EC-121R	30	-	-	30	-	-	-	-	-	-	-	-	-
EC-135A	-	-	-	-	-	4	4	-	-	-	-	-	-
RC-135A	-	-	-	-	-	1	1	-	-	-	-	-	-
JRC-135A	1	-	-	-	1	-	-	-	-	-	-	-	-
RC-135E	1	-	-	-	1	-	-	-	-	-	-	-	-
RC-135M	2	-	-	-	2	-	-	-	-	-	-	-	-
EC-135N	1	-	-	-	1	-	-	-	-	-	-	-	-
EC-135P	4	-	-	-	4	-	-	-	-	-	-	-	-

[redacted]

DOWNGRADED TO:
UNCLASSIFIED AFTER 1 YEAR

DESIGN, AND SERIES, WORLD—WIDE, SEMIANNUALLY — FY 1967 (Continued)

LOSSES								
Beyond Economic Repair								
Accidents				On Combat Mission				
Flying	Ground	Museum or School	Tested to Destruction	Enemy Action	Flying Accident	Cause Unknown	Abandonment Enemy Action	MISSION, DESIGN, AND SERIES
1967 through 30 June 1967) (Continued)								
								FIGHTER (Continued)
8	-	-	-	-	1	-	-	F-102A
-	-	-	-	-	-	-	-	JF-102A
1	-	-	-	-	-	-	-	TF-102A
1	-	-	-	-	-	-	-	F-104A
-	-	-	-	-	-	-	-	JF-104A
1	-	-	-	-	-	-	-	F-104B
-	-	-	-	-	-	-	-	JF-104B
-	-	-	-	1	1	3	-	F-104C
-	-	-	-	-	-	-	-	F-104D
-	-	-	-	-	-	-	-	JF-104D
-	-	-	-	-	-	-	-	TF-104G
-	-	-	-	-	-	-	-	F-105B
15	-	-	-	42	1	-	-	F-105D
-	-	-	-	-	-	-	-	JF-105D
1	-	-	-	10	-	-	-	F-105F
2	-	-	-	-	-	-	-	F-106A
-	-	-	-	-	-	-	-	F-111A
1	-	-	-	-	-	-	-	JF-111A
-	-	1	-	-	-	-	-	YAT-28E
								RECONNAISSANCE
9	-	-	-	11	3	2	-	TOTAL
-	-	-	-	-	-	-	-	EA-1E
-	-	-	-	-	-	-	-	EB-57A
-	-	-	-	-	-	-	-	RB-57A
-	-	-	-	1	-	-	-	EB-57B
-	-	-	-	-	-	-	-	RB-57B
-	-	-	-	-	-	-	-	EB-57D
-	-	-	-	-	-	-	-	RB-57D
-	-	-	-	-	-	-	-	EB-57E
-	-	-	-	-	-	-	-	RB-57E
-	-	-	-	-	-	-	-	RB-57F
-	-	-	-	-	-	-	-	RB-66B
-	-	-	-	-	-	-	-	EB-66C
1	-	-	-	2	-	-	-	RB-66C
-	-	-	-	-	-	-	-	EC-47D
-	-	-	-	-	1	-	-	RC-47P
1	-	-	-	-	-	-	-	EC-121H
-	-	-	-	-	-	-	-	EC-121K
-	-	-	-	-	-	-	-	WC-121N
-	-	-	-	-	-	-	-	EC-121P
-	-	-	-	-	-	-	-	EC-121R
-	-	-	-	-	-	-	-	EC-135A
-	-	-	-	-	-	-	-	RC-135A
-	-	-	-	-	-	-	-	JRC-135A
-	-	-	-	-	-	-	-	RC-135E
-	-	-	-	-	-	-	-	RC-135M
-	-	-	-	-	-	-	-	EC-135N
-	-	-	-	-	-	-	-	EC-135P

DOWNGRADED TO:
UNCLASSIFIED AFTER 1 YEAR

[redacted]

TABLE 43 — USAF AND COMPONENT AIRCRAFT GAINS AND LOSSES BY MISSION,

MISSION, DESIGN, AND SERIES	GAINS												
	Total	Production	From MAP, USA, and USN	From Other	Redesignation	Total	Not Beyond Economic Repair						
							Redesignation	Obsolete	Reclamation	Transfer and Diversion			
										MAP	USA	USN	Other
	SECOND HALF FY 1967 (1 January												
RECONNAISSANCE (Continued)													
RF-4C	51	51	-	-	-	9	-	-	-	-	-	-	-
YRF-4C	-	-	-	-	-	1	1	-	-	-	-	-	-
RF-84F	-	-	-	-	-	1	-	-	-	-	-	-	-
RF-101A	1	-	-	-	1	1	-	-	-	-	-	-	-
RF-101C	1	-	-	1	-	7	-	-	-	-	-	-	-
RF-101G	8	-	-	-	8	1	-	-	-	-	-	-	-
RF-101H	9	-	-	-	9	-	-	-	-	-	-	-	-
RT-33A	3	-	-	-	3	-	-	-	-	-	-	-	-
SEARCH AND RESCUE													
TOTAL	15	6	-	1	8	12	9	-	2	-	-	-	1
HC-47D	1	-	-	1	-	-	-	-	-	-	-	-	-
HC-54D	-	-	-	-	-	4	1	-	2	-	-	-	1
HC-130H	7	6	-	-	1	7	7	-	-	-	-	-	-
JHC-130H	-	-	-	-	-	1	1	-	-	-	-	-	-
HC-130P	7	-	-	-	7	-	-	-	-	-	-	-	-
SPECIAL RESEARCH													
TOTAL	1	-	1	-	-	-	-	-	-	-	-	-	-
XV-4A	1	-	1	-	-	-	-	-	-	-	-	-	-
CARGO - TOTAL	314	85	20	135	74	160	70	-	17	17	1	-	36
C-7A	131	-	16	115	-	1	-	-	-	-	1	-	-
C-8A	3	-	-	-	3	3	-	-	-	-	-	-	3
JC-8A	1	-	-	-	1	1	1	-	-	-	-	-	-
C-47	-	-	-	-	-	1	1	-	-	-	-	-	-
C-47A	3	-	-	2	1	4	1	-	1	-	-	-	1
C-47D	19	-	-	-	19	20	-	-	-	17	-	-	3
AC-47D	-	-	-	-	-	4	-	-	-	-	-	-	-
VC-47D	-	-	-	-	-	16	16	-	-	-	-	-	-
C-54D	-	-	-	-	-	3	-	-	-	-	-	-	1
JC-54D	1	-	-	-	1	-	-	-	-	-	-	-	-
VC-54D	-	-	-	-	-	1	-	-	-	-	-	-	1
C-54G	1	-	-	-	1	-	-	-	-	-	-	-	-
JC-54G	-	-	-	-	-	1	1	-	-	-	-	-	-
C-97C	-	-	-	-	-	1	-	-	-	-	-	-	-
C-97G	-	-	-	-	-	1	-	-	-	-	-	-	-
C-117B	-	-	-	-	-	1	-	-	-	-	-	-	1
C-118A	2	-	-	2	-	41	39	-	-	-	-	-	2
VC-118A	39	-	-	-	39	-	-	-	-	-	-	-	-
C-119C	-	-	-	-	-	7	-	-	5	-	-	-	1
C-119G	-	-	-	-	-	3	1	-	-	-	-	-	-
C-119J	-	-	-	-	-	1	-	-	1	-	-	-	-
YC-119K	1	-	-	-	1	-	-	-	-	-	-	-	-
C-123B	18	-	3	15	-	5	1	-	-	-	-	-	1

DOWNGRADED TO:
UNCLASSIFIED AFTER 1 YEAR

[redacted]

DESIGN, AND SERIES, WORLD-WIDE, SEMIANNUALLY — FY 1967 (Continued)

LOSSES								
Beyond Economic Repair								
Accidents				On Combat Mission				
Flying	Ground	Museum or School	Tested to Destruction	Enemy Action	Flying Accident	Cause Unknown	Abandonment Enemy Action	MISSION, DESIGN, AND SERIES
1967 through 30 June 1967) (Continued)								
								RECONNAISSANCE (Continued)
2	-	-	-	4	1	2	-	RF-4C
-	-	-	-	-	-	-	-	YRF-4C
1	-	-	-	-	-	-	-	RF-84F
1	-	-	-	-	-	-	-	RF-101A
2	-	-	-	4	1	-	-	RF-101C
1	-	-	-	-	-	-	-	RF-101G
-	-	-	-	-	-	-	-	RF-101H
-	-	-	-	-	-	-	-	RT-33A
								SEARCH AND RESCUE TOTAL
-	-	-	-	-	-	-	-	HC-47D
-	-	-	-	-	-	-	-	HC-54D
-	-	-	-	-	-	-	-	HC-130H
-	-	-	-	-	-	-	-	JHC-130H
-	-	-	-	-	-	-	-	HC-130P
								SPECIAL RESEARCH TOTAL
-	-	-	-	-	-	-	-	XV-4A
5	3	3	-	1	5	2	-	CARGO - TOTAL
-	-	-	-	-	-	-	-	C-7A
-	-	-	-	-	-	-	-	C-8A
-	-	-	-	-	-	-	-	JC-8A
-	-	-	-	-	-	-	-	C-47
-	-	1	-	-	-	-	-	C-47A
-	-	-	-	-	-	-	-	C-47D
-	1	-	-	1	1	1	-	AC-47D
-	-	-	-	-	-	-	-	VC-47D
-	1	1	-	-	-	-	-	C-54D
-	-	-	-	-	-	-	-	JC-54D
-	-	-	-	-	-	-	-	VC-54D
-	-	-	-	-	-	-	-	C-54G
-	-	-	-	-	-	-	-	JC-54G
1	-	-	-	-	-	-	-	C-97C
-	1	-	-	-	-	-	-	C-97G
-	-	-	-	-	-	-	-	C-117B
-	-	-	-	-	-	-	-	C-118A
-	-	-	-	-	-	-	-	VC-118A
-	-	1	-	-	-	-	-	C-119C
2	-	-	-	-	-	-	-	C-119G
-	-	-	-	-	-	-	-	C-119J
-	-	-	-	-	-	-	-	YC-119K
1	-	-	-	-	1	1	-	C-123B

DOWNGRADED TO:
UNCLASSIFIED AFTER 1 YEAR

[redacted]

TABLE 43 — USAF AND COMPONENT AIRCRAFT GAINS AND LOSSES BY MISSION,

MISSION, DESIGN, AND SERIES	GAINS												
	Total	Production	From MAP, USA, and USN	From Other	Redesignation	Total	Not Beyond Economic Repair						
							Redesignation	Obsolete	Reclamation	Transfer and Diversion			
										MAP	USA	USN	Other
	SECOND HALF FY 1967 (1 January												
CARGO - (Continued)													
C-124A	-	-	-	-	-	8	-	-	8	-	-	-	-
C-124C	-	-	-	-	-	2	-	-	2	-	-	-	-
C-130B	-	-	-	-	-	2	-	-	-	-	-	-	-
C-130E	6	6	-	-	-	4	-	-	-	-	-	-	3
C-130K	20	20	-	-	-	17	-	-	-	-	-	-	17
JC-131B	-	-	-	-	-	1	1	-	-	-	-	-	-
NC-131B	1	-	-	-	1	-	-	-	-	-	-	-	-
C-133B	-	-	-	-	-	1	-	-	-	-	-	-	-
C-135A	-	-	-	-	-	1	1	-	-	-	-	-	-
C-135B	-	-	-	-	-	3	3	-	-	-	-	-	-
C-141A	59	59	-	-	-	2	1	-	-	-	-	-	1
JC-141A	1	-	-	-	1	-	-	-	-	-	-	-	-
NVT-29B	1	-	-	-	1	-	-	-	-	-	-	-	-
VT-29C	2	-	-	-	2	-	-	-	-	-	-	-	-
VT-29D	3	-	-	-	3	-	-	-	-	-	-	-	-
CV-7A	1	-	1	-	-	1	1	-	-	-	-	-	-
JCV-7A	1	-	-	1	-	3	2	-	-	-	-	-	1
TRAINER - TOTAL	135	69	-	26	40	173	53	2	7	18	-	2	53
NTB-47B	-	-	-	-	-	1	-	-	-	-	-	-	-
TB-57E	-	-	-	-	-	3	3	-	-	-	-	-	-
TC-54D	-	-	-	-	-	1	-	-	1	-	-	-	-
T-28A	26	-	-	26	-	41	37	-	-	2	-	-	-
T-28D	37	-	-	-	37	24	-	-	-	7	-	-	17
NT-29B	-	-	-	-	-	1	1	-	-	-	-	-	-
T-29C	-	-	-	-	-	2	2	-	-	-	-	-	-
T-29D	-	-	-	-	-	3	3	-	-	-	-	-	-
T-33A	1	-	-	-	1	68	4	2	4	9		2	24
JDT-33A	-	-	-	-	-	1	-	-	-	-	-	-	-
JT-33A	1	-	-	-	1	1	1	-	-	-	-	-	-
T-34A	-	-	-	-	-	9	-	-	2	-	-	-	5
T-37A	-	-	-	-	-	1	-	-	-	-	-	-	-
T-37B	25	25	-	-	-	4	1	-	-	-	-	-	1
T-38A	44	44	-	-	-	11	-	-	-	-	-	-	6
T-39A	-	-	-	-	-	2	1	-	-	-	-	-	-
JT-39A	1	-	-	-	1	-	-	-	-	-	-	-	-
HELICOPTER - TOTAL	53	39	-	3	11	55	11	-	2	20	-	-	17
JH-1F	2	-	-	-	2	2	2	-	-	-	-	-	-
TH-1F	17	17	-	-	-	-	-	-	-	-	-	-	-
UH-1F	9	9	-	-	-	5	3	-	-	-	-	-	-
JUH-1F	5	-	-	-	5	2	2	-	-	-	-	-	-
JCH-3C	-	-	-	-	-	1	1	-	-	-	-	-	-
CH-3E	4	4	-	-	-	-	-	-	-	-	-	-	-
JCH-3E	1	-	-	-	1	-	-	-	-	-	-	-	-
HH-3E	7	6	-	-	1	1	-	-	-	-	-	-	-
JHH-3E	-	-	-	-	-	1	1	-	-	-	-	-	-

[redacted]

DOWNGRADED TO:
UNCLASSIFIED AFTER 1 YEAR

DESIGN, AND SERIES, WORLD-WIDE, SEMIANNUALLY — FY 1967 (CONTINUED)

LOSSES								
Beyond Economic Repair								
Accidents				On Combat Mission				
Flying	Ground	Museum or School	Tested to Destruction	Enemy Action	Flying Accident	Cause Unknown	Abandonment Enemy Action	MISSION, DESIGN, AND SERIES
1967 through 30 June 1967) (Continued)								
								CARGO - (Continued)
-	-	-	-	-	-	-	-	C-124A
-	-	-	-	-	-	-	-	C-124C
-	-	-	-	-	2	-	-	C-130B
-	-	-	-	-	1	-	-	C-130E
-	-	-	-	-	-	-	-	C-130K
-	-	-	-	-	-	-	-	JC-131B
-	-	-	-	-	-	-	-	NC-131B
1	-	-	-	-	-	-	-	C-133B
-	-	-	-	-	-	-	-	C-135A
-	-	-	-	-	-	-	-	C-135B
-	-	-	-	-	-	-	-	C-141A
-	-	-	-	-	-	-	-	JC-141A
-	-	-	-	-	-	-	-	NVT-29B
-	-	-	-	-	-	-	-	VT-29C
-	-	-	-	-	-	-	-	VT-29D
-	-	-	-	-	-	-	-	CV-7A
-	-	-	-	-	-	-	-	JCV-7A
18	-	20	-	-	-	-	-	TRAINER - TOTAL
-	-	1	-	-	-	-	-	NTB-47B
-	-	-	-	-	-	-	-	TB-57E
-	-	-	-	-	-	-	-	TC-54D
2	-	-	-	-	-	-	-	T-28A
-	-	-	-	-	-	-	-	T-28D
-	-	-	-	-	-	-	-	NT-29B
-	-	-	-	-	-	-	-	T-29C
-	-	-	-	-	-	-	-	T-29D
8	-	15	-	-	-	-	-	T-33A
-	-	1	-	-	-	-	-	JDT-33A
-	-	-	-	-	-	-	-	JT-33A
1	-	1	-	-	-	-	-	T-34A
-	-	1	-	-	-	-	-	T-37A
2	-	-	-	-	-	-	-	T-37B
5	-	-	-	-	-	-	-	T-38A
-	-	1	-	-	-	-	-	T-39A
								JT-39A
-	-	-	-	-	-	-	-	
1	-	1	-	3	-	-	-	HELICOPTER - TOTAL
-	-	-	-	-	-	-	-	JH-1F
-	-	-	-	-	-	-	-	TH-1F
1	-	-	-	1	-	-	-	UH-1F
-	-	-	-	-	-	-	-	JUH-1F
-	-	-	-	-	-	-	-	JCH-3C
-	-	-	-	-	-	-	-	CH-3E
-	-	-	-	-	-	-	-	JCH-3E
-	-	-	-	1	-	-	-	HH-3E
-	-	-	-	-	-	-	-	JHH-3E

DOWNGRADED TO:
UNCLASSIFIED AFTER 1 YEAR

[redacted]

TABLE 43 — USAF AND COMPONENT AIRCRAFT GAINS AND LOSSES BY MISSION,

MISSION, DESIGN, AND SERIES	GAINS												
							Not Beyond Economic Repair						
										Transfer and Diversion			
	Total	Production	From MAP, USA, and USN	From Other	Redesignation	Total	Redesignation	Obsolete	Reclamation	MAP	USA	USN	Other
	SECOND HALF FY 1967 (1 January												
HELICOPTER (Continued)													
HH-19B	-	-	-	-	-	6	-	-	-	6	-	-	-
UH-19B	-	-	-	-	-	17	-	-	1	14	-	-	1
CH-21B	-	-	-	-	-	2	-	-	1	-	-	-	1
OH-23F	2	1	-	1	-	1	-	-	-	-	-	-	1
HH-43B	2	-	-	-	2	1	-	-	-	-	-	-	1
JHH-43B	-	-	-	-	-	2	2	-	-	-	-	-	-
HH-43F	-	-	-	-	-	14	-	-	-	-	-	-	13
CH-53A	2	-	-	2	-	-	-	-	-	-	-	-	-
HH-53B	2	2	-	-	-	-	-	-	-	-	-	-	-
ATTACK - TOTAL	18	3	14	1	-	2	-	-	-	-	-	-	-
A-26A	-	-	-	-	-	2	-	-	-	-	-	-	-
A-37A	4	3	-	1	-	-	-	-	-	-	-	-	-
S-2D	14	-	14	-	-	-	-	-	-	-	-	-	-
UTILITY - TOTAL	117	110	-	6	1	87	-	-	3	-	3	-	61
UC-123B	1	-	-	-	1	-	-	-	-	-	-	-	-
O-1E	1	-	-	1	-	8	-	-	-	-	-	-	1
O-1F	-	-	-	-	-	1	-	-	-	-	-	-	-
O-1G	6	1	-	5	-	10	-	-	-	-	-	-	-
O-2A	25	25	-	-	-	6	-	-	-	-	-	-	6
O-2B	28	28	-	-	-	2	-	-	-	-	-	-	2
CSS-180H	4	4	-	-	-	2	-	-	-	-	-	-	2
U-3B	-	-	-	-	-	2	-	-	-	-	-	-	1
U-6A	-	-	-	-	-	11	-	-	-	-	3	-	8
U-7A	-	-	-	-	-	4	-	-	3	-	-	-	1
U-10B	-	-	-	-	-	1	-	-	-	-	-	-	-
U-10D	27	27	-	-	-	5	-	-	-	-	-	-	5
U-17A	23	23	-	-	-	32	-	-	-	-	-	-	32
U-17B	2	2	-	-	-	2	-	-	-	-	-	-	2
U-18B	-	-	-	-	-	1	-	-	-	-	-	-	1

* Termination by Transfer and Diversion reported in error. Awaiting correction to be submitted in Fiscal Year 1968.
Source: Data Applications Division, Data Services Center, Comptroller of the Air Force

DOWNGRADED TO:
UNCLASSIFIED AFTER 1 YEAR

[redacted]

DESIGN, AND SERIES, WORLD-WIDE, SEMIANNUALLY — FY 1967 (CONTINUED)

LOSSES								MISSION, DESIGN AND SERIES
Beyond Economic Repair							Abandonment Enemy Action	
Accidents		Museum or School	Tested to Destruction	On Combat Mission				
Flying	Ground			Enemy Action	Flying Accident	Cause Unknown		
1967 through 30 June 1967) (Continued)								
								HELICOPTER (Continued)
-	-	-	-	-	-	-	-	HH-19B
-	-	1	-	-	-	-	-	UH-19B
-	-	-	-	-	-	-	-	CH-21B
-	-	-	-	-	-	-	-	OH-23F
-	-	-	-	-	-	-	-	HH-43B
-	-	-	-	-	-	-	-	JHH-43B
-	-	-	-	1	-	-	-	HH-43F
-	-	-	-	-	-	-	-	CH-53A
-	-	-	-	-	-	-	-	HH-53B
-	-	-	-	2	-	-	-	ATTACK - TOTAL
-	-	-	-	2	-	-	-	A-26A
-	-	-	-	-	-	-	-	A-37A
-	-	-	-	-	-	-	-	S-2D
10	-	-	-	6	2	-	2	UTILITY - TOTAL
-	-	-	-	-	-	-	-	UC-123B
4	-	-	-	1	-	-	2	O-1E
1	-	-	-	-	-	-	-	O-1F
4	-	-	-	5	1	-	-	O-1G
-	-	-	-	-	-	-	-	O-2A
-	-	-	-	-	-	-	-	O-2B
-	-	-	-	-	-	-	-	CSS-180H
1	-	-	-	-	-	-	-	U-3B
-	-	-	-	-	-	-	-	U-6A
-	-	-	-	-	-	-	-	U-7A
-	-	-	-	-	1	-	-	U-10B
-	-	-	-	-	-	-	-	U-10D
-	-	-	-	-	-	-	-	U-17A
-	-	-	-	-	-	-	-	U-17B
-	-	-	-	-	-	-	-	U-18B

DOWNGRADED TO:
UNCLASSIFIED AFTER 1 YEAR

[redacted]

TABLE 44 — USAF MISSILE AND DRONE GAINS AND LOSSES BY MISSION,

MISSION, DESIGN, AND SERIES	GAINS							
	Total	Production	From MAP, USA, and USN	From Other	Total	Not Beyond Economic Repair		
						Redesignation	Reclamation	Transfer and Diversion
	FIRST HALF FY 1967 (1 July							
MISSILE - TOTAL	129	129	-	-	58	-	15	1
CIM-10A	-	-	-	-	3	-	-	-
CIM-10B	-	-	-	-	3	-	-	-
CGM-13C	-	-	-	-	1	-	-	-
CGM-16D	-	-	-	-	4	-	-	-
CGM-16E	-	-	-	-	1	-	-	-
HGM-16F	1	1	-	-	2	-	-	-
HGM-25A	-	-	-	-	1	-	1	-
LGM-25C	3	3	-	-	3	-	-	-
AGM-28B	-	-	-	-	1	-	-	-
LGM-30A	-	-	-	-	12	-	9	-
LGM-30B	-	-	-	-	22	-	5	-
LGM-30F	124	124	-	-	4	-	-	1
XGM-30F	1	1	-	-	1	-	-	-
DRONES - TOTAL	242	240	2	-	154	-	-	114
BQM-34A	200	198	2	-	116	-	-	76
BQM-34D	42	42	-	-	38	-	-	38
	SECOND HALF FY 1967 (1 January							
MISSILE - TOTAL	109	109	-	-	88	3	19	4
CIM-10A	-	-	-	-	8	-	-	-
CIM-10B	-	-	-	-	4	-	-	-
MGM-13A	-	-	-	-	21	-	1	-
CGM-16D	-	-	-	-	2	-	-	-
HGM-16F	1	1	-	-	5	-	-	1
PGM-17A	-	-	-	-	3	3	-	-
ADM-20B	-	-	-	-	1	-	-	-
LGM-25C	3	3	-	-	1	-	-	-
AGM-28A	-	-	-	-	1	-	-	-
LGM-30A	-	-	-	-	11	-	10	1
LGM-30B	-	-	-	-	23	-	8	2
LGM-30F	102	102	-	-	6	-	-	-
XGM-30F	3	3	-	-	2	-	-	-
DRONES - TOTAL	280	279	-	1	157	-	-	109
BQM-34A	260	259	-	1	130	-	-	82
BQM-34D	20	20	-	-	27	-	-	27

Source: Data Applications Division,
Data Services Center
Comptroller of the Air Force

[redacted]

DOWNGRADED TO:
UNCLASSIFIED AFTER 1 YEAR

DESIGN, AND SERIES, WORLD-WIDE, SEMIANNUALLY — FY 1967

LOSSES										
BEYOND ECONOMIC REPAIR										
ACCIDENT				MISSION		FAILURE				
FLYING	GROUND	MUSEUM OR SCHOOL	TESTED TO DE-STRUC-TION	IN-COM-PLETE	COM-PLETE	RE-TRIEVE	RECOVERY CAPABIL-ITIES	ABNORMAL DETERIORA-TION IN USE	CAUSE UNKNOWN ON COMBAT MISSION	MISSION, DESIGN AND SERIES
1966 through 31 December 1966)										
-	-	1	11	13	17	-	-	-	-	MISSILE - TOTAL
-	-	1	2	-	-	-	-	-	-	CIM-10A
-	-	-	3	-	-	-	-	-	-	CIM-10B
-	-	-	-	-	1	-	-	-	-	CGM-13C
-	-	-	-	-	4	-	-	-	-	CGM-16D
-	-	-	-	-	1	-	-	-	-	CGM-16E
-	-	-	-	-	2	-	-	-	-	HGM-16F
-	-	-	-	-	-	-	-	-	-	HGM-25A
-	-	-	2	-	1	-	-	-	-	LGM-25C
-	-	-	1	-	-	-	-	-	-	AGM-28B
-	-	-	3	-	-	-	-	-	-	LGM-30A
-	-	-	-	13	4	-	-	-	-	LGM-30B
-	-	-	-	-	3	-	-	-	-	LGM-30F
-	-	-	-	-	1	-	-	-	-	XGM-30F
11	-	-	17	3	2	2	1	-	4	DRONES - TOTAL
11	-	-	17	3	2	2	1	-	4	BQM-34A
-	-	-	-	-	-	-	-	-	-	BQM-34D
1967 through 30 June 1967										
-	2	-	33	8	18	-	-	1	-	MISSILE - TOTAL
-	-	-	8	-	-	-	-	-	-	CIM-10A
-	-	-	3	-	-	-	-	1	-	CIM-10B
-	-	-	20	-	-	-	-	-	-	MGM-13A
-	-	-	-	-	2	-	-	-	-	CGM-16D
-	2	-	-	-	2	-	-	-	-	HGM-16F
-	-	-	-	-	-	-	-	-	-	PGM-17A
-	-	-	1	-	-	-	-	-	-	ADM-20B
-	-	-	-	-	1	-	-	-	-	LGM-25C
-	-	-	-	-	1	-	-	-	-	AGM-28A
-	-	-	-	-	-	-	-	-	-	LGM-30A
-	-	-	1	8	4	-	-	-	-	LGM-30B
-	-	-	-	-	6	-	-	-	-	LGM-30F
-	-	-	-	-	2	-	-	-	-	XGM-30F
5	1	-	12	3	2	4	15	-	6	DRONES - TOTAL
5	1	-	12	3	2	4	15	-	6	BQM-34A
-	-	-	-	-	-	-	-	-	-	BQM-34D

DOWNGRADED TO:
UNCLASSIFIED AFTER 1 YEAR

PROPULSION UNITS

INTRODUCTION

Data on production and inventory of aircraft, missile, and drone engines are presented in this section. Engine production data are obtained under the provision of AFR 84-8, dated 7 July 1964, while engine inventory data are obtained under the provisions of AFM 400-1 dated 11 March 1966.

DEFINITIONS

ACCEPTANCES - A propulsion unit that has been shop-assembled and fully inspected by authorized USAF or Navy plant representatives, and for which the title, responsibility, and accountability have been assumed by the contracting agency or recipient.

INSTALLED ENGINE - Serviceable or reparable propulsion units that are either physically mounted on aircraft, missile or drone or undergoing organizational maintenance for reinstallation in an aircraft,missile, or drone.

REPARABLE ENGINE - A propulsion unit operationally unsuitable for installation requiring depot overhaul, field maintenance, or Technical Order Compliance or modification (grounding TOC). Also, one used for Unsatisfactory Reported (UR) exhibit, calibration or test, or engineering evaluation.

SERVICEABLE ENGINE - A propulsion unit determined to be operationally suitable for installation, including units requiring or undergoing build-up, organizational maintenance, TOC or modification other than ground TOC, and those ready for use.

UNINSTALLED ENGINE (formerly designated as SPARE) - A propulsion unit available for distribution or installation, with or without controls or built-up accessories which convert it to a power pack.

TABLE 45 — USAF PROPULSION UNIT ACCEPTANCES BY TYPE AND RECIPIENTS — FY 1967

(Excludes experimental, remanufactured, and mock-up engine production)

TYPE	TOTAL	US AIR FORCE	US NAVY	MILITARY ASSISTANCE PROGRAM
TOTAL	5,670	3,808	1,481	381
JET - TOTAL	3,924	3,205	338	381
J69	624	618	6	-
J79	1,620	1,304	314	2
J85	1,056	659	18	379
TF30	62	62	-	-
TF33	562	562	-	-
TURBO-PROP - TOTAL	1,725	603	1,122	-
[redacted]50	222	-	222	-
[redacted]53	7	7	-	-
[redacted]56	430	235	195	-
[redacted]58	858	337	521	-
[redacted]64	208	24	184	-
[redacted]PROCATING - TOTAL	21	-	21	-
R1820	21	-	21	-

Source: Data Applications Division, Data Services Center, Comptroller of the Air Force

DOWNGRADED AT 3 YEAR INTERVALS;
DECLASSIFIED AFTER 12 YEARS.
DOD DIR. 5200.10

TABLE 46 — USAF PROPULSION UNIT ACCEPTANCES OF MODELS IN PRODUCTION BY MANUFACTURER, BY MONTH — FY 1967

MANUFACTURER AND TYPE, MODEL, AND SERIES	UTILIZATION	TOTAL ACCEPTED TO DATE	TOTAL ACCEPTED PRIOR TO 1 JUL 66	ACCEPTANCE FOR FY 1967												
				TOTAL	Jul (1966)	Aug	Sep	Oct	Nov	Dec	Jan (1967)	Feb	Mar	Apr	May	Jun
ALL SERVICES - TOTAL				5,670	374	409	499	466	514	534	385	479	485	460	532	533
	USAF FOR USAF															
[redacted] TOTAL				3,808	254	265	331	304	340	369	290	318	337	287	347	366
Allison - Total				337	35	22	22	16	28	33	35	33	29	15	39	[redacted]
T56-A-7A	C-130E	252	164	88	15	10	10	-	8	9	8	8	8	-	4	[redacted]
T56-A-15	HC-130E/H	575	326	249	20	12	12	16	20	24	27	25	21	15	35	[redacted]
[redacted] - Total				7	-	-	-	-	-	-	-	-	3	-	4	[redacted]
T53-L-11	HH-43F	7	-	7	-	-	-	-	-	-	-	-	3	-	4	[redacted]
Continental A and E - Total				618	49	49	54	59	58	34	60	52	44	44	57	[redacted]
J69-T-25	T-37A/B/C	1,175	1,063	112	9	9	9	9	8	10	10	9	9	4	14	[redacted]
YJ/J69-T-29	BQM-34A	1,907	1,401	506	40	40	45	50	50	24	50	43	35	40	43	[redacted]
General Electric - Total				2,222	125	158	229	173	196	241	152	176	195	169	187	221
J79-GE-15	RF/F-4C/D/E	3,820	2,645	1,175	78	110	140	110	102	127	82	85	100	77	92	72
J79-GE-17	F-4E	129	-	129	-	-	-	-	-	-	4	8	1	-	20	96
J85-GE-5/5A	T-38A; XV-5A	2,228	1,889	339	37	22	52	31	35	36	28	29	28	29	3	9
J85-GE-17/17A	AT-37D; C-119B; C-123B/K	320	9	311	4	5	14	14	37	49	16	34	36	31	45	26
YJ85-GE-19	XV-4	9	-	9	-	-	-	-	-	-	6	-	2	-	1	(Comp)
T58-GE-3	UH-1F	215	127	88	6	6	9	7	7	11	4	6	6	11	9	6
T58-GE-5	CH-3C	180	33	147	-	15	11	10	14	15	10	12	14	18	16	12
T64-GE-3	HH-53B	24	-	24	-	-	3	1	1	3	2	2	8	3	1	-
Pratt and Whitney - Total				624	45	36	26	56	58	61	43	57	66	59	60	57
TF30-P-1	F-111A; FB-111	77	45	32	5	2	1	4	2	6	3	3	3	2	1	(Comp)
TF30-P-3	F-111A; FB-111	30	-	30	-	-	-	-	-	3	4	2	2	4	7	8
TF33-P-7	C-141A	1,289	727	562	40	34	25	52	56	52	36	52	61	53	52	49

DOWNGRADED AT 3 YEAR INTERVALS;
DECLASSIFIED AFTER 12 YEARS.
DOD DIR. 5200.10

[redacted]

	USAF FOR MILITARY ASSISTANCE PROGRAM (MAP)															
TOTAL				381	27	35	39	35	38	38	22	26	20	38	29	34
General Electric - Total				381	27	35	39	35	38	38	22	26	20	38	29	34
J79-GE-11A	F/FR/TF-104G	454	452	2	-	-	-	2	(Complete)							
J85-GE-13	F-5A/B	1,145	766	379	27	35	39	33	38	38	22	26	20	38	29	34
	USAF FOR US NAVY															
TOTAL				1,481	93	109	129	127	136	127	73	135	128	135	156	133
Allison - Total				195	20	18	14	18	18	14	-	35	16	12	16	14
T56-A-8/8A	E/C-2A	213	198	15	2	2	2	2	2	2	-	3	(Complete)			
T56-A-14	P-3A	449	269	180	18	16	12	16	16	12	-	32	16	12	16	14
Boeing - Total				222	29	29	29	17	17	17	16	15	14	13	13	13
T50-B-10	QH-50C	121	120	1	1	(Complete)										
T50-B-12	QH-50C	221	-	221	28	29	29	17	17	17	16	15	14	13	13	13
Continental A & E - Total				6	-	-	-	-	-	4	1	1	-	-	-	-
YJ69-T-6	BQM-34A	6	-	6	-	-	-	-	-	4	1	1	-	-	-	-
General Electric - Total				1,037	40	58	82	90	97	89	56	84	98	110	127	106
J79-GE-10	F-4J	318	4	314	2	1	6	3	12	1	10	33	43	63	80	60
J85-GE-2	SP-5B	21	3	18	2	1	5	5	5	(Program Terminated)						
T58-GE-8B (Coast Guard)	HU-2S1G; HH-52A	131	114	17	1	2	1	-	1	2	1	1	2	2	2	2
YT/T58-GE-10	CH-46D; SH-3D	603	99	504	29	39	54	60	55	59	41	44	31	31	31	30
T64-GE-6	CH-53A	320	141	179	6	15	14	20	23	27	4	6	22	14	14	14
T64-GE-10	FX-8	5	-	5	-	-	2	2	1	(Complete)						
Wright-Aero - Total				21	4	4	4	2	4	3	-	-	-	-	-	-
R-1820-82A/WA	S-2F-1; S-1B; S-2E	1,030	1,009	21	4	4	4	2	4	3	(Complete)					

Source: Data Applications Division, Data Services Center, Comptroller of the Air Force.

[redacted]

DOWNGRADED AT 3 YEAR INTERVALS;
DECLASSIFIED AFTER 12 YEARS.
DOD DIR. 5200.10

TABLE 47 — USAF PROPULSION UNITS BY ACCOUNT, BY MAJOR TYPE, BY STATUS, WORLD-WIDE, SEMIANNUALLY — FY 1967

ACCOUNT AND MAJOR TYPE	31 DECEMBER 1966					30 JUNE 1967				
	Total	Installed Total	Uninstalled			Total	Installed Total	Uninstalled		
			Total	Serviceable	Reparable			Total	Serviceable	Reparable
TOTAL	63,202	43,724	19,478	8,798	10,680	63,762	43,689	20,073	8,259	11,814
JET - TOTAL	38,717	28,971	9,746	4,170	5,576	39,160	29,175	9,985	3,989	5,996
RAM JET - TOTAL	646	499	147	129	18	560	423	137	121	16
TURBO-PROP - TOTAL	4,967	3,289	1,678	881	797	5,050	3,331	1,719	855	864
LIQUID ROCKET - TOTAL	1,798	839	959	517	442	1,272	729	543	297	246
RECIPROCATING - TOTAL	17,074	10,126	6,948	3,101	3,847	17,720	10,031	7,689	2,997	4,692
US AIR FORCE - TOTAL	53,999	38,125	15,874	6,294	9,580	54,505	37,993	16,512	5,885	10,627
Jet	34,387	26,524	7,863	2,905	4,958	34,610	26,650	7,960	2,691	5,269
Ram Jet	646	499	147	129	18	560	423	137	121	16
Turbo-Prop	4,582	3,184	1,398	652	746	4,701	3,203	1,498	672	826
Liquid Rocket	1,361	679	682	252	430	907	577	330	105	225
Reciprocating	13,023	7,239	5,784	2,356	3,428	13,727	7,140	6,587	2,296	4,291
[redacted]MENT - TOTAL	286	146	140	107	33	258	134	124	93	[redacted]
[redacted]t	223	111	112	84	28	205	104	101	73	[redacted]
[redacted]urbo-Prop	18	10	8	5	3	11	6	5	2	[redacted]
[redacted]ciprocating	45	25	20	18	2	42	24	18	18	[redacted]
U[redacted]ARMY - TOTAL	4	2	2	2	-	9	7	2	-	[redacted]
[redacted]urbo-Prop	1	-	1	1	-	-	-	-	-	[redacted]
[redacted]ciprocating	3	2	1	1	-	9	7	2	-	[redacted]
GOVERNMENT FURNISHED PROPERTY - TOTAL	705	468	237	169	68	928	582	346	195	151
Jet	428	281	147	104	43	653	381	272	136	136
Turbo-Prop	90	76	14	8	6	118	97	21	15	6
Liquid Rocket	17	-	17	9	8	26	9	17	9	8
Reciprocating	170	111	59	48	11	131	95	36	35	1
MILITARY ASSISTANCE PROGRAM - TOTAL	142	3	139	12	127	186	9	177	60	117
Jet	18	1	17	1	16	30	3	27	8	19
Turbo-Prop	8	1	7	-	7	3	-	3	-	3
Reciprocating	116	1	115	11	104	153	6	147	52	95
GOVERNMENT FURNISHED AIRCRAFT EQUIPMENT - TOTAL	1,777	530	1,247	1,219	28	1,655	535	1,120	1,081	39
Jet	1,167	400	767	749	18	1,161	401	760	732	28
Turbo-Prop	233	11	222	214	8	184	18	166	166	-
Liquid Rocket	377	119	258	256	2	308	114	194	183	11
Reciprocating	-	-	-	-	-	2	2	-	-	-
AIR NATIONAL GUARD BUREAU - TOTAL	3,837	2,816	1,021	669	352	3,884	2,863	1,021	660	361
Jet	2,024	1,482	542	277	265	2,052	1,477	575	302	273
Reciprocating	1,813	1,334	479	392	87	1,832	1,386	446	358	88
AIR FORCE RESERVE - TOTAL	1,620	1,247	373	264	109	1,598	1,234	364	224	140
Jet	71	-	71	-	71	69	-	69	-	69
Reciprocating	1,549	1,247	302	264	38	1,529	1,234	295	224	71

TABLE 47 — USAF PROPULSION UNITS BY ACCOUNT, BY MAJOR TYPE, BY STATUS, WORLD-WIDE, SEMIANNUALLY — FY 1967 (CONTINUED)

ACCOUNT AND MAJOR TYPE	31 DECEMBER 1966					30 JUNE 1967				
	Total	Installed Total	Uninstalled			Total	Installed Total	Uninstalled		
			Total	Serviceable	Reparable			Total	Serviceable	Reparable
GROUND TRAINING - TOTAL	479	224	255	6	249	394	174	220	3	217
Jet	330	164	166	5	161	295	135	160	3	157
Turbo-Prop	34	7	27	-	27	33	7	26	-	26
Liquid Rocket	4	2	2	-	2	4	2	2	-	2
Reciprocating	111	51	60	1	59	62	30	32	-	32
US NAVY - TOTAL	6	4	2	2	-	7	5	2	1	1
Jet	-	-	-	-	-	3	3	-	-	-
Reciprocating	6	4	2	2	-	4	2	2	1	1
RESEARCH AND DEVELOPMENT - TOTAL	57	1	56	41	15	61	1	60	44	16
Jet	55	1	54	39	15	59	1	58	42	16
Reciprocating	1	-	1	1	-	2	-	2	2	-
Turbo-Prop	1	-	1	1	-	-	-	-	-	-
ON LOAN - TOTAL	10	6	4	3	1	19	17	2	1	1
Jet	3	-	3	2	1	14	12	2	1	1
Reciprocating	7	6	1	1	-	5	5	-	-	-
FEDERAL AVIATION AGENCY - TOTAL	11	7	4	4	-	9	8	1	1	-
Jet	11	7	4	4	-	9	8	1	1	-
AF AUXILIARY UNITS - TOTAL	44	40	4	-	4	34	29	5	4	1
Liquid Rocket	39	39	-	-	-	27	27	-	-	-
Reciprocating	5	1	4	-	4	7	2	5	4	1
AERO CLUB - TOTAL	225	105	120	6	114	215	98	117	7	110
Reciprocating	225	105	120	6	114	215	98	117	7	110

Source: Data Applications Division, Data Services Center, Comptroller of the Air Force

310-159 O - 68 - 14

TABLE 48 — USAF PROPULSION UNITS BY MAJOR TYPE, BY MODEL, BY STATUS, WORLD-WIDE, SEMIANNUALLY — 1967

MAJOR TYPE AND MODEL	31 DECEMBER 1966					30 JUNE 1967				
	Total	Installed Total	Uninstalled			Total	Installed Total	Uninstalled		
			Total	Serviceable	Reparable			Total	Serviceable	Reparable
TOTAL	63,202	43,724	19,478	8,798	10,680	63,762	43,689	20,073	8,259	11,814
JET - TOTAL	38,717	28,971	9,746	4,170	5,576	39,160	29,175	9,985	3,989	5,996
JT3	65	16	49	6	43	50	16	34	9	25
JT6	2	2	-	-	-	2	2	-	-	-
J33	2,359	1,433	926	287	639	1,986	1,298	688	270	418
J35	385	130	255	20	235	371	125	246	11	235
J44	27	16	11	8	3	27	16	11	10	1
J47	7,764	6,601	1,163	368	795	7,757	6,487	1,270	312	958
J52	645	561	84	27	57	642	556	86	33	53
J57	12,948	10,206	2,742	976	1,766	12,744	9,842	2,902	1,065	1,837
J60	524	368	156	67	89	525	366	159	64	95
J65	1,210	671	539	223	316	1,252	677	575	217	358
J69	1,911	1,306	605	465	140	2,083	1,459	624	367	257
J71	382	229	153	45	108	378	226	152	43	109
J73	182	93	89	29	60	171	99	72	18	54
J75	1,094	713	381	66	315	1,001	605	396	71	325
J79	3,939	2,737	1,202	801	401	4,369	3,143	1,226	638	588
J85	2,945	2,155	790	389	401	3,157	2,290	867	439	428
J93	25	6	19	8	11	25	5	20	5	15
TF30	81	23	58	28	30	116	31	85	47	38
TF33	2,229	1,705	524	357	167	2,504	1,932	572	370	202
RAM JET - TOTAL	646	499	147	129	18	560	423	137	121	16
RJ43	646	499	147	129	18	560	423	137	121	16
TURBO-PROP - TOTAL	4,967	3,289	1,678	881	797	5,050	3,331	1,719	855	864
T34	356	168	188	76	112	352	166	186	68	118
T53	255	159	96	40	56	217	135	82	27	55
T54	3	-	3	-	3	3	-	3	-	3
T55	12	9	3	1	2	6	3	3	-	3
T56	3,847	2,685	1,162	612	550	3,875	2,731	1,144	565	579
T58	428	233	195	136	59	522	269	253	165	88
T64	52	24	28	13	15	65	19	46	28	18
T501	14	11	3	3	-	10	8	2	2	-
LIQUID ROCKET - TOTAL	1,798	839	959	517	442	1,272	729	543	297	246
J10	38	17	21	19	2	18	-	18	16	2
LR79	100	56	44	16	28	68	40	28	9	19
LR87	191	153	38	24	14	153	138	15	12	3
LR89	393	229	164	113	51	365	213	152	88	64
LR91	185	148	37	24	13	153	138	15	12	3
LR101	673	127	546	255	291	319	97	222	116	106
LR105	218	109	109	66	43	196	103	93	44	49
RECIPROCATING - TOTAL	17,074	10,126	6,948	3,101	3,847	17,720	10,031	7,689	2,997	4,692
0290	8	8	-	-	-	6	6	-	-	-
0360	-	-	-	-	-	31	16	15	15	-
0435	4	2	2	2	-	4	2	2	1	1
0470	1,229	728	501	262	239	1,203	687	516	254	262
0480	116	66	50	30	20	120	74	46	29	17

TABLE 48 — USAF PROPULSION UNITS BY MAJOR TYPE, BY MODEL, BY STATUS, WORLD-WIDE, SEMIANNUALLY — 1967 (CONTINUED)

MAJOR TYPE AND MODEL	31 DECEMBER 1966					30 JUNE 1967				
	Total	Installed Total	Uninstalled			Total	Installed Total	Uninstalled		
			Total	Serviceable	Reparable			Total	Serviceable	Reparable
RECIPROCATING - TOTAL (Continued)										
R755	3	1	2	-	2	2	1	1	-	1
R985	114	59	55	30	25	114	46	68	25	43
R1300	571	169	402	67	335	640	174	466	55	411
R1340	5	4	1	1	-	13	3	10	1	9
R1820	581	265	316	204	112	599	272	327	197	130
R1830	1,945	1,068	877	414	463	1,967	1,062	905	461	444
R2000	1,381	865	516	179	337	1,867	960	907	246	661
R2800	2,593	1,723	870	388	482	2,516	1,720	796	334	462
R3350	2,237	1,422	815	387	428	2,450	1,523	927	453	474
R4360	6,283	3,746	2,537	1,136	1,401	6,185	3,485	2,700	926	1,774
72TC18	4	-	4	1	3	3	-	3	-	3

Source: Data Applications Division, Data Services Center, Comptroller of the Air Force

TABLE 49 — USAF PROPULSION UNITS BY ACCOUNT, BY TYPE, BY STATUS, WORLD-WIDE, SEMIANNUALLY — FY 1967

ACCOUNT AND TYPE	31 DECEMBER 1966					30 JUNE 1967				
	Total	Installed Total	Uninstalled			Total	Installed Total	Uninstalled		
			Total	Serviceable	Reparable			Total	Serviceable	Reparable
PROPULSION UNITS - TOTAL	63,202	43,724	19,478	8,798	10,680	63,762	43,689	20,073	8,259	11,814
US AIR FORCE - TOTAL	53,999	38,125	15,874	6,294	9,580	54,505	37,993	16,512	5,885	10,627
Jet - Total	34,387	26,524	7,863	2,905	4,958	34,610	26,650	7,960	2,691	5,269
J73	65	16	49	6	43	50	16	34	9	25
J33	2,044	1,278	766	237	529	1,642	1,132	510	175	335
J35	231	18	213	-	213	253	46	207	-	207
J47	7,486	6,411	1,075	304	771	7,477	6,307	1,170	245	925
J52	635	554	81	27	54	632	549	83	33	50
J57	11,754	9,312	2,442	886	1,556	11,395	8,886	2,509	957	1,552
J60	505	365	140	52	88	513	364	149	57	92
J65	551	251	300	97	203	575	244	331	91	240
J69	1,714	1,299	415	290	125	1,866	1,434	432	183	249
J71	379	227	152	45	107	356	206	150	43	107
J73	79	30	49	-	49	67	30	37	-	37
J75	1,041	683	358	62	296	943	574	369	68	301
J79	3,259	2,387	872	493	379	3,821	2,858	963	414	549
J85	2,659	2,043	616	248	368	2,724	2,130	594	202	392
J93	4	2	2	-	2	12	5	7	5	2
TF30	30	3	27	8	19	32	13	19	6	13
TF33	1,949	1,643	306	150	156	2,250	1,854	396	203	193
PT6	2	2	-	-	-	2	2	-	-	-
Ram Jet - Total	646	499	147	129	18	560	423	137	121	16
RJ43	646	499	147	129	18	560	423	137	121	16
Turbo-Prop - Total	4,582	3,184	1,398	652	746	4,701	3,203	1,498	672	826
T34	349	168	181	71	110	331	150	181	65	116
T53	239	158	81	36	45	209	134	75	26	49
T55	11	9	2	-	2	5	2	3	-	3
T56	3,582	2,596	986	460	526	3,646	2,643	1,003	447	556
T58	356	223	133	79	54	459	255	204	120	84
T64	31	19	12	3	9	41	11	30	12	18
T501	14	11	3	3	-	10	8	2	2	-
Liquid Rocket - Total	1,361	679	682	252	430	907	577	330	105	225
J10	15	-	15	13	2	18	-	18	16	2
LR79	49	22	27	1	26	23	4	19	2	17
LR87	165	139	26	13	13	130	120	10	8	2
LR89	326	222	104	53	51	303	210	93	33	60
LR91	161	137	24	12	12	133	121	12	10	2
LR101	475	54	421	138	283	146	20	126	27	99
LR105	170	105	65	22	43	154	102	52	9	43
Reciprocating - Total	13,023	7,239	5,784	2,356	3,428	13,727	7,140	6,587	2,296	4,291
0360	-	-	-	-	-	31	16	15	15	-
0435	4	2	2	2	-	4	2	2	1	1
0470	986	628	358	255	103	982	590	392	246	146
0480	116	66	50	30	20	110	68	42	25	17
R985	83	34	49	27	22	83	21	62	23	39
R1300	541	152	389	64	325	589	150	439	43	396
R1340	4	3	1	1	-	13	3	10	1	9
R1820	448	200	248	158	90	495	216	279	161	118
R1830	1,727	935	792	366	426	1,788	959	829	416	413

TABLE 49 — USAF PROPULSION UNITS BY ACCOUNT, BY TYPE, BY STATUS, WORLD-WIDE, SEMIANNUALLY — FY 1967 (CONTINUED)

ACCOUNT AND TYPE	31 DECEMBER 1966					30 JUNE 1967				
	Total	Installed Total	Uninstalled			Total	Installed Total	Uninstalled		
			Total	Serviceable	Reparable			Total	Serviceable	Reparable
US AIR FORCE (Continued)										
Reciprocating (Continued)										
R2000	1,270	782	488	160	328	1,661	798	863	213	650
R2800	2,469	1,627	842	379	463	2,395	1,643	752	322	430
R3350	1,075	520	555	199	356	1,345	673	672	281	391
R4360	4,296	2,290	2,006	714	1,292	4,228	2,001	2,227	549	1,678
72TC18	4	-	4	1	3	3	-	3	-	3
BAILMENT - TOTAL	286	146	140	107	33	258	134	124	93	31
Jet - Total	223	111	112	84	28	205	104	101	73	28
J33	25	5	20	19	1	22	3	19	18	1
J47	65	13	52	41	11	63	8	55	38	17
J57	22	22	-	-	-	31	31	-	-	-
J65	1	-	1	1	-	8	6	2	2	-
J69	3	2	1	-	1	4	4	-	-	-
J73	4	1	3	3	-	3	1	2	2	-
J75	3	3	-	-	-	5	5	-	-	-
J79	17	8	9	7	2	4	2	2	-	2
J85	34	17	17	5	12	31	12	19	13	6
J93	12	4	8	8	-	-	-	-	-	-
TF33	37	36	1	-	1	34	32	2	-	2
Turbo-Prop - Total	18	10	8	5	3	11	6	5	2	3
T34	5	-	5	5	-	6	4	2	2	-
T54	3	-	3	-	3	3	-	3	-	3
T56	8	8	-	-	-	-	-	-	-	-
T58	2	2	-	-	-	-	-	-	-	-
T64	-	-	-	-	-	2	2	-	-	-
Reciprocating - Total	45	25	20	18	2	42	24	18	18	-
0470	5	3	2	1	1	3	2	1	1	-
R985	1	1	-	-	-	1	1	-	-	-
R1340	1	1	-	-	-	-	-	-	-	-
R1830	4	3	1	-	1	3	3	-	-	-
R2800	14	14	-	-	-	16	16	-	-	-
R3350	3	3	-	-	-	2	2	-	-	-
R4360	17	-	17	17	-	17	-	17	17	-
US ARMY - TOTAL	4	2	2	2	-	9	7	2	-	2
Turbo-Prop - Total	1	-	1	1	-	-	-	-	-	-
T-64	1	-	1	1	-	-	-	-	-	-
Reciprocating - Total	3	2	1	1	-	9	7	2	-	2
R985	1	-	1	1	-	3	3	-	-	-
R1820	-	-	-	-	-	1	-	1	-	1
R2000	1	1	-	-	-	1	-	1	-	1
R2800	-	-	-	-	-	4	4	-	-	-
0470	1	1	-	-	-	-	-	-	-	-

TABLE 49 — USAF PROPULSION UNITS BY ACCOUNT, BY TYPE, BY STATUS, WORLD-WIDE, SEMIANNUALLY — FY 1967 (CONTINUED)

ACCOUNT AND TYPE	31 DECEMBER 1966					30 JUNE 1967				
	Total	Installed Total	Uninstalled			Total	Installed Total	Uninstalled		
			Total	Serviceable	Reparable			Total	Serviceable	Reparable
GOVERNMENT FURNISHED PROPERTY - TOTAL	705	468	237	169	68	928	582	346	195	151
Jet - Total	428	281	147	104	43	653	381	272	136	136
J33	3	1	2	2	-	43	20	23	16	7
J47	-	-	-	-	-	3	-	3	2	1
J52	2	2	-	-	-	2	2	-	-	-
J57	228	185	43	19	24	353	232	121	38	83
J60	18	3	15	15	-	11	2	9	7	2
J65	9	7	2	2	-	8	5	3	2	1
J69	5	-	5	5	-	4	-	4	4	-
J71	-	-	-	-	-	19	18	1	-	1
J75	4	3	1	1	-	12	5	7	1	6
J79	51	34	17	17	-	43	37	6	6	-
J85	-	-	-	-	-	2	2	-	-	-
J93	9	-	9	-	9	13	-	13	-	13
TF30	48	20	28	18	10	81	18	63	41	22
TF33	51	26	25	25	-	59	40	19	19	-
Turbo-Prop - Total	90	76	14	8	6	118	97	21	15	6
T34	-	-	-	-	-	13	12	1	1	-
T53	-	-	-	-	-	1	-	1	1	-
T55	-	-	-	-	-	1	1	-	-	-
T56	90	76	14	8	6	103	84	19	13	6
Liquid Rocket - Total	17	-	17	9	8	26	9	17	9	8
LR79	5	-	5	3	2	8	3	5	3	2
LR101	12	-	12	6	6	18	6	12	6	6
Reciprocating - Total	170	111	59	48	11	131	95	36	35	1
R1300	-	-	-	-	-	7	4	3	3	-
R1820	26	-	26	26	-	13	1	12	12	-
R1830	8	8	-	-	-	5	5	-	-	-
R2000	5	4	1	1	-	-	-	-	-	-
R2800	55	52	3	3	-	31	26	5	4	1
R4360	76	47	29	18	11	73	57	16	16	-
0480	-	-	-	-	-	2	2	-	-	-
MILITARY ASSISTANCE PROGRAM (MAP) - TOTAL	142	3	139	12	127	186	9	177	60	117
Jet - Total	18	1	17	1	16	30	3	27	8	19
J33	1	1	-	-	-	3	3	-	-	-
J47	-	-	-	-	-	1	-	1	-	1
J57	14	-	14	1	13	8	-	8	-	8
J69	3	-	3	-	3	1	-	1	-	1
J79	-	-	-	-	-	17	-	17	8	9
J85	-	-	-	-	-	-	-	-	-	-
Turbo-Prop - Total	8	1	7	-	7	3	-	3	-	3
T53	7	-	7	-	7	2	-	2	-	2
T56	1	1	-	-	-	1	-	1	-	1

TABLE 49 — USAF PROPULSION UNITS BY ACCOUNT, BY TYPE, BY STATUS, WORLD-WIDE, SEMIANNUALLY — FY 1967 (CONTINUED)

ACCOUNT AND TYPE	31 DECEMBER 1966					30 JUNE 1967				
	Total	Installed Total	Uninstalled			Total	Installed Total	Uninstalled		
			Total	Serviceable	Reparable			Total	Serviceable	Reparable
MILITARY ASSISTANCE PROGRAM (MAP) (Continued)										
Reciprocating - Total	116	1	115	11	104	153	6	147	52	95
R985	-	-	-	-	-	4	-	4	-	4
R1300	5	-	5	3	2	19	4	15	9	6
R1820	16	-	16	-	16	9	-	9	3	6
R1830	33	1	32	3	29	34	2	32	10	22
R2000	-	-	-	-	-	-	-	-	-	-
R2800	2	-	2	-	2	22	-	22	-	22
R3350	37	-	37	5	32	58	-	58	30	28
0470	23	-	23	-	23	7	-	7	-	7
GOVERNMENT FURNISHED AIRCRAFT EQUIPMENT - TOTAL	1,777	530	1,247	1,219	28	1,655	535	1,120	1,081	39
Jet - Total	1,167	400	767	749	18	1,161	401	760	732	28
J69	158	1	157	157	-	176	10	166	166	-
J75	1	1	-	-	-	-	-	-	-	-
J79	588	303	285	281	4	455	240	215	205	10
J85	237	95	142	128	14	380	146	234	216	18
TF33	181	-	181	181	-	150	5	145	145	-
TF30	2	-	2	2	-	-	-	-	-	-
Turbo-Prop - Total	233	11	222	214	8	184	18	166	166	-
T53	4	-	4	4	-	-	-	-	-	-
T56	145	-	145	144	1	105	-	105	105	-
T58	64	6	58	57	1	57	12	45	45	-
T64	20	5	15	9	6	22	6	16	16	-
Liquid Rocket - Total	377	119	258	256	2	308	114	194	183	11
J10	23	17	6	6	-	-	-	-	-	-
LR79	33	21	12	12	-	28	24	4	4	-
LR87	24	13	11	11	-	21	17	4	4	-
LR89	67	7	60	60	-	62	3	59	55	4
LR91	22	10	12	12	-	18	16	2	2	-
LR101	160	47	113	111	2	137	53	84	83	1
LR105	48	4	44	44	-	42	1	41	35	6
Reciprocating - Total	-	-	-	-	-	2	2	-	-	-
0470	-	-	-	-	-	2	2	-	-	-
AIR NATIONAL GUARD BUREAU - TOTAL	3,837	2,816	1,021	669	352	3,884	2,863	1,021	660	361
Jet - Total	2,024	1,482	542	277	265	2,052	1,477	575	302	273
J33	248	129	119	24	95	256	136	120	58	62
J35	154	112	42	20	22	118	79	39	11	28
J44	24	16	8	5	3	26	16	10	9	1
J47	143	113	30	22	8	144	111	33	26	7
J57	751	614	137	55	82	781	623	158	55	103
J65	575	413	162	122	40	589	422	167	121	46
J73	99	62	37	26	11	101	68	33	16	17
J75	30	23	7	3	4	32	21	11	2	9
J79	-	-	-	-	-	5	1	4	4	-

TABLE 49 — USAF PROPULSION UNITS BY ACCOUNT, BY TYPE, BY STATUS, WORLD-WIDE, SEMIANNUALLY — FY 1967 (CONTINUED)

ACCOUNT AND TYPE	31 DECEMBER 1966					30 JUNE 1967				
	Total	Installed Total	Uninstalled			Total	Installed Total	Uninstalled		
			Total	Serviceable	Reparable			Total	Serviceable	Reparable
AIR NATIONAL GUARD BUREAU (Continued)										
Reciprocating - Total	1,813	1,334	479	392	87	1,832	1,386	446	358	88
R985	29	24	5	2	3	23	21	2	2	-
R1820	44	30	14	14	-	45	30	15	13	2
R1830	137	94	43	41	2	112	79	33	30	3
R2000	97	74	23	17	6	194	154	40	33	7
R2800	37	24	13	5	8	31	24	7	7	-
R3350	294	226	68	48	20	227	184	43	32	11
R4360	1,175	862	313	265	48	1,192	890	302	237	65
0480	-	-	-	-	-	8	4	4	4	-
AIR FORCE RESERVE - TOTAL	1,620	1,247	373	264	109	1,598	1,234	364	224	140
Jet - Total	71	-	71	-	71	69	-	69	-	69
J57	-	-	-	-	-	-	-	-	-	-
J65	71	-	71	-	71	69	-	69	-	69
Reciprocating - Total	1,549	1,247	302	264	38	1,529	1,234	295	224	71
R1820	40	32	8	5	3	30	22	8	6	2
R1830	28	25	3	3	-	15	12	3	3	-
R2800	-	-	-	-	-	1	1	-	-	-
R3350	825	672	153	135	18	816	664	152	110	42
R4360	656	518	138	121	17	665	533	132	105	27
0470	-	-	-	-	-	2	2	-	-	-
GROUND TRAINING - TOTAL	479	224	255	6	249	394	174	220	3	217
Jet - Total	330	164	166	5	161	295	135	160	3	157
J33	36	19	17	3	14	19	4	15	2	13
J47	69	64	5	-	5	56	49	7	-	7
J52	8	5	3	-	3	8	5	3	-	3
J57	150	65	85	1	84	142	61	81	1	80
J60	1	-	1	-	1	1	-	1	-	1
J65	2	-	2	-	2	2	-	2	-	2
J69	14	4	10	-	10	14	8	6	-	6
J71	3	2	1	-	1	3	2	1	-	1
J75	10	-	10	-	10	7	-	7	-	7
J79	21	5	16	1	15	22	5	17	-	17
J85	7	-	7	-	7	12	-	12	-	12
TF30	1	-	1	-	1	1	-	1	-	1
TF33	8	-	8	-	8	8	1	7	-	7
Turbo-Prop - Total	34	7	27	-	27	33	7	26	-	26
T34	2	-	2	-	2	2	-	2	-	2
T53	5	1	4	-	4	5	1	4	-	4
T56	21	4	17	-	17	20	4	16	-	16
T58	6	2	4	-	4	6	2	4	-	4
Liquid Rocket - Total	4	2	2	-	2	4	2	2	-	2
LR87	2	1	1	-	1	2	1	1	-	1
LR91	2	1	1	-	1	2	1	1	-	1

TABLE 49 — USAF PROPULSION UNITS BY ACCOUNT, BY TYPE, BY STATUS, WORLD-WIDE, SEMIANNUALLY — FY 1967 (CONTINUED)

ACCOUNT AND TYPE	31 DECEMBER 1966					30 JUNE 1967				
	Total	Installed Total	Uninstalled			Total	Installed Total	Uninstalled		
			Total	Serviceable	Reparable			Total	Serviceable	Reparable
GROUND TRAINING (Continued)										
Reciprocating - Total	111	51	60	1	59	62	30	32	-	32
R1300	23	16	7	-	7	24	16	8	-	8
R1820	1	-	1	-	1	1	-	1	-	1
R1830	7	2	5	-	5	7	2	5	-	5
R2000	3	-	3	1	2	7	4	3	-	3
R2800	13	4	9	-	9	13	4	9	-	9
R3350	2	-	2	-	2	2	-	2	-	2
R4360	62	29	33	-	33	8	4	4	-	4
US NAVY - TOTAL	6	4	2	2	-	7	5	2	1	1
Jet - Total	-	-	-	-	-	3	3	-	-	-
J69	-	-	-	-	-	3	3	-	-	-
Reciprocating - Total	6	4	2	2	-	4	2	2	1	1
R1300	1	1	-	-	-	-	-	-	-	-
R1820	1	-	1	1	-	-	-	-	-	-
R1830	-	-	-	-	-	1	-	1	-	1
R2800	3	2	1	1	-	3	2	1	1	-
R3350	1	1	-	-	-	-	-	-	-	-
RESEARCH AND DEVELOPMENT - TOTAL	57	1	56	41	15	61	1	60	44	16
Jet - Total	55	1	54	39	15	59	1	58	42	16
J33	1	-	1	1	-	1	-	1	1	-
J47	1	-	1	1	-	1	-	1	1	-
J57	21	1	20	13	7	26	1	25	14	11
J69	13	-	13	13	-	14	-	14	14	-
J75	5	-	5	-	5	2	-	2	-	2
J79	3	-	3	2	1	2	-	2	1	1
J85	8	-	8	8	-	8	-	8	8	-
TF30	-	-	-	-	-	2	-	2	-	2
TF33	3	-	3	1	2	3	-	3	3	-
Turbo-Prop - Total	1	-	1	1	-	-	-	-	-	-
T55	1	-	1	1	-	-	-	-	-	-
Reciprocating - Total	1	-	1	1	-	2	-	2	2	-
R4360	1	-	1	1	-	2	-	2	2	-
ON LOAN - TOTAL	10	6	4	3	1	19	17	2	1	1
Jet - Total	3	-	3	2	1	14	12	2	1	1
J33	1	-	1	1	-	-	-	-	-	-
J47	-	-	-	-	-	12	12	-	-	-
J65	1	-	1	1	-	1	-	1	1	-
J69	1	-	1	-	1	1	-	1	-	1

TABLE 49 — USAF PROPULSION UNITS BY ACCOUNT, BY TYPE, BY STATUS, WORLD-WIDE, SEMIANNUALLY — FY 1967 (CONTINUED)

ACCOUNT AND TYPE	31 DECEMBER 1966					30 JUNE 1967				
	Total	Installed Total	Uninstalled			Total	Installed Total	Uninstalled		
			Total	Serviceable	Reparable			Total	Serviceable	Reparable
ON LOAN (Continued)										
Reciprocating - Total	7	6	1	1	-	5	5	-	-	-
R1820	2	2	-	-	-	1	1	-	-	-
R1830	1	-	1	1	-	-	-	-	-	-
R2000	4	4	-	-	-	4	4	-	-	-
AERO CLUB - TOTAL	225	105	120	6	114	215	98	117	7	110
Reciprocating - Total	225	105	120	6	114	215	98	117	7	110
0290	8	8	-	-	-	6	6	-	-	-
0470	214	96	118	6	112	207	91	116	7	109
R755	3	1	2	-	2	2	1	1	-	1
FEDERAL AVIATION AGENCY - TOTAL	11	7	4	4	-	9	8	1	1	-
Jet - Total	11	7	4	4	-	9	8	1	1	-
J44	3	-	3	3	-	1	-	1	1	-
J57	8	7	1	1	-	8	8	-	-	-
AIR FORCE AUXILIARY UNITS - TOTAL	44	40	4	-	4	34	29	5	4	1
Liquid Rocket - Total	39	39	-	-	-	27	27	-	-	-
LR79	13	13	-	-	-	9	9	-	-	-
LR101	26	26	-	-	-	18	18	-	-	-
Reciprocating - Total	5	1	4	-	4	7	2	5	4	1
R1300	1	-	1	-	1	1	-	1	-	1
R1820	3	1	2	-	2	4	2	2	2	-
R1830	-	-	-	-	-	2	-	2	2	-
R2000	1	-	1	-	1	-	-	-	-	-

Source: Data Applications Division, Data Services Center, Comptroller of the Air Force

MATERIEL (CONTINUED)

VEHICLES

INTRODUCTION

The tables included in this section provide summary data on the status of the USAF World-wide Vehicle Inventory. Air Force Supply Manual 67-1, Vol VII, Part one dated, 7 March 1962, with changes and Air Force Manual 171-14, dated, 1 September 1960, Volume II, with changes, constitute the basic authority for the system.

Due to changes in the Air Staff needs, the detailed vehicle inventory data are available on an annual basis (30 June).

DEFINITIONS

IN STORAGE - Motor vehicles not in use which are being held at depots, stations, and bases for reserve or to fill requisitions made through regular supply channels and procedures.

NOT READY FOR ISSUE - Motor vehicles which cannot be issued for use because of their unserviceability.

SPECIAL DESIGN VEHICLES - Motor vehicles designed for special purpose use, e. g., fire engines, rotary snow plows, and other vehicles with mounted equipment which are used for purpose other than to provide transportation service for personnel, supplies or equipment.

TRANSPORT DESIGN VEHICLES - Motor vehicles designed to provide transportation service, i. e., transportation of personnel or cargo.

TABLE 50 — USAF VEHICLES BY DESIGN AND APPLICATION, IN USE AND IN STORAGE - WORLD-WIDE - 30 JUN 1967

DESIGN AND APPLICATION	TOTAL	IN USE	IN STORAGE		
			Total	Ready For Issue	Not Ready For Issue
TOTAL	97,280	90,345	6,935	5,340	1,595
COMMERCIAL DESIGN - TOTAL	74,794	70,509	4,285	3,365	920
General Purpose - Total	67,021	63,337	3,684	2,845	839
Sedans	5,702	5,548	154	51	103
Bus, Body on Chassis, 1 Through 37 Passenger	2,968	2,869	99	42	57
Bus, Body on Chassis, 38 Passenger and Over	328	326	2	-	2
Bus, Integral	147	143	4	2	2
Station Wagon	3,315	3,165	150	68	82
Ambulance, Light	649	526	123	123	-
Ambulance, Metropolitan	759	711	48	37	11
Truck, 1/2 Ton Pickup	12,659	11,834	825	538	287
Truck, Carryall	1,309	1,257	52	33	19
Trucks, Sedan or Panel Delivery	962	956	6	5	1
Trucks, Other 1/4 Ton Through 3/4 Ton	9,633	9,061	572	490	82
Truck and Truck Tractor, 1 Ton Through 1 1/2	10,305	9,827	478	349	129
Truck and Truck Tractor, 2 Tons Through 2 1/2	5,335	4,917	418	406	12
Truck and Truck Tractor, 3 Tons Through 4 Tons	-	-	-	-	-
Truck and Truck Tractor, 5 Tons Through 10 Tons	9,021	8,610	411	374	37
Truck and Truck Tractor, 11 Tons and Over	1,652	1,517	135	133	2
Semi-Trailer	1,690	1,540	150	150	-
Trailer all types except Bus	235	225	10	10	-
Other	352	305	47	34	13
Special Purpose - Total	7,773	7,172	601	520	81
Truck, Wrecker	188	173	15	15	-
Truck, Refuse	622	583	39	24	15
Truck, Powerline and Telephone Maintenance	980	956	24	24	-
Truck, Fuel	871	809	62	59	3
Truck, Other	699	646	53	44	9
Semi-Trailer	128	72	56	56	-
Trailer, Other	1,266	1,074	192	190	2
Snow Plow	1,416	1,358	58	32	26
Sweeper	1,566	1,467	99	73	26
Other	37	34	3	3	-
MILITARY DESIGN - TOTAL	22,486	19,836	2,650	1,975	675
General Purpose - Total	7,238	6,561	677	502	175
Ambulance	270	223	47	34	13
Truck, 1/4 Ton Jeep	961	918	43	41	2
Truck, 1/2 Ton Through 1 Ton	204	193	11	8	3
Truck and Truck Tractor, 1 1/2 Ton	-	-	-	-	-
Truck and Truck Tractor, 2 1/2 Ton	1,628	1,560	68	57	11
Truck and Tractor, 3 Tons Through 4 Tons	-	-	-	-	-
Truck and Tractor, 5 Tons Through 10 Tons	718	548	170	100	70
Semi-Trailer	2,047	1,839	208	172	36
Trailer	1,410	1,280	130	90	40
Special Purpose - Total	15,248	13,275	1,973	1,473	500
Truck, Wrecker	545	441	104	84	20
Truck, Crash	1,594	1,454	140	81	59
Truck, Fire	814	752	62	22	40
Truck, Refuse	-	-	-	-	-
Truck, Powerline and Telephone Maintenance	481	456	25	11	14
Truck, Fuel	1,855	1,728	127	123	4
Truck, Bomb Servicing	-	-	-	-	-
Truck, Other	180	158	22	8	14
Semi-Trailer	3,891	3,234	657	431	226
Trailer	2,966	2,545	421	360	61
Tractor, Aircraft Towing	2,251	1,928	323	280	43
Other	671	579	92	73	19

Source: Data Applications Division, Data Services Center, Comptroller of the Air Force.

TABLE 51 — USAF COMMERCIAL DESIGN VEHICLES IN USE, BY AREA, WORLD-WIDE - 30 JUN 1967

GROUP	TOTAL	UNITED STATES	U. S. POSSESSIONS	FOREIGN COUNTRIES
WORLD-WIDE -TOTAL	4,134	4,106	28	-
Sedans	187	185	2	-
Bus, body on chassis, (1 through 37 passengers).	102	101	1	-
Bus, body on chassis (38 passengers and over). .	7	7	-	-
Bus, Integral	-	-	-	-
Station Wagon	241	240	1	-
Ambulances	114	113	1	-
Truck, 1/2 Ton pickup	1,154	1,140	14	-
Trucks, ¼ Ton through 3/4 Ton except ½ Ton pickup	1,070	1,067	3	-
Truck and Truck Tractor, 1 Ton	43	43	-	-
Truck and Truck Tractor,1 1/2 Tons Through 2 Tons	286	282	4	-
Truck and Truck Tractor, 2 1/2 Tons	500	500	-	-
Truck and Tractor, 3 Tons Through 4 Tons	-	-	-	-
Truck and Tractor, 5 Tons Through 10 Tons . . .	331	329	2	-
Truck and Truck Tractor, 11 Tons and over . . .	99	99	-	-

Source: Data Applications Division, Data Services Center, Comptroller of the Air Force

WAR READINESS MATERIEL

INTRODUCTION

Mechanization of War Readiness Materiel(WRM)reporting systems,World-wide,was initiated on 1 January 1962. The data on selected items of War Readiness Materiel included in this section are based on information submitted in accordance with Air Force Manual 67-1, Volume I, Part I, Chapter 14.

The tables provide summary data depicting pre-stockage of war consumables. Also included in this section are data on ammunition.

DEFINITIONS

WAR CONSUMABLES - Essential support items used in direct support of aircraft and personnel during wartime operation.

WAR READINESS MATERIEL (WRM) - Quantities of materiel necessary to assure immediate availability of resources to support the initial phase of approved Air Force war plans in the event of an emergency.

TABLE 52 — PRESTOCKAGE AND PER CENT OF REQUIREMENTS OF WAR READINESS MATERIEL (WRM) FOR SELECTED ITEMS, WORLD-WIDE - 25 DEC 1966 AND 25 JUNE 1967

(The data below reflect total assets on hand (including peacetime operating stocks and substitute items at each base but excluding assets in AFLC depots). Status of specific types within each item will vary from the overall percentage shown.)

WAR READINESS MATERIEL ITEM	UNIT OF MEASURE	25 DECEMBER 1966		25 JUNE 1967	
		Quantity On Hand	Per Cent Of Requirements	Quantity On Hand	Per Cent Of Requirements
WAR CONSUMABLES					
Auxiliary Fuel Tanks	Each	77,529	106	83,423	108
De-Icing Fluid, Airfoil	Gallons	3,382,667	252	3,620,673	285
Dropsondes	Each	22,841	217	5,743	177
Gaseous Oxygen	Cubic Feet	6,128,125	232	6,181,568	253
Methyl Alcohol	Gallons	1,780,379	198	1,728,434	215
Pylon Assemblies	Each	14,757	88	13,741	100
Subsistence: In Flight Packets	Packages	1,230,884	148	1,333,728	156
Window Material	Cartons	29,465	129	27,971	131
AMMUNITION RELATED ITEMS (Selected)					
Adapters and Launchers	Each	2,698	199	1,291	204
Airborne Weapons (Guns)	Each	2,562	108	1,984	149
Airborne Weapons (Barrels)	Each	27,673	300 +	27,520	300 +
Multi and Triple Purpose Ejector Racks	Each	2,407	63	3,383	60

Source: Data Applications Division, Data Services Center, Comptroller of the Air Force.

DOWNGRADED AT 3 YEAR INTERVALS;
DECLASSIFIED AFTER 12 YEARS.
DOD DIR. 5200.10

[redacted]

TABLE 53 — USAF INVENTORY OF AMMUNITION ITEMS, WORLD-WIDE - 30 JUN 1967

(This table replaces Table 60 in the FY 1966 issue.)

ITEM	WORLD-WIDE INVENTORY, 30 JUN 1967
BOMBS	
100# M 30	4,400
250# M 57	300
500# M 31/32	7,053
500# M 64	1,600
1000# M 65	2,800
2000# M 66	1,200
750# M 117	253,600
3000# M 118	4,500
250# MK 81	78,800
500# MK 82	395,300
2000# MK 84	100
750# M 35	6,100
750# M 36	6,500
220# 260# M 88/81	5,000
100# M1A2	39,500
100# M 28	8,000
100# M 47	8,400
1000# M 59	5,712
250# BLU 10	9,200
500# BLU 11/23/32	75,600
750# BLU 1/27	145,600
CBU 1/7	29,291
CBU 2	14,100
CBU 3	2,500
CBU 12	3,300
CBU 14	17,000
CBU 19	1,300
CBU 22	1,600
CBU 24	2,180
CBU 25	2,200
CBU 29	150
ADU 253	65,800
ADU 272	9,900
MLU 10/BLU 31	430
AIRCRAFT GUN AMMUNITION (Thous)	
20 M/M Cartridges for M3 Gun	21,370
20 M/M Cartridges for M39 Gun	18,770
20 M/M Cartridges for M61 Gun	36,360
7.62 M/M Cartridges	64,210
MISSILES	
AIM 4A/C/D FALCON	23,540
AIM 7D/E SPARROW	3,449
AIM 9B SIDEWINDER	13,797
AIM 26B FALCON	1,323
AGM 12B BULLPUP	12,854
AGM 12C BULLPUP	4,117
AGM 45 SHRIKE	532
AGM 62A WALLEYE	19
2.75" Rocket Motors	978,900
MK 24 Flares	425,900

Source: Munitions Division, Directorate of Supply and Services, Deputy Chief of Staff, Systems and Logistics, USAF

DOWNGRADED AT 3 YEAR INTERVALS; DECLASSIFIED AFTER 12 YEARS. DOD DIR. 5200.10

[redacted]

TABLE 54 — SEA - AIR FORCE ORDNANCE EXPENDITURES, BY TYPE - FY 1965 THROUGH FY 1967
(Total quantities of munitions expended by PACAF and SAC in SEA.)

ITEM	EXPENDITURES		
	FY 1965	FY 1966	FY 1967
AIRCRAFT GUN AMMUNITION (Thous Rds)			
20 M/M (M3 Gun)	2,972	3,941	2,091
20 M/M (M39 Gun)	1,830	15,235	16,602
20 M/M (M61 Gun)	374	9,631	8,891
7.62 M/M	-	8,288	31,165
FIRE BOMBS (Each)			
100# M47 FWP	13,979	17,200	13,383
250# BLU-10	1,963	9,449	6,387
500# BLU-11/23/32	14,992	10,873	10,299
750# M116/BLU-1/27	11,542	64,301	121,492
GENERAL PURPOSE BOMBS (Each)			
100# M30	12,763	20,396	-
250# M57	13,899	29,551	4,712
250# MK81	129	5,977	45,763
500# M64	25,591	95,036	7,385
500# MK82	-	45,928	528,656
750# M117	27,683	282,315	383,387
1000# M65	241	32,038	86,127
1000# MK83	-	5,304	18,099
2000# M66	-	42	1,109
2000# MK84	-	1,755	1,847
3000# M118	-	5,494	5,032
SPECIAL PURPOSE BOMBS (Each)			
AGM-62 (WALLEYE)	-	-	-
ADU-253/B	-	14,453	32,775
ADU-272/B	-	-	2,141
ADU-285	-	-	-
CBU-2	393	10,055	15,006
CBU-3	-	-	4
CBU-12	-	650	1,614
CBU-14	82	10,015	19,680
CBU-19	-	-	264
CBU-22	-	-	1,368
CBU-24	-	118	6,173
CBU-25	-	-	743
CBU-28 (DRAGONTOOTH)	-	-	-
CBU-29	-	-	101
CBU-34 (WAAPM)	-	-	-
CBU-39 (XM-49 GRAVEL)	-	-	277
CBU-40 (BUTTON)	-	-	-
MLU-10B/BLU-31	-	270	20
M1A2 FRAG	20,997	7,664	13,111
M28A2 FRAG	52	799	3,327
M88/M81 FRAG	26,776	63,327	10,942
MISSILES (Each)			
AIM-4A/D	-	-	-
SPARROW, AIM-7D/E	10	90	496
SIDEWINDER, AIM-9B	69	83	317
BULLPUP, AGM-12B	196	95	4
BULLPUP, AGM-12C	-	219	435
SHRIKE, AGM-45A	-	76	870
AGM-78A	-	-	-
FLARES (Each)			
MK 24	78,180	245,575	492,734
ROCKET MOTORS (Each)			
2.75" Rocket Motor	79,294	551,753	811,230

Source: Munitions Division, Directorate of Supply and Services, Deputy Chief of Staff, Systems and Logistics, USAF

[redacted]

DOWNGRADED AT 3 YEAR INTERVALS; DECLASSIFIED AFTER 12 YEARS. DOD DIR. 5200.10

310-159 O - 68 - 15

AIR FORCE EQUIPMENT MANAGEMENT SYSTEM (AFEMS)

INTRODUCTION

The table included in this section provides summary monetary data on the Air Force Equipment Authorization Inventory portion of the USAF Equipment Management System (AFEMS). These semi-annual data have been summarized from the Monetary Report of AF Equipment Authorization Inventory Data (E-AID), RCS: 9-AF-S106 submitted by each major air command to Air Force Logistics Command. The directives governing the system are Part One, Volume IV of the Air Force Supply Manual 67-1, and Volume III, Part 19 of the Air Force Manual 171-14. NOTES: Data as of 15 October 1966 are not available. The data in the table includes AF equipment stored in warehouses.

DEFINITIONS

AUTHORIZATION - A validated equipment requirement established in accordance with current directives for a specific item in a stated quantity for entry in the appropriate column of the E-AID.

BASE EQUIPMENT MANAGEMENT OFFICE (BEMO) - The AF base organization which has responsibility for management of the base equipping program and providing other unit supply support.

COMMAND EQUIPMENT MANAGEMENT OFFICE (CEMO) - The major air command or separate operating agency organization responsible for management of the command equipping program.

EQUIPMENT AUTHORIZATION INVENTORY DATA (E-AID) - This PCAM record reflects equipment authorized and in use/in place, including substitute items. (Replaces Unit Authorization List, Materiel Readiness Authorization List, and certain other accountable records.)

EQUIPMENT STORED IN WAREHOUSE - Those assets stored in the warehouse for which authorized levels have been established and/or those assets excess to requirements for which disposition action has not been received.

IN-PLACE EQUIPMENT - Equipment which is physically placed at specific locations in support of wartime additive missions.

IN-USE EQUIPMENT - Equipment in the possession of the unit or the organization and accounted for on the unit property records. This includes item actually in the hands of the unit regardless of condition.

ORGANIZATIONAL EQUIPMENT - All equipment items authorized to or on hand in an organization or base to support its mission (peace and war). Organizational equipment is divided into four types - Mobility Equipment, Support Equipment, Joint-Use Equipment, and War Readiness Materiel Equipment.

TABLE 55 — MONETARY VALUE OF USAF EQUIPMENT AUTHORIZED AND IN USE/IN PLACE, BY COMMAND, WORLD-WIDE - 15 APRIL 1967

(The data below includes the AF equipment stored in warehouses. See notes on the Introduction page.)

COMMAND	AIR FORCE EQUIPMENT				
	Authorized		In-Use/In-Place		Per Cent of Value In-Use To Value Authorized
	Dollar Value (Thousands)	Per Cent of Total	Dollar Value (Thousands)	Per Cent of Total	
TOTAL	$ 6,461,808	100.0	$ 5,868,474	100.0	90.8
Aeronautical Chart and Information Center	14,657	.2	14,405	.2	98.3
Air Defense Command	422,466	6.5	414,248	7.0	98.1
Air Force Accounting and Finance Center	2,379	a/	2,349	a/	98.7
Air Force Communications Service	88,186	1.4	68,205	1.2	77.3
Air Force Logistics Command	593,520	9.2	538,785	9.2	90.8
Air Force Systems Command	421,433	6.5	393,986	6.7	93.5
Air National Guard	327,819	5.1	274,360	4.7	83.7
Air Training Command	495,371	7.7	467,356	8.0	94.3
Air University	15,064	.2	14,017	.2	93.0
Alaskan Air Command	68,007	1.1	61,863	1.1	91.0
Continental Air Command	59,167	.9	52,050	.9	88.0
Headquarters Command, USAF	52,705	.8	47,406	.8	89.9
Headquarters USAF	-	-	-	-	-
Military Airlift Command	252,794	3.9	240,931	4.1	95.3
Office of Aerospace Research	41,263	.6	40,109	.7	97.2
Pacific Air Forces	942,394	14.6	813,367	13.9	86.3
Strategic Air Command	1,671,169	25.9	1,561,414	26.6	93.4
Tactical Air Command	488,592	7.6	420,987	7.2	86.2
USAF Academy	22,853	.4	20,445	.3	89.5
U S Air Forces in Europe	381,439	5.9	336,079	5.7	88.1
USAF Security Service	86,376	1.3	73,358	1.3	84.9
USAF Southern Command	14,154	.2	12,754	.2	90.1

a/ Less than .01 per cent.

Source: Data Applications Division, Data Services Center, Comptroller of the Air Force; and Supply Systems Division, Director of Supply and Services.

MACHINE TOOLS

INTRODUCTION

The table in this section provides summary data on the status of the inventory and acquisition cost of USAF Machine Tools as required by AFR 78-16, dated 17 April 1959.

Machine tools are referred to as that production equipment listed in the Federal Catalog under commodity codes 3411-3419 and 3441-3449 with an acquisition cost of more than $1,000.00.

DEFINITIONS

INDUSTRIAL SUPPLY (ACTIVE) - Air Force owned tools in the hands of contractors in use for production or for research and development.

TABLE 56 — USAF OWNED METALWORKING MACHINERY IN USE, BY TYPE AND LOCATION - 30 JUNE 1967

TYPE OR LOCATION	QUANTITY	VALUE (ACQUISITION COST) (In Thousands of Dollars)
	BY TYPE	
METALWORKING MACHINERY - TOTAL	29,932	729,056
Metal Cutting Machines - Total	25,947	572,417
Boring Machines	2,555	120,072
Broaching Machines	354	10,668
Drilling Machines	2,948	27,189
Gear Cutting and Finishing Machines	714	15,027
Grinding Machines	5,107	66,901
Lathes	5,616	94,125
Milling Machines	5,625	210,337
Planers	74	4,661
Miscellaneous Machine Tools	2,954	23,437
Metal Forming Machines - Total	3,985	156,639
Bending and Forming Machines	1,044	10,740
Hydraulic and Pneumatic Presses Power Driven	702	102,836
Mechanical Press Power Driven	945	23,607
Manual Presses	42	85
Punching and Sheering Machines	535	4,658
Forging Machinery and Hammers	215	7,959
Wire and Metal Ribbon Forming Machines	37	749
Riveting Machines	385	2,730
Miscellaneous Secondary Metal Forming and Cutting Machines	80	3,275
	BY LOCATION	
United States (50 States)	Not Available	728,506
Possessions	Not Available	137
Foreign	Not Available	413

Source: Data Applications Division, Data Services Center, Comptroller of the Air Force.

STATUS OF THE USAF STRATEGIC AND CRITICAL MATERIALS STOCKPILING PROGRAM

The tables included in this section provide data on the Strategic and Critical Materials Stockpiling Program for Fiscal Year 1967. The information on this subject covers the availability of storage space, its utilization by depot, and the tonnage occupying such space.

TABLE 57 — STATUS OF THE STRATEGIC AND CRITICAL MATERIALS STOCKPILING PROGRAM, BY DEPOT - 30 JUN 1967

DEPOT	STORAGE SPACE IN SQUARE FEET						TOTAL TONS ON HAND
	Allocated by Dept of Air Force		Occupied by Strategic Materials		Balance Available		
	Warehouse	Open	Warehouse	Open	Ware-house	Open	
TOTAL	92,000	1,536,000	92,000	1,536,000	-	-	694,434
Griffis Air Force Base, Rome, NY	90,000	78,000	90,000	78,000	-	-	38,493
Kelly Air Force Base, San Antonio, Tex . .	-	33,000	-	33,000	-	-	3,700
Marietta Air Force Station, Pa	2,000	1,425,000	2,000	1,425,000	-	-	652,241

Source: Data Applications Division, Data Services Center, Comptroller of the Air Force; Director of Supply and Services, DCS Systems and Logistics.

TABLE 58 — STATUS OF THE STRATEGIC AND CRITICAL MATERIALS STOCKPILING PROGRAM BY DEPOT, BY MATERIAL - 30 JUN 1967

MATERIAL	DEPOT	STORAGE SPACE IN SQUARE FEET						TOTAL TONS ON HAND
		Allocated By Dept of Air Force		Occupied By Strategic Materials		Balance Available		
		Warehouse	Open	Warehouse	Open	Ware-house	Open	
TOTAL		92,000	1,536,000	92,000	1,536,000	-	-	694,434
Aluminum	Marietta, Pa	-	58,000	-	58,000	-	-	9,848
Antimony Metal	Rome, New York	-	5,000	-	5,000	-	-	2,060
	San Antonio, Tex	-	7,000	-	7,000	-	-	1,600
Beryllium Ore.	Marietta, Pa	-	44,000	-	44,000	-	-	9,792
	Rome, New York	400	-	400	-	-	-	15
Brass	Rome, New York	-	-	-	-	-	-	-
Celestite Ores	Marietta, Pa	-	75,000	-	75,000	-	-	17,710
Chrome Metallurgical Ore . .	Marietta, Pa	-	443,000	-	443,000	-	-	210,927

DOWNGRADED AT 12 YEAR INTERVALS;
NOT AUTOMATICALLY DECLASSIFIED
DOD DIR. 5200.10

[redacted]

TABLE 58 — STATUS OF THE STRATEGIC AND CRITICAL MATERIALS STOCKPILING PROGRAM BY DEPOT, BY MATERIAL - 30 JUN 1967 (CONTINUED)

MATERIAL	DEPOT	STORAGE SPACE IN SQUARE FEET						TOTAL TONS ON HAND
		Allocated By Dept of Air Force		Occupied By Strategic Materials		Balance Available		
		Warehouse	Open	Warehouse	Open	Ware-house	Open	
Chrome Refractory Ore	Marietta, Pa	-	103,000	-	103,000	-	-	74,747
Cobalt	Rome, New York	-	-	-	-	-	-	-
Copper	Rome, New York	-	52,000	-	52,000	-	-	5,635
Fluorspar Metal	Marietta, Pa	-	113,000	-	113,000	-	-	26,493
Lead.	Marietta, Pa	-	44,000	-	44,000	-	-	24,753
	Rome, New York	-	21,000	-	21,000	-	-	9,920
Maganese Battery.	Marietta, Pa	-	149,000	-	149,000	-	-	53,637
Maganese Metallurgical Ore. .	Marietta, Pa	-	290,000	-	290,000	-	-	182,997
Maganese Ore Type "B"	Marietta, Pa	-	4,000	-	4,000	-	-	106
Magnesium	San Antonio, Tex	-	26,000	-	26,000	-	-	2,100
Mica	Rome, New York	32,300	-	32,300	-	-	-	3,481
Nickel Oxide	Rome, New York	11,100	-	11,100	-	-	-	2,182
Talcum (Tank)	Marietta, Pa	T2,000	-	2,000	-	-	-	1,511
Tungsten	Rome, New York	46,200	-	46,200	-	-	-	15,200
Zinc	Marietta, Pa	-	102,000	-	102,000	-	-	39,720

Source: Data Applications Division, Data Services Center, Comptroller of the Air Force; Director of Supply and Services, DCS Systems and Logistics.

DOWNGRADED AT 12 YEAR INTERVALS;
NOT AUTOMATICALLY DECLASSIFIED
DOD DIR. 5200.10

[redacted]

MATERIEL (CONTINUED)

SURPLUS AND EXCESS MATERIEL

INTRODUCTION

The primary objective of the USAF Disposal Program is to remove inactive, obsolete, and nonrequired personal property from active Air Force inventories in a timely and efficient manner. This is accomplished through redistribution and/or marketing procedures as set forth in Volume VI, AFM 67-1 and AFM 67-4.

The dollar value at which materiel is carried on inventory records is for monetary accounting purposes. It may or may not be based upon the original acquisition cost and can be estimated if not available. This is not an appraised value.

Statistics included herein have been compiled from Excess and Surplus Property Reports RCS: DD-S&L(Q)369. (Air Force source, Excess and Surplus Property Report, RCS: AF-S57, and Scrap and Waste Report, RCS: (AF-S13).

DEFINITIONS

DISPOSAL - The redistribution of AF excess and the disposition of surplus property (including scrap) by transfer, donation, sale, destruction, and abandonment.

DONABLE PROPERTY - Surplus equipment, materials, books, or other surplus including surplus property in working capital funds, stock fund items, or similar management funds.

EXCESS PROPERTY - Any property under the control of any federal agency which is not required for its need and the discharge of its responsibilities.

GENERATIONS - Property received to the accounts of AF Property Disposal Officers (regardless of turn-in activity, i.e. Air Force, other Military Services and other agencies or activities authorized to use AF disposal facilities) which is being processed for final disposal by Air Force Redistribution and Marketing activities.

PERSONAL PROPERTY - Property of any kind (equipment, supplies, etc.) or any interest therein, acquired by the Air Force. Excludes real property and records of the Federal Government.

SCRAP - Personal property, other than waste, which has no reasonable prospect of sale, or which appears to have no market value other than its basic material content.

SURPLUS PROPERTY - Personal property which, through screening or other means, has been determined to be in excess to all federal agency requirements.

TABLE 59 — EXCESS AND SURPLUS PERSONAL PROPERTY PROCESSED BY THE USAF, WORLD-WIDE — FY 1967

ACTIVITY	WORLD-WIDE	CONUS	OVERSEAS
ON HAND (30 Jun 1966) - TOTAL	$ 1,269,028,431	$ 1,238,250,061	$ 30,778,370
GENERATED - TOTAL	2,298,809,213	2,071,355,732	227,453,481
Inventory Control Point	340,471,384	340,471,384	-
Other	1,958,337,829	1,730,884,348	227,453,481
DISPOSAL - TOTAL	2,467,045,161	2,239,015,974	228,029,187
Reutilized	238,153,513	228,393,768	9,759,745
Reclaimed	175,083,492	174,295,124	788,368
Transferred to Department of Defense, other Federal Agencies and MAP	158,368,537	127,620,969	30,747,568
Donations	119,271,775	119,208,122	63,653
Expended to Scrap	1,187,516,802	1,038,023,142	149,493,660
Abandoned or Destroyed	6,907,598	4,949,872	1,957,726
Other Dispositions			
Foreign Military Sales	4,811,355	4,804,258	7,097
Transferred for Sale	6,507	-	6,507
R & M Consolidation	478,510	478,510	-
Sold (Acquisition Cost)	576,447,072	541,242,209	35,204,863
Proceeds	(14,959,465)	(12,397,301)	(2,562,164)
ON HAND (30 June 1967) - TOTAL	1,100,792,483	1,070,589,819	30,202,664
	SCRAP DISPOSALS		
SCRAP SOLD (Pounds) - TOTAL	434,328,674	288,544,585	145,784,089
SCRAP SOLD PROCEEDS - TOTAL	($ 10,312,476)	($ 7,382,050)	($ 2,930,426)
SCRAP ON HAND (Pounds) 30 June 1967 - TOTAL	111,402,099	89,689,812	21,712,287

Source: Identification and Disposal Branch, Director of Supply and Services.

TRANSPORTATION

PART V

INTRODUCTION

The data included in this section represent the actual movement of people and things world-wide.

Military Airlift Command (MAC) data shown herein represent movement by the MAC Industrial Fund of traffic for all services and to a minor extent for other agencies. The MAC Industrial Fund began operation at the beginning of Fiscal Year 1960.

Ocean Transportation as shown herein represents all traffic arranged for by the Military Sea Transportation Service (MSTS) on the following types of ships:

CARGO - (1) MSTS Ships: MSTS operated passenger and cargo vessels and MSTS contractor operated vessels.
(2) Commercial ships on time or voyage charter, shipping contract, and berth term.
(3) Maritime administration ships.
(4) Navy ships.

PASSENGER - MSTS nucleus passenger ships, contract space on commercial vessels, and space on cargo vessels as required.

Tables reflecting movements out of AF Continental US (CONUS) installations via commercial transportation refer to traffic where movement is accomplished by a bill of lading or a transportation request. Data as shown herein include movements by Air Force for other services and do not include movements for the Air Force by other services. Data are for the period in which traffic moved rather than for the period of payment for transportation service.

DEFINITIONS

LONG TON - 2,240 pounds.

MEASUREMENT TON (M/T) - Unit of volume displacing 40 cubic fee of space.

SPACE AVAILABLE TRAVEL - Space which is surplus after all space required traffic has been accomodated and which would otherwise be unused.

SPACE REQUIRED TRAVEL - Transportation space against which a requirement was accepted and an assignment made.

TABLE 60 — MILITARY AIRLIFT COMMAND (MAC) SELECTED TRANSPORT OPERATIONS OF THE SINGLE MANAGER OPERATING AGENCY BY USER - FY 1967

(Table below shows movements by industrial fund aircraft and movements out of MAC serial ports by non-industrial fund aircraft)

TYPE OF OPERATION	AIRLIFT SERVICE PROVIDED FOR				
	Total	US Army	US Navy	Air Force	Other
CHANNEL TRAFFIC SPACE ASSIGNED (In Thousands)					
Cargo (Tons) a/	613.4	236.6	136.0	240.8	-
Passengers (Number)	2,259.4	1,123.7	379.4	756.3	-
CHANNEL TRAFFIC TONS AIRLIFTED (In Thousands) - TOTAL	835.1	359.8	165.1	310.2	-
Cargo a/	599.2	242.0	125.6	231.6	-
Passengers and Patients	235.9	117.8	39.5	78.6	-
CHANNEL PASSENGERS/PATIENTS AIRLIFTED (In Thousands) - TOTAL	2,123.7	1,060.5	355.8	707.4	-
Military	1,597.4	852.2	274.9	470.3	-
Civilian	526.3	208.3	80.9	237.1	-
SPECIAL ASSIGNMENT AIRLIFT TON MILES OF CAPABILITY (Millions) - TOTAL	1,349.8	553.4	280.8	476.5	39.1
SPECIAL AIR MISSION (1254 ATW) PASSENGERS AIRLIFTED (In Thousands) - TOTAL	14.6	-	-	12.9	1.7
SPACE AVAILABLE PASSENGERS AIRLIFTED (In Thousands) - TOTAL	208.2	76.9	44.6	86.7	-

a/ Includes mail carried on aircraft under operational control of MAC.

Source: Data Applications Division, Data Services Center, Comptroller of the Air Force.

TABLE 61 — MILITARY AIRLIFT COMMAND (MAC) SELECTED TRANSPORT OPERATIONS OF THE SINGLE MANAGER OPERATING AGENCY BY ACTIVITY - FY 1967

TYPE OPERATION	AIRLIFT SERVICES PERFORMED BY					
	Total	Transport Force	Special Air Missions (89 MAW)	Domestic Aeromed Evac ConUS	Other Military Units	Commercial
CHANNEL TRAFFIC SPACE ASSIGNED (Thousands)						
Cargo (Tons) a/	613.4	b/	-	-	-	b/
Passengers (Number)	2,259.4	b/	-	-	-	b/
CHANNEL TRAFFIC TONS AIRLIFTED (Thousands) - TOTAL	835.1	315.3	-	-	103.6	416.2
Cargo a/	599.2	297.0	-	-	100.3	201.9
Passengers and Patients	235.9	18.3	-	-	3.3	214.3
CHANNEL PASSENGERS/PATIENTS AIRLIFTED (Thousands) - TOTAL	2,123.7	165.5	-	-	29.2	1,929.0
Military	1,597.4	147.2	-	-	22.6	1,427.6
Civilian	526.3	18.3	-	-	6.6	501.4
CHANNEL TRAFFIC TON MILES FLOWN (Millions) - TOTAL	4,128.1	1,658.5	-	-	284.3	2,185.3
Cargo	3,024.4	1,571.4	-	-	279.0	1,174.0
Passengers and Patients	1,103.7	87.1	-	-	5.3	1,011.3
SPECIAL ASSIGNMENT AIRLIFT TON MILES OF CAPABILITY(Millions)	1,339.9	1,246.0	3.8	-	-	90.1
SPECIAL AIR MISSION (89 MAW) PASSENGERS AIRLIFTED (Thousands) - TOTAL	14.6	-	14.6	-	-	-
DOMESTIC AEROMEDICAL PATIENTS AIRLIFTED (Thousands) - TOTAL	52.6	-	52.6	-	-	-
SPACE AVAILABLE PASSENGERS AIRLIFTED (Thousands) - TOTAL	208.2	71.0	-	-	20.1	117.1

a/ Includes mail carried on aircraft under operational control of MAC.
b/ Breakout between air transport and commercial not available.

Source: Data Applications Division, Data Services Center, Comptroller of the Air Force.

TABLE 62 — MILITARY AIRLIFT COMMAND AIRLIFT SERVICE, INDUSTRIAL FUND AIRCRAFT, AND FLYING HOUR DATA - FY 1967

TYPE BY FORCE	ASSIGNED AIRCRAFT AS OF 30 JUNE 1967	HOURS FLOWN DURING FY 1967			
		Total	Ferry, Test, and Other	Training	Transport
TOTAL	499	887,598	7,486	101,867	778,245
Transport Units a/ - Total	432	824,061	6,626	93,142	724,293
C-118	-	-	-	-	-
C-124	148	241,715	3,777	20,452	217,486
C-130	35	168,530	839	14,901	152,790
C-133	39	72,760	653	4,815	67,292
C-135	10	35,863	76	1,926	33,861
C-141	200	305,193	1,281	51,048	252,864
Aeromed Evacuation - Total	33	41,424	475	2,704	38,245
C-118	12	15,636	153	901	14,582
C-131	21	25,788	322	1,803	23,663
89th Military Airlift Wing - Total	34	22,113	385	6,021	15,707
C/VC-118	3	1,789	11	569	1,209
C/VC-121	4	2,774	42	822	1,910
C-131	4	2,454	85	811	1,558
C-135B	3	3,322	42	538	2,742
VC-137	4	2,345	49	751	1,545
C/VC-140	11	8,269	152	2,023	6,094
U-4	4	458	1	277	180
VC-6A	1	702	3	230	469

a/ Data for Troop Carrier is included in Transport Units.

Source: Data Applications Division, Data Services Center, Comptroller of the Air Force.

TABLE 63 — MILITARY AIRLIFT COMMAND (MAC) COST OF COMMERCIAL AIRLIFT PROCURED FOR SINGLE MANAGER OPERATING AGENCY, BY CONTRACTOR - FY 1967

CONTRACTOR AND OTHERS	CONTRACTOR EXPENSE (In Thousands of Dollars)
CALL-FIXED CONTRACT - TOTAL	$ 684,940
Airlift International	51,786
Alaska Airlines	6,976
American Flyers Airline	15,271
Braniff Airways	30,171
Capitol Airways	21,567
Continental Airlines	65,168
Eastern Airlines	68
Flying Tiger Line	65,060
Mackey Airlines	133
National Airlines	303
N. W. Orient Airlines	48,076
Overseas National Airways	7,243
Pan American World Airways	94,548
Saturn Airways	9,410
Seaboard World Airlines	31,537
Standard Airways	1,186
Southern Air Transport	11,192
Trans Caribbean Airways	6,740
Trans International Airlines	14,815
Trans World Airlines	33,131
United Airlines	20,945
World Airways	38,018
Zantop Air Transport	1,911
Miscellaneous Transportation - Other	10
US Postal Department Charges for Army, or Air Post Office (APO) and Fleet Post Office (FPO) Mail	109,675

Source: Data Applications Division, Data Services Center, Comptroller of the Air Force.

TABLE 64 — STATEMENT OF REVENUE AND COSTS - MILITARY AIRLIFT COMMAND USAF INDUSTRIAL FUND - FY 1967

(In Millions of Dollars)

NET OPERATING RESULT (REVENUE LESS COSTS - FUNDED) TOTAL - $ 17.7

REVENUE (REIMBURSABLE) - TOTAL	1,020.3	COST INCURRED (FUNDED) - TOTAL	1,002.6
Transportation Operation - Total	958.7	Commercial Augmentation	684.9
Channel Traffic - Total	827.1	Aviation Petroleum, Oil and Lubricants	122.2
Passengers	268.2		
Cargo	425.5	Maintenance	70.1
Mail (Military Airlift - Total)	23.7		
Mail (Common Carrier)	109.7	Other	125.4
		STATISTICAL COSTS - TOTAL (Not included in Costs - Funded above)	390.7
Special Assignment Airlift - Total	131.6		
USAF Mission Responsibility - Total	61.6	Military Pay and Allowances - Total	262.1
Special Air Mission - 89 Military Airlift Wing	8.6	Depreciation - Total	128.6
Aeromedical Evacuation	9.8		
International Aeromedical	12.7	Aircraft	121.1
Airborne Training	3.4	Other Equipment	7.5
Other	27.1		

Source: Data Applications Division, Data Services Center, Comptroller of the Air Force.

TABLE 65 — MOVEMENT OF USAF SPONSORED PASSENGERS VIA OCEAN TRANSPORATION BY DIRECTION OF PASSENGER LIFT AND ACCOMMODATIONS, WORLD-WIDE - FY 1967

ROUTE AND SPONSOR	TOTAL PASSENGERS	MSTS TRANSPORT				COMMERCIAL PASSENGERS	OTHER SHIPS			
		Space Requirement		Space Available			Space Requirement		Space Available	
		Cabin	Troop	Cabin	Troop		Cabin	Troop	Cabin	Troop
PASSENGER - TOTAL . . .	11,460	33	9	206	9	8,139	1,734	1,313	15	2
OUTBOUND FROM CONTINENTAL US	1,632	13	-	21	-	1,556	42	-	-	-
INBOUND FROM CONTINENTAL US.	6,638	20	9	22	8	6,578	-	-	-	1
OTHER AREAS.	3,190	-	-	163	1	5	1,692	1,313	15	1

Source: Data Applications Division, Data Services Center, Comptroller of the Air Force

TABLE 66 — MOVEMENT OF USAF SPONSORED PASSENGERS VIA OCEAN TRANSPORTATION BY ACCOMMODATION AND CATEGORY OF PASSENGERS, WORLD-WIDE - FY 1967

CATEGORY	TOTAL PASSENGERS			SPACE REQUIREMENT			SPACE AVAILABLE		
	TOTAL	Cabin	Troop	TOTAL	Cabin	Troop	TOTAL	Cabin	Troop
PASSENGER - TOTAL	11,460	10,127	1,333	11,228	9,906	1,322	232	221	11
MILITARY	3,675	2,558	1,117	3,646	2,536	1,110	29	22	7
DEPENDENT.	7,433	7,422	11	7,244	7,235	9	189	187	2
OTHER.....	352	147	205	338	135	203	14	12	2

Source: Data Applications Division, Data Services Center, Comptroller of the Air Force

TABLE 67 — MOVEMENT OF USAF SPONSORED PASSENGERS VIA OCEAN TRANSPORTATION TO AND FROM CONTINENTAL US BY SOURCE, DESTINATION, AND ACCOMMODATION - FY 1967

CONTINENTAL US PORT/OVERSEA AREA	TOTAL PASSENGERS	MSTS TRANSPORT				COMMERCIAL PASSENGER SHIP	OTHER SHIPS			
		Space Requirement		Space Available			Space Requirement		Space Available	
		Cabin	Troop	Cabin	Troop		Cabin	Troop	Cabin	Troop
PASSENGER - TOTAL	11,460	33	9	206	9	8,139	1,734	1,313	15	2
OUTBOUND EAST COAST - TOTAL	1,230	13	-	19	-	1,172	26	-	-	-
British Isles	247	13	-	9	-	225	-	-	-	-
East Coast South America	2	-	-	-	-	2	-	-	-	-
Europe	603	-	-	10	-	591	2	-	-	-
Panama	29	-	-	-	-	29	-	-	-	-
West Mediterranean	322	-	-	-	-	322	-	-	-	-
Other Areas	27	-	-	-	-	3	24	-	-	-
OUTBOUND WEST COAST - TOTAL	402	-	-	2	-	384	16	-	-	-
Hawaiian Islands	234	-	-	-	-	233	1	-	-	-
Japan/Korea/Ryukyus/Bonins	100	-	-	2	-	93	5	-	-	-
Philippines	53	-	-	-	-	53	-	-	-	-
New Guinea	5	-	-	-	-	5	-	-	-	-
South East Asia	8	-	-	-	-	-	8	-	-	-
Taiwan	2	-	-	-	-	-	2	-	-	-
INBOUND EAST COAST - TOTAL	3,948	2	9	18	7	3,911	-	-	-	1
British Isles	825	1	-	10	2	812	-	-	-	-
East Mediterranean	13	-	-	-	-	13	-	-	-	-
Europe	2,128	1	9	8	5	2,105	-	-	-	-
Panama	188	-	-	-	-	188	-	-	-	-
West Mediterranean	776	-	-	-	-	776	-	-	-	-
Other Areas	18	-	-	-	-	17	-	-	-	1
INBOUND WEST COAST - TOTAL	2,690	18	-	4	1	2,667	-	-	-	-
Europe	3	2	-	-	1	-	-	-	-	-
Hawaiian Islands	1,720	9	-	2	-	1,709	-	-	-	-
Japan/Korea/Ryukyus/Bonins	498	2	-	2	-	494	-	-	-	-
Philippines	456	-	-	-	-	456	-	-	-	-
New Guinea	2	-	-	-	-	2	-	-	-	-
South East Asia	-	-	-	-	-	-	-	-	-	-
Taiwan	11	5	-	-	-	6	-	-	-	-

310-159 O - 68 - 16

TABLE 67 — MOVEMENT OF USAF SPONSORED PASSENGERS VIA OCEAN TRANSPORTATION TO AND FROM CONTINENTAL US BY SOURCE, DESTINATION, AND ACCOMMODATION - FY 1967 (CONTINUED)

CONTINENTAL US PORT/OVERSEA AREA	TOTAL PASSENGERS	MSTS TRANSPORT				COMMERCIAL PASSENGER SHIP	OTHER SHIPS			
		Space Requirement		Space Available			Space Requirement		Space Available	
		Cabin	Troop	Cabin	Troop		Cabin	Troop	Cabin	Troop
OTHER AREAS EAST COAST - TOTAL . . .	3,066	-	-	91	1	5	1,692	1,262	14	1
British Isles.	250	-	-	-	-	-	250	-	-	-
East Mediterranean	96	-		-	-	-	96	-	-	-
Europe	1,156	-	-	3	-	-	1,153	-	-	-
Japan/Korea/Ryukyus/Bonins	1,509	-	-	88	1	5	166	1,234	14	1
Panama	28	-	-	-	-	-	-	28	-	-
West Mediterranean	27	-	-	-	-	-	27	-	-	-
OTHER AREAS WEST COAST - TOTAL . . .	124	-	-	72	-	-	-	51	1	-
Hawaiian Islands	11	-	-	3	-	-	-	8	-	-
Labrador	1	-	-	-	-	-	-	-	1	-
Marianas	39	-	-	39	-	-	-	-	-	-
Philippines.	40	-	-	30	-	-	-	10	-	-
South East Asia.	27	-	-	-	-	-	-	27	-	-
Taiwan	6	-	-	-	-	-	-	6	-	-

Source: Data Applications Division, Data Services Center, Comptroller of the Air Force.

TABLE 68 – MOVEMENT OF USAF SPONSORED DRY CARGO VIA OCEAN TRANSPORTATION BY DIRECTION OF LIFT AND BY COMMODITY, WORLD-WIDE – FY 1967

DIRECTION OF LIFT	TOTAL	GENERAL CARGO a/		SPECIAL CARGO b/		AIRCRAFT	OTHER c/
		Household Effects	Other	Private Vehicles	Other		
TOTAL	4,409,769	158,946	2,231,895	527,312	573,519	59,192	858,905
Outbound from Continental US . . .	3,356,383	62,190	1,801,488	304,314	409,235	38,906	740,250
Inbound to Continental US.	468,113	87,095	139,322	192,428	22,516	16,179	10,573
Other Areas.	582,541	9,640	290,342	28,899	141,744	3,834	108,082
Coastwise.	1,135	21	32	1,065	17	-	-
Inter-Coastal.	1,597	-	711	606	7	273	-

a/ Includes packaged petroleum, oil, and lubricants, miscellaneous materiel packed in boxes, bales, bags, (including US Mail, barrels, and other items not requiring special storage).

b/ Any wheeled and tracked vehicles, and any cargo weighing more than 10,000 pounds or measuring 35 feet in any dimension except uncrated aircraft.

c/ Includes: Reefer (perishable commodities requiring refrigerated storage) and ammunition and explosives.

Source: Data Applications Division, Data Services Center, Comptroller of the Air Force.

TABLE 69 – MOVEMENT OF USAF SPONSORED DRY CARGO VIA OCEAN TRANSPORTION TO AND FROM CONTINENTAL US BY SOURCE AND DESTINATION, BY COMMODITY, WORLD-WIDE – FY 1967

(In Measurement Tons)

CONTINENTAL US PORT/ OVERSEA AREA	OUTBOUND FROM CONTINENTAL US							INBOUND TO CONTINENTAL US						
	Total	General Cargo		Special Cargo		Air-Craft	Other	Total	General Cargo		Special Cargo		Air-Craft	Other
		House-hold Effects	Other	Pri-vate Vehicles	Other				House-hold Effects	Other	Pri-vate Vehicles	Other		
WORLD-WIDE - TOTAL	3,356,383	62,190	1,801,488	304,314	409,235	38,906	740,250	468,113	87,095	139,322	192,428	22,516	16,179	10,573
AFRICA - TOTAL	975,825	413	565,781	2,138	127,748	11,430	268,315	34,074	678	21,587	325	627	7,570	3,287
ALEUTIANS - TOTAL	4,557	-	3,791	10	463	-	293	46	2	34	10	-	-	-
AZORES - TOTAL	17,055	1,056	11,041	2,619	714	-	1,625	2,756	139	681	1,936	-	-	-
BERMUDA - TOTAL	10,516	261	7,237	227	630	-	2,161	611	85	139	361	26	-	-
BRITISH ISLE - TOTAL	115,438	3,241	62,929	24,392	10,610	-	14,266	28,627	4,887	5,513	16,986	1,236	-	5
EUROPE - TOTAL	367,857	5,032	249,150	65,720	46,780	-	1,175	149,228	16,511	54,971	64,449	5,660	736	6,901
FAR EAST - TOTAL a/	761,315	2,763	404,875	63,037	97,487	13,205	179,948	64,993	8,676	14,006	39,957	2,112	-	242
ICELAND - TOTAL	2,772	334	1,455	718	256	-	9	691	419	119	153	-	-	-
INDIAN OCEAN - TOTAL b/	21,423	2,941	11,264	1,947	3,813	551	907	1,269	407	304	19	539	-	-
LATIN AMERICA - TOTAL c/	74,715	1,989	36,141	16,968	13,831	128	5,658	21,647	2,004	9,496	7,560	2,525	-	62
MEDITERRANEAN - TOTAL	234,542	28,236	115,464	40,724	28,434	291	21,393	60,085	29,280	9,143	19,861	1,776	-	25
MID PACIFIC - TOTAL d/	68,131	1,179	27,442	25,711	11,882	1,238	679	25,475	1,135	1,399	21,111	1,222	608	-
NORTH ATLANTIC - TOTAL e/	52,598	270	27,158	3,989	18,834	-	2,347	24,249	383	16,508	1,824	5,502	-	32
NORTH PACIFIC - TOTAL f/	46,408	382	30,883	8,892	5,979	-	272	6,485	1	15	6,469	-	-	-
SOUTHWEST PACIFIC - TOTAL g/	595,880	14,081	241,835	47,211	39,630	12,063	241,060	47,522	22,488	5,322	11,407	1,021	7,265	19
IRREGULAR ROUTES - TOTAL	7,351	12	5,042	11	2,144	-	142	355	-	85	-	270	-	-
EAST COAST - TOTAL	1,063,138	24,338	543,040	164,211	158,220	-	173,329	222,806	40,045	60,125	107,251	12,838	-	2,547
Africa	97,868	106	48,802	655	22,757	-	25,548	1,564	382	911	155	116	-	-
Azores	16,498	1,041	10,572	2,550	710	-	1,625	2,574	67	649	1,858	-	-	-
Bermuda	10,516	261	7,237	227	630	-	2,161	611	85	139	361	26	-	-
British Isles	103,727	1,990	54,538	23,097	9,836	-	14,266	21,384	4,517	1,197	15,319	346	-	5
Europe	337,536	3,260	226,724	62,455	43,926	-	1,171	103,487	12,660	27,403	57,331	3,663	-	2,430
Far East	164,427	392	45,065	7,610	13,387	-	97,973	5,462	727	870	3,789	76	-	-
Iceland	2,772	334	1,455	718	256	-	9	691	419	119	153	-	-	-
Indian Ocean	14,243	1,459	6,924	1,812	3,141	-	907	964	357	203	19	385	-	-
Latin America	47,319	597	19,114	14,035	7,926	-	5,647	14,248	353	6,580	5,858	1,395	-	62
Mediterranean	173,997	11,996	80,050	36,248	24,313	-	21,390	36,456	13,568	4,453	17,216	1,201	-	18
Mid Pacific	6,021	180	978	2,018	2,738	-	107	1,478	15	2	1,461	-	-	-
North Atlantic	52,598	270	27,158	3,989	18,834	-	2,347	24,249	383	16,508	1,824	5,502	-	32
North Pacific	15	-	15	-	-	-	-	-	-	-	-	-	-	-
Southwest Pacific	28,653	2,440	9,422	8,786	7,887	-	118	9,588	6,512	1,041	1,907	128	-	-
Irregular Routes	6,948	12	4,986	11	1,879	-	60	50	-	50	-	-	-	-
GULF COAST - TOTAL	377,550	26,107	246,918	20,967	78,002	5,520	36	88,956	28,433	36,178	13,753	5,378	736	4,478
Africa	420	8	349	13	50	-	-	-	-	-	-	-	-	-
Azores	557	15	469	69	4	-	-	182	72	32	78	-	-	-
British Isles	9,578	1,251	6,854	1,076	397	-	-	6,541	370	4,316	965	890	-	-
Europe	27,363	1,732	20,826	2,617	2,185	-	3	31,870	3,540	17,462	4,045	1,616	736	4,471
Far East	212,982	314	145,564	3,790	58,747	4,550	17	10,073	437	5,586	2,927	1,123	-	-
Indian Ocean	6,542	1,444	3,789	86	672	551	-	50	26	24	-	-	-	-

TABLE 69 — MOVEMENT OF USAF SPONSORED DRY CARGO VIA OCEAN TRANSPORTATION TO AND FROM CONTINENTAL US BY SOURCE AND DESTINATION, BY COMMODITY, WORLD-WIDE - FY 1967 (CONTINUED)

(In Measurement Tons)

CONTINENTAL US PORT/ OVERSEA AREA	OUTBOUND FROM CONTINENTAL US							INBOUND TO CONTINENTAL US						
	Total	General Cargo		Special Cargo		Air-Craft	Other	Total	General Cargo		Special Cargo		Air-Craft	Other
		House-hold Effects	Other	Pri-vate Vehicles	Other				House-hold Effects	Other	Pri-vate Vehicles	Other		
GULF COAST (Continued)														
Latin America	25,851	1,330	16,399	2,310	5,673	128	11	5,806	1,500	2,311	1,251	744	-	-
Mediterranean	59,062	16,233	34,480	3,989	4,066	291	3	21,862	15,257	4,046	2,054	498	-	7
Mid Pacific	5,261	139	2,933	820	1,369	-	-	1,024	23	47	877	77	-	-
Southwest Pacific	29,934	3,641	15,255	6,197	4,839	-	2	11,548	7,208	2,354	1,556	430	-	-
Irregular Routes	-	-	-	-	-	-	-	-	-	-	-	-	-	-
CALIFORNIA COAST - TOTAL	1,482,868	10,989	713,985	102,194	144,450	33,386	477,864	146,444	17,435	42,822	63,308	3,888	15,443	3,548
Africa	743,957	299	404,195	1,470	89,639	11,430	236,924	32,455	241	20,676	170	511	7,570	3,287
British Isles	1,985	-	1,389	219	377	-	-	609	-	-	609	-	-	-
Europe	2,627	40	1,283	634	669	-	1	13,741	311	10,105	3,073	252	-	-
Far East	180,520	2,047	90,331	49,630	23,119	8,655	6,738	48,409	7,367	7,445	32,451	904	-	242
Indian Ocean	535	38	448	49	-	-	-	255	24	77	-	154	-	-
Latin America	1,353	29	521	571	232	-	-	1,500	144	605	365	386	-	-
Mediterranean	1,483	7	934	487	55	-	-	1,767	455	644	591	77	-	-
Mid Pacific	50,722	860	18,167	22,526	7,483	1,238	448	22,746	1,097	1,348	18,548	1,145	608	-
North Pacific	13	-	-	13	-	-	-	34	-	-	34	-	-	-
Southwest Pacific	499,591	7,669	196,717	26,595	22,876	12,063	233,671	24,928	7,796	1,922	7,467	459	7,265	19
Irregular Route	82	-	-	-	-	-	82	-	-	-	-	-	-	-
NORTHWEST COAST - TOTAL	432,827	756	297,545	16,942	28,563	-	89,021	9,907	1,182	197	8,116	412	-	-
Africa	133,580	-	112,435	-	15,302	-	5,843	55	55	-	-	-	-	-
Aleutians	4,557	-	3,791	10	463	-	293	46	2	34	10	-	-	-
British Isles	148	-	148	-	-	-	-	93	-	-	93	-	-	-
Europe	331	-	317	14	-	-	-	130	-	1	-	129	-	-
Far East	203,386	10	123,915	2,007	2,234	-	75,220	1,049	145	105	790	9	-	-
Indian Ocean	103	-	103	-	-	-	-	-	-	-	-	-	-	-
Latin America	192	33	107	52	-	-	-	93	7	-	86	-	-	-
Mid Pacific	6,127	-	5,364	347	292	-	124	227	-	2	225	-	-	-
North Pacific	46,380	382	30,868	8,879	5,979	-	272	6,451	1	15	6,435	-	-	-
Southwest Pacific	37,702	331	20,441	5,633	4,028	-	7,269	1,458	972	5	477	4	-	-
Irregular Routes	321	-	56	-	265	-	-	305	-	35	-	270	-	-

a/ Far East includes Korea, the Islands of Japan and the Ryukyus Group, the Bonin Island Group, and the Marianas.

b/ Indian Ocean includes the Indian Ocean and all adjacent seas, the countries bordering the Red Sea, Persian Gulf, Arabian Sea, and the Bay of Bengal, East to the Burma-Thailand Border.

c/ Latin America includes Mexico, Central America, South America, the Caribbean/Lesser Antilles, Bahamas, and Puerto Rico.

d/ Mid Pacific includes the Hawaiian Islands, Caroline, Marshall Islands, Midway, Kure, Wake, Marcus, Palau Island, New Guinea, Australia, New Zealand, and all the islands of the South Pacific Ocean not otherwise listed herein.

e/ North Atlantic includes the East Coast of Canada, Labrador, Newfoundland, and Greenland.

f/ North Pacific includes West Coast of Canada North of 50° North Latitude, and Alaska.

g/ Southwest Pacific includes China, Indo-China, Thailand, Malay Peninsula, Sumatra, Java, Borneo, Celebes, Timor, Taiwan, the Philippines, and South East Asia.

Source: Data Applications Division, Data Services Center, Comptroller of the Air Force.

TABLE 70 — MOVEMENT OF USAF BULK PETROLEUM VIA OCEAN TRANSPORTATION BY AREA, WORLD-WIDE - FY 1967

AREA	NUMBER OF LONG TONS
PETROLEUM LIFT - TOTAL	10,024,173
CONUS US ORIGIN - TOTAL	5,580,217
California	815,891
Other US Ports	4,764,326
CARIBBEAN/LESSER ANTILLES ORIGIN - TOTAL	2,199,446
PERSIAN GULF ORIGIN - TOTAL	1,738,960
OTHER AREAS - TOTAL	505,550

Source: Data Applications Division, Data Services Center, Comptroller of the Air Force.

TABLE 71 — MOVEMENT OF USAF BULK PETROLEUM VIA OCEAN TRANSPORTATION BY TYPE OF PRODUCT, WORLD-WIDE - FY 1967

TYPE OF PRODUCT	NUMBER OF BARRELS	NUMBER OF LONG TONS
PRODUCT - TOTAL	84,672,563	10,024,173
Aviation Gasoline/115	11,613,653	1,280,098
Motor Gasoline/80	247,472	27,950
Arctic Motor Gasoline	10,348	1,170
Jet Fuel Oil No. 4	70,960,455	8,475,639
Jet Fuel Oil No. 5	32,068	4,055
Diesel Oil	1,803,451	234,607
Kerosene	5,116	654

Source: Data Applications Division, Data Services Center, Comptroller of the Air Force.

INSTALLATIONS

PART VI

INVENTORY OF INSTALLATIONS

INTRODUCTION

The USAF Program, "Installations" (PDIC Document), a supplement to the USAF Program; Bases, Units, and Priorities, and USAF Installations Characteristics Data Report, RCS: 2-HAF-Z21, were used to obtain data shown.

MILITARY CONSTRUCTION PROGRAM

INTRODUCTION

This section reflects progress of the Military Construction Program, since its inception in the Air Force, in terms of dollars available, apportioned, contracted, etc. Most of the data were furnished by the Directorate of Budget and the Directorate of Civil Engineering.

DEFINITIONS

APPROVED PROGRAM - Scope and dollar amount approved for implementation of construction and funding by appropriate authority of Office of the Secretary of Defense and/or Bureau of the Budget through apportionment, or program clearance.

AUTHORIZED PROGRAM - The USAF Military Construction Program as approved by Congress.

CURRENT PROGRAM - The scope and dollar amount deemed necessary for the completion of a line item determined essential to the mission of the USAF.

OPERATING PROGRAM - The scope and dollar amount released to USAF construction agencies as approved for construction, obligation, and expenditures for the completion of a line item.

REAL PROPERTY INVENTORY

INTRODUCTION

These tables present the real property (facilities and land) controlled by the Air Force. The costs shown represent the costs at time of acquisition to the U. S. Government, plus any subsequent improvement, and do not reflect the current value or estimated replacement costs.

DEFINITIONS

EASEMENTS - A right which one party has to use the land owned by another party for ingress and egress, or for the purpose of reducing or limiting the height of objects on land owned by another party to establish security or safety area, or right-of-way interests.

FOREIGN RIGHTS - An agreement or contract between the U. S. Government and a foreign country which gives the United States the right to use the land in a foreign country.

LEASES - A contract between a lessor and a lessee granting exclusive possession and use of land for a period of time and specified compensation.

INSTALLATIONS (CONTINUED)

REAL PROPERTY INVENTORY (CONTINUED)

DEFINITIONS (CONTINUED)

LICENSE - A privilege to use the land of another, revocable at the will of the land owner.

OWNED LAND - Land acquired through donation of title or cost thereof from private enterprise, state or local governments, condemnation, or purchase.

PUBLIC DOMAIN AND PUBLIC LAND - Land assigned to the AF through a permanent or temporary withdrawal from public domain.

COST OF MAINTENANCE AND OPERATION OF REAL PROPERTY

INTRODUCTION

This section shows the cost of maintenance and operation of USAF Real Property.

DEFINITIONS

CONTRACT - Lump sum and unit price work agreements administered by the installation for preservation and construction; and utility service, inspection, and maintenance agreements administered by major air force command headquarters.

LABOR COSTS - Costs of all personnel, regardless of the source, performing work attributable to real estate facility activities. The rates used in costing military services are those prescribed in AFM 177-1.

MATERIALS AND SUPPLIES - For use in accomplishing the functions of maintenance, repair, and operation of real estate facilities.

STORAGE SPACE UTILIZATION AND OCCUPANCY

INTRODUCTION

The reporting of storage space utilization and occupancy within the Air Force has been revised under the guidance of Office of the Secretary of Defense to provide a uniform procedure for all services. Included in the summary are all Air Force depots.

DEFINITIONS

GROSS STORAGE SPACE - The gross area (regardless of its location or the purpose for which the space being used was designed or is designated) which is assigned or used for any operation concerning storage or the support of storage functions.

NET STORAGE SPACE - The floor area upon which bins are erected plus the floor area upon which material can be stored.

OPEN STORAGE SPACE - Any improved or unimproved area designated for use in storing material.

WAREHOUSE SPACE - The area in building designed for storage purposes and constructed with roof and complete side and end walls.

TABLE 72 — ACTIVE INSTALLATIONS, WORLD-WIDE — 30 JUNE 1967

(Table below replaces Tables 78 and 79 in the FY 1966 publication.)

ACTIVE MAJOR INSTALLATIONS

COMMAND	TOTAL	Operational	Operational Support		Training	Research and Test	Logistical	FOREIGN BASES a/
			Flying	Non-Flying				
TOTAL	206	113	10	16	31	9	9	18
CONTINENTAL US - TOTAL	137	70	6	12	31	9	9	-
Aeronautical Chart and Information Center	1	-	-	1	-	-	-	-
Air Defense Command	24	14	4	6	-	-	-	-
Air Force Accounting and Finance Center	1	-	-	1	-	-	-	-
Air Force Logistics Command	9	-	-	-	-	-	9	-
Air Force Systems Command	9	-	-	-	-	9	-	-
Air Training Command	16	-	-	-	16	-	-	-
Air University	2	-	-	-	2	-	-	-
Continental Air Command	12	-	-	-	12	-	-	-
Headquarters Command, USAF	2	1	-	1	-	-	-	-
Military Airlift Command	7	6	-	1	-	-	-	-
Strategic Air Command	33	33	-	-	-	-	-	-
Tactical Air Command	19	16	2	1	-	-	-	-
USAF Academy	1	-	-	-	1	-	-	-
USAF Security Service	1	-	-	1	-	-	-	-
OVERSEA - TOTAL	69	43	4	4	-	-	-	18
Alaskan Air Command (Includes Alaska)	5	5	-	-	-	-	-	-
Air Defense Command	3	2	-	1	-	-	-	-
Military Airlift Command	2	2	-	-	-	-	-	-
Pacific Air Force (Includes Hawaii)	30	10	1	1	-	-	-	18
Strategic Air Command	3	3	-	-	-	-	-	-
US Air Forces, Europe	24	20	2	2	-	-	-	-
US Air Forces, Southern Command	2	1	1	-	-	-	-	-

ALL OTHER ACTIVE INSTALLATIONS

ALL OTHER	TOTAL	ANCILLARY	BALLISTIC MISSILE	INDUSTRIAL	RADAR	AIR NATIONAL GUARD	TENANT	WAR ONLY
TOTAL	4,236	2,219	1,158	44	302	104	366	43
CONTINENTAL US - TOTAL	2,943	1,343	1,157	44	181	101	117	-
OVERSEA - TOTAL	1,293	876	1	-	121	3	249	43

a/ Real Property under the jurisdiction of a foreign government utilized by the USAF equivalent to an Operational, Operational Flying Support, or Operational Non-Flying Support installation.

Source: USAF Program, Installations, Short Title PDIC 69-4

TABLE 73 — PROGRESS OF USAF MILITARY CONSTRUCTION PROGRAM, WORLD-WIDE — FY 1967

(Table below is in millions of dollars)

MONTH	AVAILABLE REGULAR APPROPRI-ATIONS	AVAILABLE OTHER PROGRAMS SEA	OBLIGATED		EXPENDED (GROSS)	
			Regular Appropri-ations	Other Programs SEA	Regular Appropri-ations	Other Programs SEA
TOTAL - (CUMULATIVE THROUGH FY (1967)	$ 14,438	$ 712	-	-	-	-
PRIOR TO FY 1967 (CUMULATIVE) - TOTAL . .	14,232	445	-	-	-	-
FY 1967 NEW AVAILABILITY	206	267	-	-	-	-
FY 1966 AND PRIOR	-	-	13,982	340	13,792	98
July (1966)	-	-	12	7	10	8
August	-	-	14	11	26	12
September	-	-	13	12	3	1
October	-	-	2	30	28	25
November	-	-	18	-	19	31
December	-	-	14	15	46	27
January (1967).	-	-	35	17	19	21
February	-	-	9	14	14	16
March	-	-	34	20	22	18
April	-	-	45	24	24	116
May	-	-	47	66	12	11
June	-	-	57	51	11	28
Total	-	-	300	267	234	290
Balance	-	-	156	105	412	324

Source: Missile and Space Systems Division, Military Construction Branch, Directorate of Budget, Comptroller of the Air Force. Data Applications Division, Data Services Center, Comptroller of the Air Force.

TABLE 74 — AIR FORCE REAL PROPERTY DATA, WORLD-WIDE
FY 1967

REAL PROPERTY ASSETS END FISCAL YEAR	
TOTAL MAJOR INSTALLATIONS WORLD-WIDE	186 a/
TOTAL OTHER INSTALLATIONS WORLD-WIDE	4,218
TOTAL NUMBER INSTALLATIONS WORLD-WIDE	4,404
TOTAL ACREAGE WORLD-WIDE	10,887,552
TOTAL COST TO GOVERNMENT WORLD-WIDE	$ 16,495,040,000
DISPOSAL DATA FOR FY 1967	
TOTAL NUMBER INSTALLATIONS DISPOSED WORLD-WIDE	234
TOTAL ACREAGE DISPOSED WORLD-WIDE	763,662
TOTAL COST TO GOVERNMENT OF INSTALLATIONS DISPOSED WORLD-WIDE	$ 531,458,000
NUMBER OF INSTALLATIONS ADDED DURING FY 1967	
TOTAL NUMBER ADDED	149

a/ Excludes 18 major installations located in SEA and Far East Areas of PACAF, 1 in USAFE, and 1 in ADO.

Source: Real Estate Agency, Directorate of Civil Engineering

TABLE 75 — COST TO US GOVERNMENT OF MILITARY REAL PROPERTY CONTROLLED BY DEPARTMENT OF THE AIR FORCE, WORLD-WIDE — 30 JUN 1967

(In thousands of dollars)

TYPE OF REAL PROPERTY	WORLD-WIDE	UNITED STATES	POSSESSIONS	FOREIGN COUNTRIES
TOTAL	$ 16,495,040	$ 13,803,133	$ 388,237	$ 2,303,670
Land a/	140,728	138,515	2,213	-
Buildings	8,370,328	6,926,012	197,277	1,247,039
Structures, Utilities, etc	7,983,984	6,738,606	188,747	1,056,631

a/ Excludes acreage leased outside of installations.

Source: Data Application Division, Data Services Center, Comptroller of the Air Force.

TABLE 76 — MILITARY REAL PROPERTY ACREAGE CONTROLLED AND LOCATED AT DEPARTMENT OF AIR FORCE INSTALLATIONS, WORLD-WIDE — 30 JUN 1967

TYPE OF LAND	WORLD-WIDE	UNITED STATES a/	POSSESSIONS	FOREIGN COUNTRIES
TOTAL	10,887,552	9,608,185	54,745	1,224,622
Owned	1,677,000	1,652,227	24,773	-
Public Domain	6,950,435	6,950,435	-	-
License or Permit	432,044	412,779	19,234	31
Public Land (Possessions)	10,408	-	10,408	-
Easements	224,923	223,140	290	1,493
Leases	435,159	369,604	40	65,515
Foreign Rights	1,157,583	-	-	1,157,583

a/ Excludes acreage leased outside of installations.

Source: Data Applications Division, Data Services Center, Comptroller of the Air Force.

TABLE 77 — GOVERNMENT COST OF LAND CONTROLLED BY DEPARTMENT OF THE AIR FORCE, WORLD-WIDE — 30 JUN 1967

(In thousands of dollars)

TYPE OF LAND	WORLD-WIDE	UNITED STATES	POSSESSIONS	FOREIGN COUNTRIES
TOTAL	$ 140,728	$ 138,515	$ 2,213	-
Owned	122,616	120,433	2,183	-
License	1,108	1,106	2	-
Easements	17,004	16,976	28	-

Source: Data Applications Division, Data Services Center, Comptroller of the Air Force.

TABLE 78 — MAINTENANCE AND OPERATION COST OF USAF REAL PROPERTY BY COMMAND
WORLD-WIDE — FY 1967

(In thousands of dollars)

COMMAND	TOTAL	LABOR COST		MATERIAL AND SUPPLIES	CONTRACT AND OTHER
		Civilian	Military		
WORLD-WIDE - TOTAL	$ 998,662	$ 310,895	$ 164,842	$ 148,505	$ 374,420
CONTINENTAL US - TOTAL	710,239	247,823	118,133	89,398	254,885
Aeronautical Chart and Information Center	1,979	1,393	19	198	369
Air Defense Command	80,735	22,573	16,513	10,718	30,931
Air Force Logistics Command	96,082	51,109	1,491	11,012	32,470
Air Force Systems Command	64,704	22,553	5,948	7,646	28,557
Air Training Command	83,609	32,759	12,756	10,193	27,901
Air University	8,126	3,178	1,048	772	3,128
Continental Air Command	9,090	6,192	110	835	1,953
Headquarters Command USAF	13,361	6,069	2,241	1,685	3,366
Military Airlift Command	47,450	18,881	8,118	6,012	14,439
Strategic Air Command	200,318	52,464	46,912	26,435	74,507
Tactical Air Command	94,247	25,026	22,498	13,094	33,629
US Air Force Academy	8,701	4,735	194	664	3,108
US Security Service	1,837	891	285	134	527
OVERSEAS - TOTAL	288,423	63,072	46,709	59,107	119,535
Alaska Air Command (Includes Alaska)	40,883	12,616	8,206	11,746	8,315
Air Defense Command	25,028	-	613	6,437	17,978
Military Airlift Command	6,427	2,456	1,151	1,321	1,499
Pacific Air Forces (Includes Hawaii)	87,466	22,942	11,482	17,768	35,274
Strategic Air Command	23,277	7,854	3,950	3,470	8,003
USAF In Europe	88,711	14,067	18,084	15,387	41,173
US Security Service	9,562	603	2,378	2,359	4,222
US Air Force Southern Command	6,016	2,232	736	477	2,571
Air Force Communication Service	1,053	302	109	142	500

Source: Maintenance Division, Deputy Director for Civil Engineering Operations, Deputy Chief of Staff, Programs and Resources.

*Does not include SEA Eastern and Western Test Ranges.

TABLE 79 — USAF STORAGE SPACE, UTILIZATION, AND OCCUPANCY, DEPOT ONLY — 30 JUN 1967

(In thousands of square feet)

TYPE OF STORAGE	WORLD-WIDE			CONTINENTAL US			OVERSEAS		
	Gross Storage Space	Net Storage Space	Occupied Space	Gross Storage Space	Net Storage Space	Occupied Space	Gross Storage Space	Net Storage Space	Occupied Space
WAREHOUSE SPACE - TOTAL	25,634	12,934	9,987	25,634	12,934	9,987	-	-	-
General Purpose	24,627	12,394	9,829	24,627	12,394	9,829	-	-	-
Controlled Humidity	784	406	56	784	406	56	-	-	-
Flammable	161	96	68	161	96	68	-	-	-
Chill	50	29	26	50	29	26	-	-	-
Freeze	12	9	8	12	9	8	-	-	-
Shed - Total	416	284	268	416	284	268	-	-	-
Magazine - Total	229	181	159	229	181	159	-	-	-
Igloo	121	99	84	121	99	84	-	-	-
Above Ground	108	82	75	108	82	75	-	-	-
Other - Total	1,298	440	291	1,298	440	291	-	-	-
Controlled Humidity	8	6	6	8	6	6	-	-	-
General Purpose	1,290	434	285	1,290	434	285	-	-	-
OPEN STORAGE SPACE - TOTAL	18,237	10,219	7,983	18,237	10,219	7,983	-	-	-
Improved	15,766	8,288	6,052	15,766	8,288	6,052	-	-	-
Unimproved	2,471	1,931	1,931	2,471	1,931	1,931	-	-	-

Source: Directorate Deputy Chief Staff, Systems and Logistics, Office of Supply and Services. RCS: DD-I&L(SA)429.

MILITARY ASSISTANCE PROGRAM
(MAP)

PART VII

INTRODUCTION

The tables in this section provide all available summary data on the Military Assistance Program administered by the Air Force. Those tables reflecting Military Assistance Grant Aid Program aircraft, inventory, attrition, and hours flown, include only those models supported under MAP. FWMAF/MASF aircraft data reflected in separate tables. The data were compiled from progress reports from major commands on materiel deliveries and training accomplishment and from Military Assistance Advisory Groups or comparable organizations in each participating country. The Mutual Defense Assistance Act of 1947 enacted into law on 6 October 1949 established Military Assistance; hence, the captions FY 1950 through FY 1967 as used in the tables indicate an accumulation of data from the date of the enactment. This does not necessarily mean that the incipient date for all countries was FY 1950.

DEFINITIONS

AIRCRAFT ATTRITION - Aircraft lost from MAP inventories by reason of accident, obsolescence, or in combat.

GRANT AID - Military Assistance rendered under the authority of the Foreign Assistance Act of 1961, as amended, for which the United States receives no reimbursement.

FWMAF - Free World Military Assistance Forces.

MASF - Military Assistance Service Funded Program.

MAP AIRCRAFT - Aircraft in foreign countries provided by the USAF under Military Assistance Program.

MAP EMPLOYEES - Category of civilian personnel engaged in activities required in carrying out the Military Assistance Program as administered by the Air Force.

FOREIGN MILITARY SALES - Transactions for military materiel and services which have been ordered and paid for by eligible recipient countries. Such transactions were formerly designated as Reimbursable Military Assistance and Military Assistance Sales.

MISSION/DESIGN/SERIES - Air Force Regulations 66-11,Designating, Redesignating, and Naming Military Aircraft, dated, 18 September 1962 and 66-11A dated, 15 January 1964 and 66-20, Designating, Redesignating, and Naming Military Rockets and Guided Missiles dated 27 June 1963 and 66-20A, dated, 30 January 1964, establish a uniform system for designating, redesignating, and naming military aircraft and missiles. The phrase Type/Model/Series (T/M/S) has been replaced by Mission/Design/Series (M/D/S) for aircraft and Type/Design/Series (T/D/S) for missiles. For the purpose of this USAF Statistical Digest, Mission/Design/Series will be used for both aircraft and missiles.

SPACE - Represents one man-course completed by one student in one class covering a specific subject of instruction.

[redacted]

TABLE 80 - MILITARY ASSISTANCE GRANT AID PROGRAM SUPPORTED AIRCRAFT INVENTORY BY STATUS, BY MISSION, DESIGN, AND SERIES OF AIRCRAFT, WORLD-WIDE, AT END OF QUARTER - FY 1967

MISSION, DESIGN, AND SERIES OF AIRCRAFT	30 SEPTEMBER 1966			31 DECEMBER 1966			31 MARCH 1967			30 JUNE 1967		
	Total	Active	In-Active	Total	Active	In-Active	Total	Active	In-Active	Total	Active	In-Active
INVENTORY - TOTAL	2,780	2,708	72	2,875	2,785	90	2,835	2,745	90	2,842	2,792	50
BOMBER - TOTAL	48	42	6	73	69	4	70	67	3	69	69	-
A-4B	-	-	-	24	24	-	24	24	-	24	24	-
B-26	48	42	6	49	45	4	46	43	3	45	45	-
FIGHTER - TOTAL	1,225	1,199	26	1,264	1,218	46	1,245	1,205	40	1,225	1,207	18
F-5A/B/C/D	136	136	-	173	173	-	185	185	-	204	203	1
F-80C	36	33	3	36	34	2	26	26	-	26	26	-
F-84F	268	268	-	267	267	-	266	266	-	240	240	-
F-86D	69	67	2	77	67	10	69	59	10	50	46	4
F-86E	41	41	-	41	41	-	41	41	-	41	41	-
F-86F	415	395	20	408	374	34	398	368	30	409	396	13
F-86L	16	15	1	15	15	-	15	15	-	15	15	-
F-100A/D/F	111	111	-	111	111	-	110	110	-	106	106	-
F/TF-104A/B/G	133	133	-	136	136	-	135	135	-	134	134	-
RECONNAISSANCE - TOTAL	117	117	-	115	115	-	115	115	-	124	124	-
RF-84F	88	88	-	88	88	-	88	88	-	86	86	-
RF-86F	8	8	-	8	8	-	8	8	-	11	11	-
RF-101A	4	4	-	4	4	-	4	4	-	4	4	-
RF-104G	8	8	-	8	8	-	8	8	-	8	8	-
RT-33A	9	9	-	7	7	-	7	7	-	15	15	-
SEARCH AND RESCUE - TOTAL	24	22	2	25	24	1	24	23	1	24	23	1
HU-16	24	22	2	25	24	1	24	23	1	24	23	1
CARGO - TOTAL	519	506	13	513	497	16	516	496	20	491	472	19
C-46	93	93	-	99	99	-	99	99	-	98	98	-
C-47 (EC/RC)	341	328	13	342	326	16	340	322	18	320	303	17
C-54	28	28	-	17	17	-	22	20	2	18	16	2
C-118	1	1	-	1	1	-	1	1	-	1	1	-
C-119	41	41	-	39	39	-	39	39	-	39	39	-
C-123B	8	8	-	8	8	-	8	8	-	8	8	-
C-130E	5	5	-	5	5	-	5	5	-	5	5	-
DC-6	2	2	-	2	2	-	2	2	-	2	2	-
TRAINER - TOTAL	583	563	20	604	591	13	574	557	17	601	596	5
T-6G	8	8	-	8	8	-	8	8	-	8	8	-
T-28A/B/D	206	206	-	211	207	4	203	199	4	231	227	4
T-33A	250	241	9	253	247	6	260	254	6	260	259	1
T-34A	28	27	1	28	25	3	-	-	-	-	-	-
T-37B/C	91	81	10	104	104	-	103	96	7	102	102	-
COMMUNICATIONS - TOTAL	264	259	5	281	271	10	291	282	9	308	301	7
Cessna-180	15	15	-	13	13	-	11	11	-	11	11	-
CH/SH/UH-34A/C/D	64	63	1	68	67	1	79	79	-	87	87	-
HH-43B/F	8	8	-	8	8	-	7	7	-	7	7	-
O1A/E	42	42	-	43	41	2	43	41	2	42	40	2
OH-13	9	9	-	9	9	-	12	12	-	11	11	-
OH-23F	8	7	1	8	7	1	7	6	1	7	6	1
U-4	1	1	-	1	1	-	1	1	-	1	1	-
U-6A	3	3	-	3	3	-	3	3	-	3	3	-
U-10B	12	12	-	12	12	-	11	11	-	11	11	-
U-17A	40	37	3	41	36	5	41	36	5	48	45	3
UH-1B/D	10	10	-	10	10	-	10	10	-	11	11	-
UH/H-19A/B/D	52	52	-	65	64	1	66	65	1	69	68	1

Source: Data Applications Division, Data Services Center, Comptroller of the Air Force.

DOWNGRADED AT 12 YEAR INTERVALS;
NOT AUTOMATICALLY DECLASSIFIED
DOD DIR. 5200.10

[redacted]

TABLE 81 — MILITARY ASSISTANCE GRANT AID PROGRAM SUPPORTED AIRCRAFT INVENTORY BY STATUS, BY MISSION, DESIGN, AND SERIES OF AIRCRAFT, BY COUNTRY, WORLD-WIDE, AT END OF QUARTER - FY 1967

COUNTRY AND MISSION, DESIGN, AND SERIES OF AIRCRAFT	30 SEPTEMBER 1966			31 DECEMBER 1966			31 MARCH 1967			30 JUNE 1967		
	Total	Active	In-Active	Total	Active	In-Active	Total	Active	In-Active	Total	Active	In-Active
TOTAL	2,780	2,708	72	2,875	2,785	90	2,835	2,745	90	2,842	2,792	50
NEAR EAST AND SOUTH ASIA - TOTAL	830	830	-	867	867	-	880	880	-	806	806	-
Greece - Total	251	251	-	239	239	-	246	246	-	201	201	-
F-5A/B	35	35	-	37	37	-	43	43	-	48	48	-
F-84F	75	75	-	50	50	-	50	50	-	25	25	-
F-86D	25	25	-	25	25	-	25	25	-	-	-	-
F/TF-104G	41	41	-	40	40	-	40	40	-	40	40	-
RF-84F	18	18	-	18	18	-	18	18	-	18	18	-
C-47	16	16	-	16	16	-	16	16	-	16	16	-
T-33A	25	25	-	25	25	-	25	25	-	25	25	-
T-37C	14	14	-	17	17	-	16	16	-	16	16	-
UH-19D	2	2	-	11	11	-	13	13	-	13	13	-
Turkey - Total	579	579	-	628	628	-	634	634	-	605	605	-
F-5A/B	20	20	-	33	33	-	40	40	-	41	41	-
F-84F	193	193	-	217	217	-	216	216	-	215	215	-
F-86E	41	41	-	41	41	-	41	41	-	41	41	-
F-100D/F	43	43	-	43	43	-	43	43	-	41	41	-
F/TF-104	40	40	-	40	40	-	40	40	-	40	40	-
RF-84F	70	70	-	70	70	-	70	70	-	68	68	-
C-47	70	70	-	70	70	-	70	70	-	45	45	-
C-54	2	2	-	2	2	-	2	2	-	2	2	-
C-130	5	5	-	5	5	-	5	5	-	5	5	-
T-33A	41	41	-	40	40	-	40	40	-	40	40	-
T-37	40	40	-	50	50	-	50	50	-	50	50	-
UH/HH-19	14	14	-	17	17	-	17	17	-	17	17	-
AFRICA - TOTAL	91	90	1	96	96	-	95	95	-	106	106	-
Congo - Total	14	13	1	14	14	-	14	14	-	24	24	-
C-47	12	11	1	12	12	-	12	12	-	12	12	-
C-54	2	2	-	2	2	-	2	2	-	2	2	-
T-28	-	-	-	-	-	-	-	-	-	10	10	-
Ethiopia - Total	66	66	-	68	68	-	67	67	-	67	67	-
F-5A/B	7	7	-	7	7	-	7	7	-	7	7	-
F-86F	13	13	-	13	13	-	13	13	-	13	13	-
RT-33A	2	2	-	2	2	-	2	2	-	2	2	-
C-47	6	6	-	6	6	-	6	6	-	6	6	-
C-54	2	2	-	2	2	-	2	2	-	2	2	-
T-28A	26	26	-	28	28	-	28	28	-	28	28	-
T-33A	10	10	-	10	10	-	9	9	-	9	9	-
Libya - Total	8	8	-	10	10	-	10	10	-	10	10	-
C-47	4	4	-	6	6	-	6	6	-	6	6	-
T-33A	4	4	-	4	4	-	4	4	-	4	4	-
Morocco - Total	3	3	-	4	4	-	4	4	-	5	5	-
F-5A/B	-	-	-	4	4	-	4	4	-	5	5	-
C-119/F/G	3	3	-	-	-	-	-	-	-	-	-	-

DOWNGRADED AT 12 YEAR INTERVALS; NOT AUTOMATICALLY DECLASSIFIED DOD DIR. 5200.10

[redacted]

310-159 O - 68 - 17

[redacted]

TABLE 81 — MILITARY ASSISTANCE GRANT AID PROGRAM SUPPORTED AIRCRAFT INVENTORY BY STATUS, BY MISSION, DESIGN, AND SERIES OF AIRCRAFT, BY COUNTRY, WORLD-WIDE, AT END OF QUARTER - FY 1967 (CONTINUED)

COUNTRY AND MISSION, DESIGN, AND SERIES OF AIRCRAFT	30 SEPTEMBER 1966			31 DECEMBER 1966			31 MARCH 1967			30 JUNE 1967		
	Total	Active	In-Active	Total	Active	In-Active	Total	Active	In-Active	Total	Active	In-Active
FAR EAST AND PACIFIC - TOTAL	1,293	1,287	6	1,327	1,283	44	1,279	1,244	35	1,334	1,304	30
Korea - Total	283	283	-	296	296	-	294	294	-	326	323	3
F-5A/B	46	46	-	54	54	-	53	53	-	58	58	-
F-86D	32	32	-	32	32	-	32	32	-	38	35	3
F-86F	100	100	-	100	100	-	100	100	-	118	118	-
RF-86F	8	8	-	8	8	-	8	8	-	11	11	-
C-46	25	25	-	31	31	-	31	31	-	30	30	-
T-28A	25	25	-	24	24	-	24	24	-	25	25	-
T-33A	26	26	-	26	26	-	25	25	-	25	25	-
O-1A/E	13	13	-	13	13	-	13	13	-	13	13	-
UH/HH-19	8	8	-	8	8	-	8	8	-	8	8	-
Laos - Total	101	101	-	109	109	-	101	101	-	124	124	-
C-47	18	18	-	17	17	-	17	17	-	17	17	-
T-28	45	45	-	49	49	-	41	41	-	55	55	-
O-1A/E	8	8	-	9	9	-	9	9	-	9	9	-
U-4	1	1	-	1	1	-	1	1	-	1	1	-
U-6A	3	3	-	3	3	-	3	3	-	3	3	-
U-17A	4	4	-	4	4	-	4	4	-	4	4	-
UH-34D	22	22	-	26	26	-	26	26	-	35	35	-
Philippines - Total	172	167	5	180	136	44	140	105	35	151	124	27
F-5A/B	18	18	-	19	19	-	19	19	-	22	21	1
F-86D	12	10	2	20	10	10	12	2	10	12	11	1
F-86F	36	36	-	35	17	18	31	19	12	31	19	12
HU-16	3	3	-	3	3	-	3	2	1	3	2	1
C-47	32	32	-	32	27	5	32	27	5	32	27	5
T-28A	12	12	-	12	9	3	12	9	3	14	11	3
T/RT-33A	14	12	2	14	12	2	14	13	1	13	12	1
T-34A	28	27	1	28	25	3	-	-	-	-	-	-
O-1A/E	5	5	-	5	3	2	5	3	2	5	3	2
U-17	6	6	-	6	6	-	6	6	-	14	14	-
UH/HH-19	3	3	-	3	2	1	3	2	1	2	1	1
UH-34D	3	3	-	3	3	-	3	3	-	3	3	-
Republic of China - Total	531	531	-	541	541	-	534	534	-	526	526	-
F-5A/B	8	8	-	17	17	-	17	17	-	17	17	-
F-86F	202	202	-	199	199	-	194	194	-	190	190	-
F-100A/F	68	68	-	68	68	-	67	67	-	65	65	-
F/TF-104A/B/G	52	52	-	56	56	-	55	55	-	54	54	-
RF-101A	4	4	-	4	4	-	4	4	-	4	4	-
RF-104G	8	8	-	8	8	-	8	8	-	8	8	-
HU-16	8	8	-	8	8	-	8	8	-	8	8	-
C-46	63	63	-	63	63	-	63	63	-	63	63	-
C-47	22	22	-	22	22	-	22	22	-	22	22	-
C-118	1	1	-	1	1	-	1	1	-	1	1	-
C-119	27	27	-	27	27	-	27	27	-	27	27	-
T-28A	20	20	-	20	20	-	20	20	-	20	20	-
T-33A	42	42	-	42	42	-	42	42	-	41	41	-
UH/HH-19	6	6	-	6	6	-	6	6	-	6	6	-
Thailand - Total	206	205	1	201	201	-	210	210	-	207	207	-
F-5B	2	2	-	2	2	-	2	2	-	6	6	-
F-86F	32	32	-	29	29	-	28	28	-	27	27	-
F-86L	16	15	1	15	15	-	15	15	-	15	15	-

DOWNGRADED AT 12 YEAR INTERVALS; NOT AUTOMATICALLY DECLASSIFIED DOD DIR. 5200.10

[redacted]

TABLE 81 — MILITARY ASSISTANCE GRANT AID PROGRAM SUPPORTED AIRCRAFT INVENTORY BY STATUS, BY MISSION, DESIGN, AND SERIES OF AIRCRAFT, BY COUNTRY, WORLD-WIDE, AT END OF QUARTER - FY 1967 (CONTINUED)

COUNTRY AND MISSION, DESIGN, AND SERIES OF AIRCRAFT	30 SEPTEMBER 1966			31 DECEMBER 1966			31 MARCH 1967			30 JUNE 1967		
	Total	Active	In-Active	Total	Active	In-Active	Total	Active	In-Active	Total	Active	In-Active
FAR EAST AND PACIFIC (Continued)												
Thailand (Continued)												
RT-33A	1	1	-	1	1	-	1	1	-	1	1	-
C-47	22	22	-	22	22	-	21	21	-	21	21	-
C-123B	8	8	-	8	8	-	8	8	-	8	8	-
T-28D	54	54	-	53	53	-	53	53	-	49	49	-
T-33A	9	9	-	9	9	-	9	9	-	9	9	-
T-37B	8	8	-	8	8	-	8	8	-	7	7	-
CH/UH-34	38	38	-	38	38	-	50	50	-	49	49	-
HH-43B	4	4	-	4	4	-	4	4	-	4	4	-
U-10	12	12	-	12	12	-	11	11	-	11	11	-
WESTERN HEMISPHERE-TOTAL	566	501	65	585	539	46	581	526	55	596	576	20
Argentina - Total	57	42	15	81	68	13	80	65	15	79	76	3
A-4B	-	-	-	24	24	-	24	24	-	24	24	-
F-86F	23	8	15	23	10	13	23	10	13	22	21	1
C-47	21	21	-	21	21	-	21	21	-	21	21	-
C-54	4	4	-	4	4	-	4	2	2	4	2	2
HU-16	3	3	-	3	3	-	3	3	-	3	3	-
UH-19	6	6	-	6	6	-	5	5	-	5	5	-
Bolivia - Total	30	18	12	31	16	15	31	16	15	35	23	12
C-47	17	8	9	17	8	9	17	8	9	17	9	8
T-28	3	3	-	4	3	1	4	3	1	6	5	1
U-17A	10	7	3	10	5	5	10	5	5	10	7	3
UH-19B	-	-	-	-	-	-	-	-	-	2	2	-
Brazil - Total	67	66	1	62	61	1	66	66	-	64	64	-
F-80C	7	7	-	7	7	-	-	-	-	-	-	-
EC-47	2	2	-	2	2	-	2	2	-	2	2	-
C-54	11	11	-	-	-	-	-	-	-	-	-	-
C-119G	11	11	-	12	12	-	12	12	-	12	12	-
T-33A	16	16	-	21	21	-	33	33	-	32	32	-
O-1A/E	16	16	-	16	16	-	16	16	-	15	15	-
SH-34J	1	-	1	1	-	1	-	-	-	-	-	-
UH/HH-19	3	3	-	3	3	-	3	3	-	3	3	-
Chile - Total	74	74	-	77	75	2	72	72	-	72	72	-
B-26	16	16	-	16	16	-	16	16	-	16	16	-
F-80C	10	10	-	11	9	2	8	8	-	8	8	-
HU-16A	5	5	-	6	6	-	6	6	-	6	6	-
C-47	13	13	-	13	13	-	13	13	-	13	13	-
DC-6B	2	2	-	2	2	-	2	2	-	2	2	-
T/RT-33A	12	12	-	13	13	-	11	11	-	11	11	-
T-37B/C	14	14	-	14	14	-	14	14	-	14	14	-
U-1D	2	2	-	2	2	-	2	2	-	2	2	-
Colombia - Total	73	73	-	73	73	-	72	72	-	77	77	-
B-26	8	8	-	8	8	-	7	7	-	6	6	-
RT-33	4	4	-	4	4	-	4	4	-	12	12	-
C-47	19	19	-	19	19	-	18	18	-	18	18	-
C-54	6	6	-	6	6	-	6	6	-	6	6	-
T-33A	13	13	-	13	13	-	15	15	-	12	12	-
HH-43B	4	4	-	4	4	-	3	3	-	3	3	-
OH-13	9	9	-	9	9	-	10	10	-	10	10	-
OH-23	4	4	-	4	4	-	3	3	-	3	3	-
UH-1B	6	6	-	6	6	-	6	6	-	7	7	-

DOWNGRADED AT 12 YEAR INTERVALS;
NOT AUTOMATICALLY DECLASSIFIED
DOD DIR. 5200.10

[redacted]

TABLE 81 — MILITARY ASSISTANCE GRANT AID PROGRAM SUPPORTED AIRCRAFT INVENTORY BY STATUS, BY MISSION, DESIGN, AND SERIES OF AIRCRAFT, BY COUNTRY, WORLD-WIDE, AT END OF QUARTER - FY 1967 (CONTINUED)

COUNTRY AND MISSION, DESIGN, AND SERIES OF AIRCRAFT	30 SEPTEMBER 1966			31 DECEMBER 1966			31 MARCH 1967			30 JUNE 1967		
	Total	Active	In-Active	Total	Active	In-Active	Total	Active	In-Active	Total	Active	In-Active
WESTERN HEMISPHERE (Continued)												
Cost Rica - Total	4	4	-	4	4	-	4	4	-	4	4	-
Cessna-180	1	1	-	1	1	-	1	1	-	1	1	-
U-17	3	3	-	3	3	-	3	3	-	3	3	-
Dominican Republic - Total	18	18	-	18	18	-	18	18	-	20	20	-
C-46	5	5	-	5	5	-	5	5	-	5	5	-
C-47	4	4	-	4	4	-	4	4	-	4	4	-
T-28A	7	7	-	7	7	-	7	7	-	7	7	-
T-33A	-	-	-	-	-	-	-	-	-	2	2	-
H-19	2	2	-	2	2	-	2	2	-	2	2	-
Ecuador - Total	31	31	-	30	30	-	30	30	-	33	33	-
C-47	8	8	-	8	8	-	8	8	-	8	8	-
T-28	8	8	-	8	8	-	8	8	-	11	11	-
T-33A	11	11	-	9	9	-	9	9	-	9	9	-
HH-19B	4	4	-	5	5	-	5	5	-	5	5	-
El Salvador - Total	8	8	-	8	8	-	8	8	-	9	9	-
C-47	3	3	-	3	3	-	3	3	-	4	4	-
U-17	5	5	-	5	5	-	5	5	-	5	5	-
Guatemala - Total	22	22	-	21	17	4	21	21	-	21	21	-
B-26	4	4	-	5	3	2	4	4	-	4	4	-
C-47	6	6	-	6	5	1	6	6	-	6	6	-
C-54	1	1	-	1	1	-	1	1	-	1	1	-
T-33A	8	8	-	6	5	1	7	7	-	7	7	-
H-19	3	3	-	3	3	-	3	3	-	3	3	-
Honduras - Total	9	9	-	7	7	-	8	8	-	10	10	-
C-47	4	4	-	4	4	-	4	4	-	4	4	-
C-54	-	-	-	-	-	-	1	1	-	1	1	-
Cessna 180/185	4	4	-	2	2	-	2	2	-	2	2	-
U-19	1	1	-	1	1	-	1	1	-	3	3	-
Nicaragua - Total	32	32	-	32	32	-	29	29	-	29	29	-
B-26	6	6	-	6	6	-	5	5	-	5	5	-
C-47	4	4	-	4	4	-	4	4	-	4	4	-
Cessna 180	10	10	-	10	10	-	8	8	-	8	8	-
T-28A	6	6	-	6	6	-	6	6	-	6	6	-
T-33A	6	6	-	6	6	-	6	6	-	6	6	-
Paraguay - Total	13	13	-	14	14	-	14	14	-	17	13	4
C-47	9	9	-	9	9	-	9	9	-	13	9	4
U-17	4	4	-	5	5	-	5	5	-	4	4	-
Peru - Total	81	45	36	80	70	10	81	57	24	79	79	-
B-26	14	8	6	14	12	2	14	11	3	14	14	-
F-80C	12	9	3	11	11	-	11	11	-	11	11	-
F-86F	9	4	5	9	6	3	9	4	5	8	8	-
HU-16	5	3	2	5	4	1	4	4	-	4	4	-
C-47	15	12	3	15	14	1	15	11	4	15	15	-
T-33A	9	2	7	9	6	3	9	4	5	9	9	-
T-37B	15	5	10	15	15	-	15	8	7	15	15	-
OH-13	-	-	-	-	-	-	2	2	-	1	1	-
U-1B	2	2	-	2	2	-	2	2	-	2	2	-
Uruguay - Total	47	46	1	47	46	1	47	46	1	47	46	1
F-80C	7	7	-	7	7	-	7	7	-	7	7	-
C-47	14	14	-	14	14	-	14	14	-	14	14	-
T-6G	8	8	-	8	8	-	8	8	-	8	8	-
T-33A	6	6	-	6	6	-	6	6	-	6	6	-
H-23	4	3	1	4	3	1	4	3	1	4	3	1
U-17A	8	8	-	8	8	-	8	8	-	8	8	-

Source: Data Applications Division, Data Services Center, Comptroller of the Air Force

[redacted]

DOWNGRADED AT 12 YEAR INTERVALS; NOT AUTOMATICALLY DECLASSIFIED DOD DIR. 5200.10

TABLE 82 — MILITARY ASSISTANCE GRANT AID PROGRAM AIRCRAFT ATTRITION BY MISSION, DESIGN, AND SERIES OF AIRCRAFT, WORLD-WIDE - FY 1967

MISSION, DESIGN, AND SERIES OF AIRCRAFT	TOTAL	OPERATIONAL		NON-OPERATIONAL
		Combat	Other	
TOTAL	168	15	132	21
BOMBER - TOTAL	3	-	3	-
A-4B	1	-	1	-
B-26	2	-	2	-
FIGHTER - TOTAL	82	-	63	19
F-5A/B	6	-	5	1
F-80C	5	-	2	3
F-84F	12	-	12	-
F-86D	13	-	1	12
F-86E	1	-	1	-
F-86F	33	-	31	2
F-86L	1	-	1	-
F-100A/D/F	6	-	5	1
F/TF-104	5	-	5	-
RECONNAISSANCE - TOTAL	5	-	4	1
RF-84F	5	-	4	1
SEARCH AND RESCUE - TOTAL	1	-	1	-
HU-16	1	-	1	-
CARGO - TOTAL	6	1	4	1
C-46	2	1	1	-
C-47	4	-	3	1
TRAINER - TOTAL	49	12	37	-
T-28	36	12	24	-
T-33A	10	-	10	-
T-34	1	-	1	-
T-37	2	-	2	-
COMMUNICATIONS - TOTAL	22	2	20	-
CESSNA 180	1	-	1	-
CH/SH/UH-34	8	2	6	-
HH-43	1	-	1	-
O-1A/E	1	-	1	-
OH-13	3	-	3	-
OH-23	1	-	1	-
U-6	1	-	1	-
U-17	1	-	1	-
U-19	5	-	5	-

Source: Data Applications Division, Data Services Center, Comptroller of the Air Force.

DOWNGRADED AT 12 YEAR INTERVALS;
NOT AUTOMATICALLY DECLASSIFIED
DOD DIR. 5200.10

[redacted]

TABLE 83 — MILITARY ASSISTANCE GRANT AID PROGRAM AIRCRAFT HOURS FLOWN BY MISSION, DESIGN, AND SERIES OF AIRCRAFT, WORLD-WIDE, BY QUARTER - FY 1967

MISSION, DESIGN, AND SERIES OF AIRCRAFT	TOTAL	FIRST QUARTER	SECOND QUARTER	THIRD QUARTER	FOURTH QUARTER
HOURS - TOTAL	701,488	177,379	176,393	164,898	182,818
BOMBER - TOTAL	5,133	1,220	1,400	1,187	1,326
A-4B	858	-	162	324	372
B-26	4,275	1,220	1,238	863	954
FIGHTER - TOTAL	244,907	63,895	60,394	54,476	66,142
F-5A/B	39,301	8,440	8,758	10,214	11,889
F-80C	4,160	1,257	1,453	671	779
F-84F	47,192	13,729	12,202	7,725	13,536
F-86D	10,013	2,791	2,625	2,562	2,035
F-86E	5,954	1,455	1,907	1,119	1,473
F-86F	87,431	22,599	21,259	20,828	22,745
F-86L	1,596	402	453	352	389
F-100A/D/F	25,207	6,693	6,387	5,483	6,644
F-104G	24,053	6,529	5,350	5,522	6,652
RECONNAISSANCE - TOTAL	17,542	4,536	4,353	3,716	4,937
RF-84F	11,735	2,995	3,019	2,425	3,296
RF-86F	1,796	392	376	489	539
RF-101A	1,072	300	284	242	246
RF-104G	1,809	501	489	287	532
RT-33A	1,130	348	185	273	324
SEARCH AND RESCUE - TOTAL	6,924	1,603	1,823	1,690	1,808
HU-16	6,924	1,603	1,823	1,690	1,808
CARGO - TOTAL	178,558	48,812	43,275	44,085	42,386
C-46	27,976	6,842	6,496	7,463	7,175
C-47	120,567	31,811	30,388	30,147	28,221
C-54	10,080	4,730	1,710	1,780	1,860
C-118	360	61	143	65	91
C-119G	13,656	3,726	3,232	3,216	3,482
C-123	2,495	689	547	583	676
C-130	2,131	657	518	412	544
DC-6B	1,293	296	241	419	337
TRAINER - TOTAL	150,959	35,239	40,966	34,081	40,673
T-6G	1,920	596	596	364	364
T-28A/D	62,703	12,775	17,980	14,558	17,390
T-33A	66,243	17,003	16,784	15,584	16,872
T-34A	3,141	1,722	1,419	-	-
T-37B/C	16,952	3,143	4,187	3,575	6,047
COMMUNICATIONS - TOTAL	97,465	22,074	24,182	25,663	25,546
Cessna 180	3,342	1,393	1,115	765	69
C/S/UH-34	49,933	11,197	12,041	13,553	13,142
HH-4B/F	826	217	216	165	228
O-1A/F	9,102	2,278	2,505	2,319	2,000
OH-13	2,201	495	704	410	592
OH-23F	1,742	339	395	807	201
U-6A	747	220	168	190	169
U-10B	2,022	575	438	468	541
U-17A	13,383	2,440	3,207	3,266	4,470
UH-1B	3,119	673	963	633	850
UH-19B	11,048	2,247	2,430	3,087	3,284

Source: Data Applications Division, Data Services Center, Comptroller of the Air Force.

DOWNGRADED AT 12 YEAR INTERVALS;
NOT AUTOMATICALLY DECLASSIFIED
DOD DIR. 5200.10

[redacted]

TABLE 84 — MILITARY ASSISTANCE GRANT AID PROGRAM AIRCRAFT HOURS FLOWN BY MISSION, DESIGN, AND SERIES OF AIRCRAFT, BY COUNTRY, WORLD-WIDE, BY QUARTER - FY 1967

COUNTRY AND MISSION, DESIGN, AND SERIES OF AIRCRAFT	TOTAL	FIRST QUARTER	SECOND QUARTER	THIRD QUARTER	FOURTH QUARTER
TOTAL	701,488	177,379	176,393	164,898	182,818
NEAR EAST AND SOUTH ASIA - TOTAL	159,641	43,437	39,935	32,182	44,087
Greece - Total	46,386	14,498	9,450	11,143	11,295
F-5A/B	10,098	2,677	2,056	2,392	2,973
F-84F	4,425	2,625	850	200	750
F-86D	3,480	1,325	1,134	1,021	-
F/TF-104G	7,059	1,894	1,392	1,796	1,977
RF-84F	3,957	975	823	1,087	1,072
C-47	3,136	1,120	272	944	800
T-33A	7,375	2,706	1,671	1,784	1,214
T-37C	4,825	915	1,107	1,060	1,743
UH-19D	2,031	261	145	859	766
Turkey - Total	113,255	28,939	30,485	21,039	32,792
F-5A/B	6,479	1,200	1,453	1,640	2,186
F-84F	42,767	11,104	11,352	7,525	12,786
F-86E	5,954	1,455	1,907	1,119	1,473
F-100D/F	8,349	2,378	2,115	1,272	2,584
F/TF-104G	6,305	1,764	1,238	1,395	1,908
RF-84F	7,778	2,020	2,196	1,338	2,224
C-47	16,763	5,176	5,044	3,213	3,330
C-54D	679	159	208	77	235
C-130	2,131	657	518	412	544
T-33A	7,629	1,924	2,150	1,613	1,942
T-37	6,700	726	1,876	1,123	2,975
UH/HH-19	1,721	376	428	312	605
AFRICA - TOTAL	28,066	7,057	6,718	7,353	6,938
Congo - Total	12,205	3,337	2,877	3,176	2,815
C-47	10,193	2,870	2,598	2,870	1,855
C-54	1,287	467	279	306	235
T-28	725	-	-	-	725
Ethiopia - Total	13,659	3,323	3,410	3,463	3,463
F-5A/B	1,345	313	388	322	322
F-86F	1,688	524	500	332	332
RT-33A	351	91	68	96	96
C-47	2,583	574	621	694	694
C-54	716	218	142	178	178
T-28A	5,332	1,136	1,390	1,403	1,403
T-33A	1,644	467	301	438	438
Libya - Total	1,202	264	323	335	280
C-47	866	198	225	235	208
T-33A	336	66	98	100	72
Morocco - Total	1,000	133	108	379	380
F-5A/B	867	-	108	379	380
C-119	133	133	-	-	-
FAR EAST AND PACIFIC - TOTAL	381,224	90,263	95,607	94,541	100,813
Korea - Total	78,644	16,984	20,118	19,131	22,411
F-5A/B	12,135	2,614	2,773	3,130	3,618
F-86D	5,586	1,248	1,250	1,253	1,835
F-86F	23,621	5,300	6,000	5,700	6,621
RF-86F	1,796	392	376	489	539

DOWNGRADED AT 12 YEAR INTERVALS;
NOT AUTOMATICALLY DECLASSIFIED
DOD DIR. 5200.10

[redacted]

TABLE 84 — MILITARY ASSISTANCE GRANT AID PROGRAM AIRCRAFT HOURS FLOWN BY MISSION, DESIGN, AND SERIES OF AIRCRAFT, BY COUNTRY, WORLD-WIDE, BY QUARTER - FY 1967 (CONTINUED)

COUNTRY AND MISSION, DESIGN, AND SERIES OF AIRCRAFT	TOTAL	FIRST QUARTER	SECOND QUARTER	THIRD QUARTER	FOURTH QUARTER
FAR EAST AND PACIFIC (Continued)					
Korea (Continued)					
C-46	8,327	1,703	2,273	2,344	2,007
T-28A	10,502	2,219	3,270	2,161	2,852
T-33A	11,874	2,586	2,849	2,985	3,454
O-1A/E	2,400	513	739	370	778
UH/HH-19	2,403	409	588	699	707
Laos - Total	66,090	14,003	17,606	16,615	17,866
C-47	7,309	2,200	1,330	1,871	1,908
T-28	17,545	1,990	6,036	3,855	5,664
O1-A/E	1,896	600	440	548	308
U-4	-	-	-	-	-
U-6A	747	220	168	190	169
U-17A	1,106	240	326	346	194
UH-34D	37,487	8,753	9,306	9,805	9,623
Philippines - Total	38,526	10,402	9,494	9,508	9,122
F-5A/B	4,038	912	879	1,136	1,111
F-86D	947	218	241	288	200
F-86F	3,388	1,160	489	731	1,008
HU-16	85	21	21	30	13
C-47	13,904	3,068	3,234	3,929	3,673
T-28A	3,874	1,160	1,290	984	440
T-33A	4,143	834	858	1,387	1,064
T-34A	3,141	1,722	1,419	-	-
O-1A/E	455	271	19	94	71
U-17	3,454	690	805	651	1,308
UH/HH-19	64	15	23	26	-
UH-34D	1,033	331	216	252	234
Republic of China - Total	153,617	39,516	37,788	37,268	39,045
F-5A/B	3,725	584	959	1,081	1,101
F-86F	49,451	13,334	12,095	11,822	12,200
F-100A/F	16,858	4,315	4,272	4,211	4,060
F-104A/B/G	10,689	2,871	2,720	2,331	2,767
RF-101A	1,072	300	284	242	246
RF-104G	1,809	501	489	287	532
HU-16	3,850	964	968	966	952
C-46	19,484	5,077	4,176	5,066	5,165
C-47	7,742	1,439	1,982	2,121	2,200
C-118	360	61	143	65	91
C-119	9,794	2,592	2,206	2,190	2,806
T-28A	9,230	3,065	2,392	2,177	1,596
T-33A	17,608	4,032	4,601	4,161	4,814
UH/HH-19	1,945	381	501	548	515
Thailand - Total	44,347	9,358	10,601	12,019	12,369
F-5B	614	140	142	134	198
F-86F	4,001	1,031	901	1,048	1,021
F-86L	1,596	402	453	352	389
RT-33A	238	74	52	50	62
C-47	4,010	830	1,065	1,129	986
C-123B	2,495	689	547	583	676
T-28D	12,847	2,232	3,091	3,554	3,970
T-33A	2,908	792	871	650	595
T-37B	1,911	407	458	489	557
CH/UH-34	11,413	2,113	2,519	3,496	3,285
HH-43	292	73	64	66	89
U-10	2,022	575	438	468	541

DOWNGRADED AT 12 YEAR INTERVALS;
NOT AUTOMATICALLY DECLASSIFIED
DOD DIR. 5200.10

[redacted]

TABLE 84 — MILITARY ASSISTANCE GRANT AID PROGRAM AIRCRAFT HOURS FLOWN BY MISSION, DESIGN, AND SERIES OF AIRCRAFT, BY COUNTRY, WORLD-WIDE, BY QUARTER - FY 1967 (CONTINUED)

COUNTRY AND MISSION, DESIGN, AND SERIES OF AIRCRAFT	TOTAL	FIRST QUARTER	SECOND QUARTER	THIRD QUARTER	FOURTH QUARTER
WESTERN HEMISPHERE - TOTAL	132,557	36,622	34,133	30,822	30,980
Argentina - Total	21,466	5,393	5,143	5,431	5,499
A-4B	858	-	162	324	372
F-86F	4,146	1,020	1,031	938	1,157
C-47	14,052	3,784	3,431	3,481	3,356
C-54	819	207	44	344	224
HU-16B	1,121	278	331	236	276
UH-19	470	104	144	108	114
Bolivia - Total	6,066	1,209	1,410	1,237	2,210
C-47	3,689	836	781	753	1,319
T-28	392	153	85	32	122
U-17A	1,954	220	544	452	738
UH-19B	31	-	-	-	31
Brazil - Total	16,645	6,714	3,493	3,278	3,160
F-80C	671	456	215	-	-
C-47	447	175	100	100	72
C-54	2,831	2,831	-	-	-
C-119G	3,729	1,001	1,026	1,026	676
T-33A	4,014	1,167	679	679	1,489
O-1A/E	4,351	894	1,307	1,307	843
UH/HH-19	602	190	166	166	80
Chile - Total	11,956	2,834	3,226	2,966	2,930
B-26	1,037	262	342	236	197
F-80C	825	200	358	167	100
HU-16A	1,349	223	285	396	445
C-47	3,296	782	945	795	774
DC-6B	1,293	296	241	419	337
T/R-33A	1,596	467	441	303	385
T-37B/C	2,189	472	531	600	586
UH-1D	371	132	83	50	106
Colombia - Total	20,577	5,754	6,239	4,626	3,958
B-26	823	283	270	245	25
RT-33A	428	70	65	127	166
T-33A	2,327	648	667	540	472
C-47	8,165	2,621	2,504	2,014	1,026
C-54	3,255	797	927	682	849
HH-43B	534	144	152	99	139
OH-13	2,185	495	704	410	576
OH-23	510	220	239	-	51
UH-1B	2,350	476	711	509	654
Costa Rica - Total	957	233	198	275	251
U-17	799	215	161	241	182
Cessna-180	158	18	37	34	69
Dominican Republic - Total	1,093	488	230	273	102
C-46	165	62	47	53	3
C-47	499	163	96	148	92
T-28A	336	209	58	64	5
T-33A	2	-	-	-	2
H-19	91	54	29	8	-

DOWNGRADED AT 12 YEAR INTERVALS;
NOT AUTOMATICALLY DECLASSIFIED
DOD DIR. 5200.10

[redacted]

TABLE 84 — MILITARY ASSISTANCE GRANT AID PROGRAM AIRCRAFT HOURS FLOWN BY MISSION, DESIGN, AND SERIES OF AIRCRAFT, BY COUNTRY, WORLD-WIDE, BY QUARTER - FY 1967 (CONTINUED)

COUNTRY AND MISSION, DESIGN, AND SERIES OF AIRCRAFT	TOTAL	FIRST QUARTER	SECOND QUARTER	THIRD QUARTER	FOURTH QUARTER
WESTERN HEMISPHERE (Continued)					
Ecuador - Total	7,049	1,931	1,372	1,679	2,067
T-28	1,403	480	231	191	501
T-33A	1,275	432	237	271	335
C-47	3,636	836	781	1,074	945
HH-19	735	183	123	143	286
El Salvador - Total	2,550	637	643	513	757
C-47	823	221	253	126	223
U-17A	1,727	416	390	387	534
Guatemala - Total	4,233	953	1,174	1,096	1,010
B-26	100	32	36	28	4
C-47	2,497	502	662	643	690
C-54	315	51	110	65	89
T-33A	562	180	108	159	115
UH-19	759	188	258	201	112
Honduras - Total	2,977	1,383	519	613	462
C-47	1,121	549	213	181	178
C-54	178	-	-	128	50
Cessna 180/185	1,435	748	281	287	119
T-28A	47	-	-	-	47
U-19	196	86	25	17	68
Nicaragua - Total	4,148	1,017	1,407	970	754
B-26	249	62	91	81	15
C-47	1,133	197	382	276	278
T-28A	470	131	137	137	65
T-33	94	-	-	32	62
Cessna 180	2,202	627	797	444	334
Paraguay - Total	8,092	1,884	1,990	2,172	2,046
C-47	6,049	1,484	1,557	1,503	1,505
U-17	2,043	400	433	669	541
Peru - Total	14,036	3,992	4,027	2,752	3,265
B-26	2,066	581	499	273	713
F-80C	1,558	393	501	277	387
F-86F	1,136	230	243	257	406
HU-16	519	117	218	62	122
C-47	5,628	1,554	1,474	1,265	1,335
T-33A	1,388	429	708	241	10
T-37B	1,327	623	215	303	186
OH-13	16	-	-	-	16
U-1B	398	65	169	74	90
Uruguay - Total	10,712	2,200	3,062	2,941	2,509
F-80C	1,106	208	379	227	292
C-47	3,026	632	838	782	774
T-6G	1,920	596	596	364	364
T-33A	1,581	386	545	241	409
H-23	1,232	119	156	807	150
U-17	1,847	259	548	520	520

Source: Data Applications Division, Data Services Center, Comptroller of the Air Force.

DOWNGRADED AT 12 YEAR INTERVALS;
NOT AUTOMATICALLY DECLASSIFIED
DOD DIR. 5200.10

[redacted]

TABLE 85 — MILITARY ASSISTANCE GRANT AID PROGRAM AIRCRAFT DELIVERIES BY MISSION, DESIGN, AND SERIES OF AIRCRAFT, WORLD-WIDE - BY QUARTER - FY 1967

MISSION, DESIGN, AND SERIES OF AIRCRAFT	FY 1967				
	Total	First Quarter	Second Quarter	Third Quarter	Fourth Quarter
TOTAL	383	89	97	65	132
FIGHTER - TOTAL	158	29	44	28	57
F-5A	114	26	24	18	46
F-5B	12	3	5	2	2
F-51	3	-	-	-	3
F-86D	14	-	6	8	-
F-86F	8	-	5	-	3
F-104G	7	-	4	-	3
CARGO - TOTAL	40	3	25	6	6
C-46D	18	-	12	6	-
C-47	10	3	4	-	3
C-54	5	-	5	-	-
C-119G	7	-	4	-	3
TRAINER - TOTAL	122	37	17	21	47
T-6	22	22	-	-	-
T-28A	11	-	-	-	11
T-28D	40	3	7	15	15
T-33A	30	8	-	6	16
T-37B	5	-	-	-	5
T-37C	14	4	10	-	-
COMMUNICATIONS - TOTAL	63	20	11	10	22
HH-43F	2	2	-	-	-
OH-23F	2	-	-	-	2
U-6A	6	6	-	-	-
U-17A	28	7	2	8	11
UH-19B	24	5	9	2	8
UH-19D	1	-		-	1

Source: Data Applications Division, Data Services Center, Comptroller of the Air Force

DOWNGRADED AT 3 YEAR INTERVALS;
DECLASSIFIED AFTER 12 YEARS.
DOD DIR. 5200.10

[redacted]

TABLE 86 — MILITARY ASSISTANCE GRANT AID PROGRAM AIRCRAFT DELIVERIES BY RECIPIENT COUNTRY, BY MISSION, DESIGN, AND SERIES OF AIRCRAFT, WORLD-WIDE - BY QUARTER - FY 1967

COUNTRY AND MISSION, DESIGN, AND SERIES OF AIRCRAFT	FY 1967				
	Total	First Quarter	Second Quarter	Third Quarter	Fourth Quarter
TOTAL	383	89	97	65	132
EUROPE - TOTAL	29	6	9	7	7
Norway - Total	24	6	4	7	7
F-5A	22	5	4	7	6
F-5B	2	1	-	-	1
Portugal - Total	5	-	5	-	-
C-54	5	-	5	-	-
NEAR EAST AND SOUTH ASIA - TOTAL	118	45	35	13	25
Greece - Total	27	3	11	8	5
F-5A	12	-	1	6	5
F-5B	1	-	1	-	-
T-37C	3	3	-	-	-
UH-19B	11	-	9	2	-
India - Total	22	22	-	-	-
T-6	22	22	-	-	-
Iran - Total	33	19	-	-	14
F-5A	19	11	-	-	8
F-5B	3	2	-	-	1
U-17A	11	6	-	-	5
Saudi Arabia - Total	1	-	1	-	-
F-86F	1	-	1	-	-
Turkey - Total	35	1	23	5	6
F-5A	17	-	11	3	3
F-5B	4	-	2	2	-
T-37C	11	1	10	-	-
UH-19B	3	-	-	-	3
AFRICA - TOTAL	23	2	10	2	9
Ethiopia - Total	9	2	4	-	3
F-5A	3	-	-	-	3
F-86F	4	-	4	-	-
T-28D	2	2	-	-	-
Libya - Total	2	-	2	-	-
C-47	2	-	2	-	-
Mali - Total	2	-	-	-	2
C-47	2	-	-	-	2
Morocco - Total	9	-	3	2	4
F-5A	3	-	-	2	1
C-119G	6	-	3	-	3
Republic of Congo - Total	1	-	1	-	-
C-47	1	-	1	-	-

DOWNGRADED AT 3 YEAR INTERVALS; DECLASSIFIED AFTER 12 YEARS. DOD DIR. 5200.10

[redacted]

TABLE 86 — MILITARY ASSISTANCE GRANT AID PROGRAM AIRCRAFT DELIVERIES BY RECIPIENT COUNTRY, BY MISSION, DESIGN, AND SERIES OF AIRCRAFT, WORLD-WIDE - BY QUARTER - FY 1967 (CONTINUED)

COUNTRY AND MISSION, DESIGN, AND SERIES OF AIRCRAFT	FY 1967				
	Total	First Quarter	Second Quarter	Third Quarter	Fourth Quarter
FAR EAST AND PACIFIC - TOTAL . . .	127	18	41	22	46
Burma - Total.	9	6	-	-	3
T-33A.	7	4	-	-	3
HH-43F	2	2	-	-	-
Korea - Total.	38	-	21	12	5
F-5A	13	-	8	-	5
F-5B	1	-	1	-	-
F-86D.	6	-	-	6	-
C-46D.	18	-	12	6	-
Laos - Total	25	2	8	-	15
C-47	2	1	1	-	-
T-28D.	22	-	7	-	15
U-17A.	1	1	-	-	-
Philippines - Total.	22	-	7	10	5
F-5A	3	-	-	-	3
F-5B	1	-	1	-	-
F-86D.	8	-	6	2	-
T-28A.	2	-	-	-	2
U-17A.	8	-	-	8	-
Republic of China - Total. . . .	29	10	5	-	14
F-5A	18	10	-	-	8
F-104G	4	-	4	-	-
U-17	7	-	1	-	6
Thailand - Total	4	-	-	-	4
F-5A	4	-	-	-	4
WESTERN HEMISPHERE - TOTAL	54	14	2	6	32
Argentina - Total.	3	2	-	-	1
C-47	2	2	-	-	-
U-19B.	1	-	-	-	1
Bolivia - Total.	13	-	-	-	13
F-51	3	-	-	-	3
T-28A.	6	-	-	-	6
OH-23F	2	-	-	-	2
UH-19B	2	-	-	-	2
Brazil - Total	17	-	1	4	12
C-119G	1	-	1	-	-
T-33A.	16	-	-	4	12

DOWNGRADED AT 3 YEAR INTERVALS;
DECLASSIFIED AFTER 12 YEARS.
DOD DIR. 5200.10

[redacted]

TABLE 86 — MILITARY ASSISTANCE GRANT AID PROGRAM AIRCRAFT DELIVERIES BY RECIPIENT COUNTRY, BY MISSION, DESIGN, AND SERIES OF AIRCRAFT, WORLD-WIDE - BY QUARTER - FY 1967 (CONTINUED)

COUNTRY AND MISSION, DESIGN, AND SERIES OF AIRCRAFT	FY 1967				
	Total	First Quarter	Second Quarter	Third Quarter	Fourth Quarter
WESTERN HEMISPHERE (Continued)					
Colombia - Total	8	6	-	2	-
T-33A	2	-	-	2	-
U-6	6	6	-	-	-
Ecuador - Total	7	6	-	-	1
T-28D	1	1	-	-	-
UH-19B	6	5	-	-	1
Guatemala - Total	2	-	-	-	2
UH-19B	1	-	-	-	1
UH-19D	1	-	-	-	1
Honduras - Total	3	-	-	-	3
T-28A	3	-	-	-	3
Paraguay - Total	1	-	1	-	-
U-17A	1	-	1	-	-
DOD WORLD-WIDE - TOTAL	3	-	-	-	3
F-86F	3	-	-	-	3
MAP OWNED MATERIEL - TOTAL	20	4	-	15	1
T-28D	15	-	-	15	-
T-33A	5	4	-	-	1
MAP SALES AND DISPOSAL - TOTAL	3	-	-	-	3
F-104G	3	-	-	-	3
MAP OWNED NON-FUNDED - TOTAL	6	-	-	-	6
C-47	1	-	-	-	1
T-37B	5	-	-	-	5

Source: Data Applications Division, Data Services Center, Comptroller of the Air Force.

DOWNGRADED AT 3 YEAR INTERVALS;
DECLASSIFIED AFTER 12 YEARS.
DOD DIR. 5200.10

[redacted]

TABLE 87 — AIRCRAFT DELIVERIES TO ELIGIBLE FOREIGN COUNTRIES UNDER FOREIGN MILITARY SALES, WORLD-WIDE - FY 1950 THROUGH FY 1967

MISSION, DESIGN, AND SERIES OF AIRCRAFT	FY 1950 THROUGH FY 1967	FY UNKNOWN	FY 1950 THROUGH FY 1961	FY 1962	FY 1963	FY 1964	FY 1965	FY 1966	FY 1967
DELIVERIES - TOTAL	2,904	675	1,597	15	84	242	114	59	118
BOMBER - TOTAL	122	10	112	-	-	-	-	-	-
B-25	5	-	5	-	-	-	-	-	-
B-26	109	10	99	-	-	-	-	-	-
P-2E	8	-	8	-	-	-	-	-	-
FIGHTER - TOTAL	647	133	451	6	17	31	1	-	8
F-5A	4	-	-	-	-	-	-	-	4
F-5B	4	-	-	-	-	-	-	-	4
F-47	76	-	76	-	-	-	-	-	-
F-51D	117	-	117	-	-	-	-	-	-
F-86D	133	133	-	-	-	-	-	-	-
F-86E	78	-	78	-	-	-	-	-	-
F-86F	69	-	62	-	6	-	1	-	-
F-86K	88	-	88	-	-	-	-	-	-
F-100D	17	-	-	6	11	-	-	-	-
F-104A/D/F	61	-	30	-	-	31	-	-	-
RECONNAISSANCE - TOTAL	19	14	-	-	5	-	-	-	-
RF-84F	19	14	-	-	5	-	-	-	-
CARGO - TOTAL	470	74	271	-	2	37	35	12	39
C-45	76	47	20	-	-	6	3	-	-
C-46	34	22	12	-	-	-	-	-	-
C-47	95	1	85	-	-	-	9	-	-
C-54	9	-	-	-	-	-	5	1	3
C-82	12	-	12	-	-	-	-	-	-
C-119F/G/J	131	-	106	-	-	25	-	-	-
C-123	24	-	24	-	-	-	-	-	-
C-130	74	4	12	-	-	-	12	10	36
C-135	12	-	-	-	-	6	6	-	-
C-140	3	-	-	-	2	-	-	1	-
TRAINER - TOTAL	1,539	441	704	-	51	166	71	41	65
T-6	635	155	480	-	-	-	-	-	-
T-11	12	-	10	-	-	2	-	-	-
T-28A	310	257	25	-	-	-	28	-	-
T-33A	262	29	96	-	11	85	20	14	7
T-34	4	-	4	-	-	-	-	-	-
T-35	10	-	10	-	-	-	-	-	-
T-37	17	-	-	-	-	-	-	-	17
T-38	41	-	-	-	-	-	-	-	41
T-41A	26	-	-	-	-	-	-	26	-
TB-17	3	-	3	-	-	-	-	-	-
TB-25	75	-	75	-	-	-	-	-	-
TF-51	1	-	1	-	-	-	-	-	-
TF-104G	91	-	-	-	40	27	23	1	-
Harvard	52	-	-	-	-	52	-	-	-
COMMUNICATIONS - TOTAL	46	-	26	6	-	7	4	-	3
CESSNA-180	3	-	-	-	-	-	-	-	3
CH-21A/B	14	-	14	-	-	-	-	-	-
OH-13G	2	-	2	-	-	-	-	-	-
OH-23A	8	-	4	-	-	-	4	-	-
O1A	6	-	6	-	-	-	-	-	-
UH-19A/B	13	-	-	6	-	7	-	-	-
MISCELLANEOUS - TOTAL	61	3	33	3	9	1	3	6	3
Convair	5	-	-	1	1	-	3	-	-
DC-6	2	-	-	2	-	-	-	-	-
HU-16	38	3	17	-	8	1	-	6	3
RB-17	6	-	6	-	-	-	-	-	-
SB-17	2	-	2	-	-	-	-	-	-
VB-17	8	-	8	-	-	-	-	-	-

Source: Data Applications Division, Data Services Center, Comptroller of the Air Force

DOWNGRADED AT 3 YEAR INTERVALS; DECLASSIFIED AFTER 12 YEARS. DOD DIR. 5200.10

TABLE 88 — MILITARY ASSISTANCE GRANT AID PROGRAM FORMAL TRAINING ACCOMPLISHMENT BY TYPE OF TRAINING, BY RECIPIENT COUNTRY, WORLD-WIDE - FY 1950 THROUGH FY 1967

AREA AND COUNTRY	TOTAL SPACES COMPLETED WORLD-WIDE FY 50 THRU FY 67	FORMAL TRAINING COMPLETED IN THE CONTINENTAL US							FORMAL TRAINING COMPLETED OVERSEAS					
		Total Spaces CONTL US	Pilot	Other Flying	Aircraft And Aero Equipment Maintenance	Electronics And Communications	Missile	Other Training	Total Spaces Overseas	Pilot	Other Flying	Aircraft And Aero Equipment Maintenance	Electronics And Communications	Other Training
TOTAL	101,182	69,057	5,782	5,102	13,090	10,283	6,317	28,483	32,125	201	4,695	8,082	9,077	10,070
NON-REGIONAL - TOTAL	80	80	-	-	-	-	-	80	-	-	-	-	-	-
AFRICA - TOTAL	2,972	2,904	166	94	1,137	296	-	1,211	68	-	7	14	-	47
Congo	10	10	-	2	2	-	-	6	-	-	-	-	-	-
Ethiopia	1,295	1,241	25	50	553	196	-	417	54	-	5	13	-	36
[redacted]iberia	3	3	-	-	-	-	-	3	-	-	-	-	-	[redacted]
[redacted]bya	279	275	18	1	69	8	-	179	4	-	2	-	-	[redacted]
[redacted]rocco	1,031	1,030	85	26	414	55	-	450	1	-	-	1	-	[redacted]
[redacted]geria	145	145	13	14	24	17	-	77	-	-	-	-	-	[redacted]
[redacted]public of Mali	87	87	13	1	32	14	-	27	-	-	-	-	-	[redacted]
[redacted]public of the Sudan	108	108	12	-	43	6	-	47	-	-	-	-	-	[redacted]
[redacted]nisia	14	5	-	-	-	-	-	5	9	-	-	-	-	[redacted]
E[redacted]PE - TOTAL	30,338	23,388	3,137	2,257	3,916	2,772	5,341	5,965	6,950	-	1,132	2,393	1,845	1,5[redacted]
[redacted]stria	135	117	12	14	-	36	-	55	18	-	4	1	1	12
Belgium	1,926	1,526	397	217	167	346	-	399	400	-	72	126	111	91
Denmark	2,110	1,518	349	256	129	338	-	446	592	-	51	38	416	87
Finland	1	1	-	-	-	-	-	1	-	-	-	-	-	-
France	6,335	4,787	1,265	811	1,547	397	-	767	1,548	-	315	906	81	246
Germany	893	592	69	10	2	73	-	438	301	-	11	90	121	79
Italy	4,896	3,828	141	204	544	262	1,761	916	1,068	-	113	357	285	313
NATO	445	445	-	-	-	-	-	445	-	-	-	-	-	-
Netherlands	2,401	1,441	372	220	168	177	-	504	960	-	46	347	266	301
Norway	3,247	2,125	326	207	520	325	-	747	1,122	-	156	434	232	300
Portugal	879	573	34	51	139	194	-	155	306	-	81	33	161	31
Spain	2,398	1,991	88	149	542	398	-	814	407	-	217	54	52	84
United Kingdom	4,062	3,960	84	78	33	99	3,580	86	102	-	43	-	59	-
Yugoslavia	485	359	-	28	124	127	-	80	126	-	23	7	60	36
Undistributed	125	125	-	12	1	-	-	112	-	-	-	-	-	-
NEAR EAST AND SOUTH ASIA - TOTAL	15,579	13,568	812	733	2,977	2,054	976	6,016	2,011	5	465	288	497	756
Afghanistan	306	306	17	70	36	46	-	137	-	-	-	-	-	-

DOWNGRADED AT 12 YEAR INTERVALS;
NOT AUTOMATICALLY DECLASSIFIED
DOD DIR. 5200.10

[redacted]

Federation of Malaysia	47	47	22	-	-	-	-	25	-	-	-	-	-	-
Greece	2,368	1,926	35	119	457	405	-	910	442	-	58	86	146	152
India	742	728	214	90	20	209	-	195	14	-	-	-	14	-
Iran	3,687	3,451	254	65	851	582	-	1,699	236	-	77	23	15	121
Iraq	160	160	19	15	19	4	-	103	-	-	-	-	-	-
Lebanon	4	4	-	-	-	-	-	4	-	-	-	-	-	-
Pakistan	1,930	1,650	110	150	440	296	-	654	280	-	86	104	56	34
Saudi Arabia	844	681	9	15	327	42	-	288	163	-	-	-	-	163
Syria	7	7	-	-	-	-	-	7	-	-	-	-	-	-
Turkey	5,484	4,608	132	209	827	470	976	1,994	876	5	244	75	266	286
FAR EAST AND PACIFIC - TOTAL	40,218	21,819	894	1,374	4,210	4,608	-	10,733	18,399	186	2,887	3,006	6,128	6,192
Burma	323	307	15	31	91	33	-	137	16	-	-	16	-	-
Cambodia	223	160	6	5	52	15	-	82	63	-	10	26	6	21
Indonesia	323	317	-	55	128	32	-	102	6	-	2	-	4	-
Japan	9,457	2,402	19	195	321	529	-	1,338	7,055	12	848	1,267	3,624	1,304
Korea	9,758	4,371	87	210	776	1,010	-	2,288	5,387	8	713	448	1,604	2,614
Laos	568	555	27	51	131	21	-	325	13	-	-	-	-	13
Philippines	5,795	3,515	44	192	874	783	-	1,622	2,280	2	356	575	640	707
Republic of China	4,969	3,490	248	244	540	1,006	-	1,452	1,479	-	559	184	36	700
Thailand	3,907	2,793	67	110	564	618	-	1,434	1,114	-	152	275	92	595
South Vietnam	4,895	3,909	381	281	733	561	-	1,953	986	164	247	215	122	238
WESTERN HEMISPHERE - TOTAL	11,995	7,298	773	644	850	553	-	4,478	4,697	10	204	2,381	607	1,495
Argentina	906	752	21	51	92	74	-	514	154	-	1	60	25	68
Bolivia	960	472	60	50	24	26	-	312	488	-	24	242	52	170
Brazil	970	773	8	35	33	112	-	585	197	-	13	101	-	83
Chile	981	547	46	27	61	71	-	342	434	-	3	209	93	129
Colombia	1,164	828	78	92	146	33	-	479	336	-	-	188	67	81
Costa Rica	12	-	-	-	-	-	-	-	12	-	4	5	-	3
Cuba	220	159	51	19	15	1	-	73	61	-	-	43	7	11
Dominican Republic	560	308	25	35	45	17	-	186	252	-	7	92	42	111
Ecuador	1,329	625	79	58	29	56	-	403	704	-	13	330	71	290
El Salvador	221	113	32	8	2	-	-	71	108	-	9	68	10	21
Guatemala	460	293	83	37	26	2	-	145	167	-	16	79	13	59
Haiti	100	62	11	6	21	2	-	22	38	-	-	38	-	-
Honduras	222	113	25	11	8	4	-	65	109	10	16	46	11	26
Mexico	347	269	31	31	74	10	-	123	78	-	-	61	12	5
Nicaragua	685	414	73	41	81	6	-	213	271	-	58	130	49	34
Paraguay	549	196	54	14	-	6	-	122	353	-	1	210	36	106
Peru	1,092	701	61	60	83	110	-	387	391	-	11	184	33	163
Uruguay	348	149	6	23	12	13	-	95	199	-	14	118	31	36
Venezuela	852	524	29	46	98	10	-	341	328	-	14	177	55	82
Undistributed	17	-	-	-	-	-	-	-	17	-	-	-	-	17

Source: Data Applications Division, Data Services Center, Comptroller of the Air Force.

[redacted]

DOWNGRADED AT 12 YEAR INTERVALS;
NOT AUTOMATICALLY DECLASSIFIED
DOD DIR. 5200.10

TABLE 89 – USAF CIVILIAN EMPLOYEES IN SALARIED AND WAGE BOARD GROUPS EMPLOYED UNDER MILITARY ASSISTANCE PROGRAM (MAP), WORLD-WIDE, AT END OF QUARTER – FY 1967

GROUP AND LOCATION	FIRST QUARTER (30 SEP 1966)	SECOND QUARTER	THIRD QUARTER (31 MAR 1967)	FOURTH QUARTER
WORLD-WIDE - TOTAL	490	484	483	a/ 485
SALARIED - TOTAL.	225	228	230	
WAGE BOARD - TOTAL	265	256	253	
CONTINENTAL US - TOTAL	198	197	199	
Salaried.	198	197	199	
Wage Board.	-	-	-	
OVERSEA - TOTAL	292	287	284	
Salaried.	27	31	31	
Wage Board.	265	256	253	

a/ Detail statistics, fourth quarter, not available (See Para 2 of Introduction).

Source: Data Applications Division, Data Services Center, Comptroller of the Air Force

TABLE 90 — MILITARY ASSISTANCE (MASF AND FWAF) PROGRAM SUPPORTED AIRCRAFT, INVENTORY, FLYING HOURS, DELIVERIES AND ATTRITION, BY MISSION, DESIGN, AND SERIES OF AIRCRAFT - FY 1967 a/

TABLE A - INVENTORY

MISSION, DESIGN, AND SERIES OF AIRCRAFT	30 SEPTEMBER 1966			30 DECEMBER 1966			31 MARCH 1967			30 JUNE 1967		
	Total	Active	In-Active	Total	Active	In-Active	Total	Active	In-Active	Total	Active	In-Active
INVENTORY - TOTAL	367	367	-	361	361	-	362	362	-	403	403	-
KOREA - TOTAL	4	4	-	4	4	-	4	4	-	4	4	-
C-54D	4	4	-	4	4	-	4	4	-	4	4	-
SOUTH VIETNAM - TOTAL	363	363	-	357	357	-	358	358	-	399	399	-
A-1H/G/J	131	131	-	124	124	-	117	117	-	106	106	-
F-5C/D	-	-	-	-	-	-	-	-	-	21	21	-
C-47(R&E)	36	36	-	36	36	-	46	46	-	51	51	-
H-34C/D/G	65	65	-	63	63	-	61	61	-	81	81	-
O-1A	78	78	-	75	75	-	78	78	-	76	76	-
U-6A	7	7	-	7	7	-	7	7	-	9	9	-
U-17A	46	46	-	52	52	-	49	49	-	55	55	-

TABLE B - FLYING HOURS

MISSION, DESIGN, AND SERIES OF AIRCRAFT	TOTAL FY 1967	FIRST QUARTER	SECOND QUARTER	THIRD QUARTER	FOURTH QUARTER
FLYING HOURS - TOTAL	242,225	63,745	58,732	56,014	63,734
KOREA - TOTAL	2,117	424	635	531	527
C-54D	2,117	424	635	531	527
SOUTH VIETNAM - TOTAL	240,108	63,321	58,097	55,483	63,207
A-1H/G/J	75,509	21,931	18,061	17,142	18,375
F-5C/D	1,012	-	-	-	1,012
C-47(R&E)	35,316	8,361	8,843	8,483	9,629
H-34C/D/G	35,853	9,728	8,640	8,033	9,452
O-1A	56,570	15,081	13,977	12,907	14,605
U-6A	4,508	1,109	1,102	1,103	1,194
U-17A	31,340	7,111	7,474	7,815	8,940

TABLE C - DELIVERIES AND ATTRITION

MISSION, DESIGN, AND SERIES OF AIRCRAFT	DELIVERIES FY 1967	LOSSES		
		Total	Combat	Operational
DELIVERIES AND ATTRITION - TOTAL	87	69	17	52
SOUTH VIETNAM - TOTAL	87	69	17	52
A-1H/G/J	-	40	12	28
F-5C/D	21	-	-	-
C-47(R&E)	16	1	-	1
H-34C/D/G	28	13	2	11
O-1A	8	10	2	8
U-6A	2	-	-	-
U-17A	12	5	1	4

a/ Similar data in this table was formerly shown in Table 96 of the FY 1966 issue.

Source: Data Applications Division, Data Services Center, Comptroller of the Air Force.

DOWNGRADED AT 12 YEAR INTERVALS; NOT AUTOMATICALLY DECLASSIFIED DOD DIR. 5200.10

TABLE 91 — FREE WORLD MILITARY ASSISTANCE PROGRAM FORMAL TRAINING ACCOMPLISHMENT BY TYPE OF TRAINING, BY RECIPIENT COUNTRY - FY 1965 THROUGH FY 1967

AREA AND COUNTRY	TOTAL SPACES COMPLETED WORLD-WIDE FY 65 THRU FY 67	FORMAL TRAINING COMPLETED IN THE CONTINENTAL US						FORMAL TRAINING COMPLETED OVERSEAS					
		Total Spaces Contl US	Pilot	Other Flying	Aircraft And Aero Equipment Maintenance	Electronics And Communications	Other Training	Total Spaces Overseas	Pilot	Other Flying	Aircraft And Aero Equipment Maintenance	Electronics And Communications	Other Training
TOTAL	2,167	1,812	378	41	220	77	1,096	355	70	167	33	49	36
FAR EAST AND PACIFIC - TOTAL . .	2,167	1,812	378	41	220	77	1,096	355	70	167	33	49	36
South Vietnam	2,167	1,812	378	41	220	77	1,096	355	70	167	33	49	36

S[redacted]ce: Data Applications Division, Data Services Center, Comptroller of the Air Force.

DOWNGRADED AT 12 YEAR INTERVALS;
NOT AUTOMATICALLY DECLASSIFIED
DOD DIR. 5200.10

MILITARY PERSONNEL

PART VIII

DEFINITIONS

ARMED FORCES QUALIFICATION TEST MENTAL GROUP: An airman's mental ability level as determined from his score on the Armed Forces Qualification Test (AFQT).

AIR FORCE NATIONAL GUARD AIR ALERT PILOTS: Officers of the Air Force National Guard who are authorized to and Augment active Air Force Units for short periods of active duty to perform air alert duty.

ARMED FORCES QUALIFICATION TEST SCORE (AFQT SCORE): The test contains questions on arithmetical reasoning, word knowledge, tool functions, and spatial visualization. The "Score" is a composite index of performance on all these items, and as such, is an indication of general learning ability.

CHARGEABLE MILITARY PERSONNEL:

1. All USAF Military Personnel on Extended Active Duty who are authorized and assigned to active Air Force Units against position spaces which are chargeable against USAF Authorized Manpower Ceilings.

2. USAF Academy Cadets.

3. Air Force National Guard Air Alert Pilots.

MILITARY STRENGTH BY COMMAND: All USAF Military Personnel (Permanent Party and Pipeline) who are assigned to active Air Force Units. This strength is composed of individuals, regardless of chargeability to military personnel ceilings, who as individuals are under the jurisdiction of the Secretary of the Air Force.

STRENGTH BY OPERATING LOCATION: A permanent duty station of an individual or a detachment of a unit other than the permanent station of the unit. A station is considered permanent if the orders specify a period of three months or longer. If no period is specified the duty station is considered permanent.

DEPARTMENTAL STATUS: The basic department of the Department of Defense in which an individual is currently commissioned, appointed or enlisted, regardless of whether or not such individual has been placed on duty with another of the departments.

DEPARTMENT OF AIR FORCE PERSONNEL: Military Personnel who have been commissioned, appointed, or enlisted in the United States Air Force.

DEPLOYMENT AREA:

CONTINENTAL	-	North America and Caribbean Area.
FAR EAST	-	The Area under the jurisdiction of PAF.
EUROPE	-	Continental Europe, British Isles and North Africa.

FIRST TERM AIRMEN: A Regular Air Force Airman with no prior military services, serving on his first enlistment in the United States Air Force.

INTERNAL TURNOVER: The number of permanent change of station movements of military personnel as individuals exclusive of accessions and separations movements.

NATIONAL HEALTH, SAFETY, OR INTEREST: Personnel separated under provisions of Sec III, AFR 36-22 and par 3E and 3F AFR 39-14.

MILITARY PERSONNEL (CONTINUED)

NON-CHARGEABLE MILITARY PERSONNEL: All Military Personnel on Extended Active Duty who are authorized and assigned to active Air Force Units against position spaces which are in addition to and not chargeable against USAF Authorized Manpower Ceilings.

PERMANENT PARTY PERSONNEL: Those USAF personnel assigned to an Air Force Unit to perform their principal duty in the furtherance of the mission of the unit, and who are chargeable against the specific authorizations of the unit. This includes assigned overstrength.

PIPELINE PERSONNEL: Those USAF Personnel who are assigned to an Air Force Unit temporarily for the purpose of training or hospitalization i.e., those who are temporarily ineffective. Such personnel are not chargeable against the specific authorizations of the unit to which they are assigned while in a pipeline status. Pipeline is composed of students and patients.

Patients: Military personnel assigned in patient status to an Air Force Unit which administers Air Force hospitalized personnel receiving treatment at a medical facility operated by any of the three military departments.

Students: Personnel assigned in a training status to a unit charged with administration of individuals attending a formal course of instruction at a service or civilian school or a base military training course.

PRIOR SERVICE ENLISTMENTS:

1. Former regular airman who had served a continuous period of duty.

2. Former Commissioned or Warrant Officer who had been separated from the Air Force and who had enlisted in the Regular Air Force as an airman.

3. Former enlistee or inductee of the Army or the Navy who had served on active military service for a continuous period.

4. Former enlisted members of a reserve component of the Air Force who have served on active military service.

REELISTMENT: Airmen who enlist in the Regular Air Force for their own duty position within 90 days after separation from active Air Force duty. This applies to first term and career airmen.

REGULAR AIR FORCE PERSONNEL: Department of the Air Force Military Personnel who by enlistment, appointment, or commission, are members of the Regular Air Force.

RESERVE OFFICERS TRAINING CORPS (ROTC): A training corps with units established at civilian educational institutions to qualify students for appointment as reserve officers.

UNIT MANNING VARIANCES: The difference between the number of spaces authorized to a unit and the number of personnel assigned to the unit.

USAF CADET: U. S. Air Force Academy Cadet. USAFA Cadets are not assigned to active organized Air Force Units. Students are assigned to the USAF Academy for training and ultimate commissioning as Regular Air Force officers. These personnel are not considered part of active forces but are chargeable to the active force ceiling.

TABLE 92 — DUTY LOCATION STRENGTH BY STATE, IN THE UNITED STATES, AT END OF QUARTER — FY 1967

STATE	30 SEPTEMBER 1966	31 DECEMBER 1966	31 MARCH 1967	30 JUNE 1967
TOTAL	650,520	641,229	637,970	634,087
Alabama	8,892	8,830	8,554	8,489
Alaska	14,292	14,699	14,943	14,867
Arizona	15,138	16,378	16,915	17,294
Arkansas	8,700	8,658	8,836	8,665
California	71,516	75,154	76,732	76,942
Colorado	20,768	18,859	18,563	17,174
Connecticut	84	85	84	80
Delaware	7,308	8,075	8,694	8,943
District of Columbia	4,640	4,443	4,491	4,342
Florida	37,384	38,410	40,936	41,704
Georgia	16,421	15,721	12,157	9,335
Hawaii	10,688	10,932	10,726	10,849
Idaho	3,397	3,216	3,172	3,143
Illinois	19,330	18,984	19,008	19,103
Indiana	4,831	4,788	4,944	4,895
Iowa	1,138	1,141	1,166	1,155
Kansas	9,709	9,648	10,081	10,865
Kentucky	548	596	584	582
Louisiana	9,436	9,438	9,670	9,829
Maine	8,975	8,910	9,057	9,036
Maryland	9,201	9,247	9,232	9,578
Massachusetts	13,548	13,493	13,560	14,666
Michigan	15,478	15,642	15,398	15,215
Minnesota	3,069	3,068	3,130	3,141
Mississippi	23,406	22,425	20,706	19,364
Missouri	6,482	6,735	6,882	6,724
Montana	9,502	9,509	9,460	9,530
Nebraska	11,492	11,598	11,661	11,662
Nevada	5,419	5,684	5,904	6,068
New Hampshire	3,515	3,634	3,470	3,386
New Jersey	9,370	9,536	9,259	9,748
New Mexico	13,369	13,725	11,868	10,601
New York	14,729	14,592	14,941	14,971
North Carolina	9,885	10,176	10,306	10,656
North Dakota	12,031	12,173	12,179	12,281
Ohio	16,982	17,041	16,816	17,092
Oklahoma	11,858	11,767	12,001	12,378
Oregon	3,072	3,117	3,145	3,111
Pennsylvania	1,203	1,123	1,062	958
Rhode Island	56	51	50	51
South Carolina	16,281	16,974	16,757	16,685
South Dakota	6,188	6,220	5,999	5,818
Tennessee	5,776	5,706	5,513	5,457
Texas	113,621	99,369	94,428	93,639

TABLE 92 — DUTY LOCATION STRENGTH BY STATE, IN THE UNITED STATES, AT END OF QUARTER — FY 1967 (CONTINUED)

STATE	30 SEPTEMBER 1966	31 DECEMBER 1966	31 MARCH 1967	30 JUNE 1967
Utah	3,321	3,310	3,471	3,474
Vermont	196	189	189	179
Virginia	16,918	18,382	18,896	19,003
Washington	13,231	13,189	13,060	13,391
West Virginia	220	204	193	200
Wisconsin	1,963	1,912	1,969	1,966
Wyoming	3,925	3,824	3,761	3,750
Unknown	2,018	649	3,391	2,052

Source: Data Applications Division, Data Services Center, Comptroller of the Air Force

TABLE 93 – DUTY LOCATION STRENGTH BY COUNTRY, OVERSEAS, AT END OF QUARTER – FY 1967

COUNTRY	30 SEPTEMBER 1966	31 DECEMBER 1966	31 MARCH 1967	30 JUNE 1967
TOTAL	239,539	250,943	255,899	257,686
Afghanistan	5	5	5	6
Algeria	2	1	2	1
Argentina	25	26	30	31
Australia	9	8	9	8
Austria	5	5	5	6
Azores Islands	1,491	1,434	1,440	1,479
American Samoa	1	2	1	1
Bahama Islands	-	-	-	-
Balearic Islands	22	27	26	30
Belgium	248	237	271	510
Bermuda Islands	1,368	1,376	1,400	1,157
Bolivia	22	23	23	23
Brazil	67	64	63	117
Bulgaria	2	2	2	2
Burma	7	7	7	8
Canada	4,269	4,041	3,523	3,609
Chad Republic	8	8	8	8
Chile	18	18	24	22
China, Republic of (Taiwan/Formosa)	5,911	6,308	6,100	6,586
Colombia	20	19	23	22
Congo, Republic of the (Leopoldville)	30	30	30	29
Costa Rica	1	2	2	2
Crete	950	887	868	852
Czechoslovakia	3	2	3	3
Denmark	22	23	22	22
Dominican Republic	13	11	11	11
Easter Island	-	-	7	6
Ecuador	24	24	23	24
Egypt (United Arab Republic)	7	7	8	8
Eire (Ireland)	6	3	7	-
El Salvador	9	10	10	11
Ethiopia	76	74	73	75
Fiji Island	1	1	3	-
Finland	18	18	17	17
France	8,650	4,698	845	198
Germany, Federal Republic of	35,797	37,354	38,623	38,706
Greece	1,432	1,539	1,608	1,589
Greenland	1,430	1,298	1,237	1,207
Guam	4,962	5,246	5,746	6,409
Guatemala	24	25	23	22
Honduras	7	6	6	7
Hong Kong	3	3	5	4
Hungary	1	1	1	2
Iceland	709	679	707	725
India	39	36	34	29
Indonesia	4	4	3	3
Iran	156	175	203	207
Iraq	4	4	4	5
Israel	19	18	19	19
Italy	3,370	3,505	3,581	3,620
Ivory Coast	8	8	8	8

DOWNGRADED AT 3 YEAR INTERVALS;
DECLASSIFIED AFTER 12 YEARS.
DOD DIR. 5200.10

[redacted]

TABLE 93 — DUTY LOCATION STRENGTH BY COUNTRY, OVERSEAS, AT END OF QUARTER — FY 1967
(CONTINUED)

COUNTRY	30 SEPTEMBER 1966	31 DECEMBER 1966	31 MARCH 1967	30 JUNE 1967
Japan	17,484	17,732	18,614	18,579
Johnston Island	358	346	345	369
Jordan	-	1	2	7
Korea, Republic	3,922	3,940	4,245	4,102
Laos	6	7	7	7
Lebanon	5	7	7	10
Leeward Islands	-	-	-	-
Liberia	-	1	2	2
Libya	2,772	2,939	3,009	3,105
Line Island	-	-	8	6
Luxembourg	4	1	2	2
Malagasy Republic	7	7	7	6
Malaya, States of	2	2	3	2
Mali Republic	-	1	-	4
Marshall Island	7	12	11	12
Mexico	6	7	7	5
Midway Island	185	152	116	121
Morocco	50	83	83	83
Nanpo Shoto Islands (Bonin Islands)	60	62	56	44
Netherlands	895	913	1,013	1,202
New Zealand	8	9	8	9
Nicaragua	10	9	9	11
Norway	191	196	191	180
Pakistan	1,376	1,369	1,393	1,393
Panama Canal Zone	2,597	2,670	2,865	2,915
Paraguay	8	9	9	11
Peru	34	34	38	38
Philippine Islands	17,431	17,570	18,418	18,783
Poland	5	4	4	3
Portugal	23	24	26	26
Puerto Rico	3,696	3,777	3,871	3,917
Rumania	2	2	2	2
Ryukyu Islands	15,234	15,483	15,522	15,383
Sarawak	1	1	-	-
Sardinia	22	31	32	33
Saudi Arabia	158	169	170	167
Seychelles Islands	1	1	1	1
Sicily	-	-	1	1
South Africa, Republic	9	9	8	10
Spain	5,853	6,229	6,708	6,760
St. Helena	2	3	3	4
Surinam	2	3	2	3
Sweden	8	10	10	11
Switzerland	4	4	5	5
Syria	1	1	1	1
Thailand	20,784	25,012	25,578	26,800
Trinidad & Tobago Islands	1	1	-	-
Turkey	7,812	8,201	8,539	8,387
United Kingdom	19,075	20,883	21,900	22,379
Uruguay	14	13	14	15
USSR West	10	11	9	10
Venezuela	30	29	29	30
Vietnam, South	44,475	51,934	53,250	53,521
Wake Islands	49	49	48	53
West Berlin	-	-	-	-
Yugoslavia	13	13	14	13
Unknown	3,562	1,665	2,985	1,697

Source: Data Applications Division, Data Services Center, Comptroller of the Air Force

[redacted]

DOWNGRADED AT 3 YEAR INTERVALS;
DECLASSIFIED AFTER 12 YEARS.
DOD DIR. 5200.10

TABLE 94 — MILITARY STRENGTH OF OFFICERS BY GRADE IN WHICH SERVING, BY COMMAND
AS OF 30 JUNE 1967

COMMAND	TOTAL OFFICERS	COMMISSIONED OFFICERS								WARRANT OFFICERS
		Total	Gen	Col	Lt Col	Maj	Capt	1st Lt	2nd Lt	
WORLD-WIDE - TOTAL	135485	133775	431	6510	15911	30704	44301	17572	18346	1710
Aeronautical Chart and Info Center	82	80	-	5	16	23	22	7	7	2
Air Defense Command	9670	9417	15	335	802	1944	3198	1336	1787	253
Air Force Accounting and Finance Center	50	50	1	10	12	18	6	3	-	-
Air Force Communications Service	2577	2444	4	101	237	501	862	572	167	133
Air Force Logistics Command	3377	3301	23	300	341	618	944	507	568	76
Air Force Systems Command	9032	8961	35	574	1193	2023	2607	1111	1418	71
Air Training Command	17298	17139	13	278	554	1789	4365	1929	8211	159
Air University	6254	6237	6	246	744	2036	2276	386	543	17
Continental Air Command	474	467	3	82	120	148	90	14	10	7
Headquarters Command, USAF	9667	9508	92	1034	2429	2688	2223	675	367	159
Headquarters US Air Force	3132	3108	97	947	1320	603	122	16	3	24
Military Airlift Command	11783	11585	19	364	1297	2787	4786	1498	834	198
Office of Aerospace Research	309	309	1	22	70	85	87	41	3	-
Strategic Air Command	25854	25609	40	816	2644	6267	9430	3897	2515	245
Tactical Air Command	11243	11132	25	405	1193	2789	3661	1799	1260	111
United States Air Force Academy	833	825	3	41	112	354	257	42	16	8
USAF Security Service	1553	1511	4	80	129	286	532	267	213	42
Alaskan Air Command	948	925	1	38	95	203	441	128	19	23
Pacific Air Forces	13848	13720	30	483	1663	3799	5197	2331	217	128
United States Air Forces in Europe	6982	6929	13	308	809	1573	3044	1000	182	53
USAF Southern Command	518	517	6	41	131	170	150	13	6	1
Unknown	1	1	-	-	-	-	1	-	-	-

Source: Personnel Data Systems Division, Randolph Air Force Base, Texas.

TABLE 95 — USAF REGULAR AND RESERVE GENERAL OFFICERS BY GRADE IN WHICH SERVING AT END OF QUARTER, WORLD-WIDE — FY 1967

END OF QUARTER	TOTAL	GENERALS	LIEUTENANT GENERALS	MAJOR GENERALS	BRIGADIER GENERALS
30 September (1966)	429	12	38	164	215
31 December	436	12	38	167	219
31 March (1967)	436	12	38	167	219
30 June	431	12	37	165	217

Source: Personnel Data Systems Division, Randolph Air Force Base, Texas.

TABLE 96 — USAF REGULAR GENERAL OFFICERS BY PERMANENT GRADE, BY GRADE IN WHICH SERVING AT END OF QUARTER, WORLD-WIDE — FY 1967

PERMANENT GRADE	GRADE IN WHICH SERVING	30 SEPTEMBER (1966)	31 DECEMBER	31 MARCH (1967)	30 JUNE
Major General - Total . . .		133	131	147	142
	General	12	12	12	12
	Lieutenant General	38	38	38	37
	Major General	83	81	97	93
	Brigadier General	-	-	-	-
Brigadier General - Total .		146	143	166	160
	General	-	-	-	-
	Lieutenant General	-	-	-	-
	Major General	78	82	66	69
	Brigadier General	68	61	100	91
Colonel - Total		145	155	116	122
	General	-	-	-	-
	Lieutenant General	-	-	-	-
	Major General	1	2	2	1
	Brigadier General	144	153	114	121
Lieutenant Colonel - Total.		1	1	2	2
	General	-	-	-	-
	Lieutenant General	-	-	-	-
	Major General	-	-	-	-
	Brigadier General	1	1	2	2
Major - Total		2	3	2	2
	General	-	-	-	-
	Lieutenant General	-	-	-	-
	Major General	1	1	1	1
	Brigadier General	1	2	1	1

Source: Personnel Data Systems Division, Randolph Air Force Base, Texas.

TABLE 97 — AIRMEN BY GRADE IN WHICH SERVING, BY COMMAND, WORLD-WIDE — 30 JUNE 1967

COMMAND OF ASSIGNMENT	TOTAL	AIRMEN									USAFA CADETS
		Chief Master Sergeant	Senior Master Sergeant	Master Sergeant	Technical Sergeant	Staff Sergeant	Airman 1C	Airman 2C	Airman 3C	Airman Basic	
WORLD-WIDE - TOTAL	762009	6453	13017	42140	80909	147376	173455	160139	119891	15268	3361
USAF CADETS - TOTAL	3361	-	-	-	-	-	-	-	-	-	3361
UNDISTRIBUTED - TOTAL	2360	14	31	124	159	412	727	396	314	183	-
WORLD-WIDE - REPORTED TOTAL	756288	6439	12986	42016	80750	146964	172728	159743	119577	15085	-
CONTINENTAL US - TOTAL	509630	4294	8487	28231	53426	92462	99211	109231	99658	14630	-
Aeronautical Chart and Information Center	49	1	2	4	4	16	11	4	7	-	-
Air Defense Command	70100	738	1293	3650	7751	13439	15633	17181	10163	252	-
Air Force Accounting and Finance Center	76	2	9	21	13	13	6	5	7	-	-
Air Force Communications Service	18306	189	414	1132	2273	3979	3942	4405	1941	31	-
Air Force Logistics Command	9910	92	200	691	1228	2356	2189	1855	1269	30	-
Air Force Systems Command	20824	193	463	1579	2696	4190	4280	4181	3170	72	-
Air Training Command	99547	369	981	4552	8486	12619	9511	13980	36088	12961	-
Air University	3887	32	63	302	560	1675	619	328	300	8	-
Continental Air Command	878	15	42	194	217	223	96	50	41	-	-
Headquarters Command, USAF	13703	255	500	1702	2650	3838	2628	1355	750	25	-
Headquarters US Air Force	-	-	-	-	-	-	-	-	-	-	-
Military Airlift Command	54097	547	1050	3606	6092	9783	10591	12319	9857	252	-
Office of Aerospace Research	204	2	11	25	60	77	24	3	2	-	-
Strategic Air Command	131032	1168	2173	6657	13188	24396	29213	32105	21414	718	-
Tactical Air Command	78524	587	1093	3579	7111	13852	17986	19916	14125	275	-
USAF Academy	990	18	29	102	161	322	289	58	9	2	-
USAF Security Service	7503	86	164	435	936	1684	2193	1486	515	4	-
OVERSEA - TOTAL	246658	2145	4499	13785	27324	54502	73517	50512	19919	455	-
Aeronautical Chart and Information Center	174	-	3	12	17	49	80	12	1	-	-
Air Defense Atlantic	2634	17	61	171	335	642	670	382	355	1	-
Air Force Communications Service	27046	238	522	1459	3241	6204	7791	6220	1333	38	-
Air Force Logistics Command	2204	17	51	149	260	485	612	541	87	2	-
Air Force Systems Command	319	2	5	32	68	110	74	22	5	1	-
Alaskan Air Command	8847	92	147	397	866	1806	2487	1789	1250	23	-
Headquarters Command USAF	7600	70	246	990	1487	2290	1636	654	222	5	-
Military Airlift Command	16374	168	377	1103	1900	3724	4401	3060	1607	34	-
Office of Aerospace Research	15	-	3	6	3	3	-	-	-	-	-
Pacific Air Forces	101046	827	1595	5065	10368	22087	31857	21023	8056	168	-
Strategic Air Command	11087	133	250	744	1419	2864	3610	1815	241	11	-
US Air Force in Europe	50519	472	952	2855	5504	10077	14281	10168	6058	152	-
USAF Security Service	16582	94	210	576	1509	3658	5563	4469	489	14	-
USAF Southern Command	2211	25	77	226	347	503	455	357	215	6	-

Source: Personnel Data Systems Division, Randolph AFB, Texas.

TABLE 98 — USAF OFFICERS BY GRADE IN WHICH SERVING, BY AGE, WORLD-WIDE ANNUALLY — FY 1967

AGE OR AGE GROUP	TOTAL	GENERALS	COLONELS	LIEUTENANT COLONELS	MAJORS	CAPTAINS	FIRST LIEUTENANTS	SECOND LIEUTENANTS	WARRANT OFFICERS
	30 JUNE 1967								
TOTAL	135485	431	6510	15911	30704	44301	17572	18346	1710
20	-	-	-	-	-	-	-	-	-
21	134	-	-	-	-	-	4	130	-
22	1608	-	-	-	-	-	9	1599	-
23	6187	-	-	-	-	5	276	5906	-
24	8518	-	-	-	-	54	2826	5638	-
25	9254	-	-	-	-	562	5749	2943	-
26	8609	-	-	-	-	3307	4166	1136	-
27	8385	-	-	-	-	5878	2051	456	-
28	6762	-	-	-	-	5709	872	181	-
29	5380	-	-	-	2	4703	540	135	-
30	4646	-	-	-	14	4150	348	134	-
31	4238	-	-	-	61	3850	273	54	-
32	4388	-	-	-	530	3634	210	14	-
33	5035	-	-	-	1864	3032	131	8	-
34	5189	-	-	6	2926	2216	32	8	1
35	5199	-	-	13	3348	1795	33	2	8
36	4713	-	-	19	3243	1400	28	2	21
37	4515	-	2	63	3264	1150	21	-	15
38	3969	-	-	184	2881	866	3	-	35
39	3163	-	2	524	2094	503	-	-	40
40	1858	-	13	424	1078	307	-	-	36
41	1825	-	7	537	996	249	-	-	36
42	2726	-	57	1027	1362	234	-	-	46
43	3298	-	195	1464	1345	216	-	-	78
44	3444	-	318	1659	1243	139	-	-	85
45	3478	4	483	1758	977	110	-	-	146
46	3912	16	816	1940	919	68	-	-	153
47	3646	37	889	1701	739	75	-	-	205
48	2906	47	855	1295	507	25	-	-	177
49	2676	46	906	1124	389	24	-	-	187
50	2087	50	716	873	315	16	-	-	117
51	1472	52	502	589	219	14	-	-	96
52	891	64	309	295	136	5	-	-	82
53	464	32	190	135	66	2	-	-	39
54	282	26	108	68	42	-	-	-	38
55	189	16	58	55	38	-	-	-	22
56	98	10	20	29	23	1	-	-	15
57	105	15	25	36	22	1	-	-	6
58	88	9	19	29	20	-	-	-	11
59	71	4	12	35	15	1	-	-	4
60 and Older .	77	3	8	29	26	-	-	-	11

Source: Personnel Data Systems Division, Randolph Air Force Base, Texas.

TABLE 99 — AVERAGE AGE OF USAF OFFICERS BY GRADE IN WHICH SERVING, WORLD-WIDE — FY 1957 THROUGH FY 1967

GRADE IN WHICH SERVING	FY 1957	FY 1958	FY 1959	FY 1960	FY 1961	FY 1962	FY 1963	FY 1964	FY 1965	FY 1966	FY 1967
ALL GRADES	32.5	33.9	33.5	34.2	34.2	34.0	34.4	34.0	34.0	34.8	33.9
GENERALS	49.4	49.9	49.3	49.0	49.3	49.5	49.9	50.1	48.9	51.3	50.9
COLONELS	43.7	44.6	44.1	44.6	44.9	45.3	45.8	46.4	47.2	48.3	48.1
LIEUTENANT COLONELS	41.7	42.8	42.3	43.0	43.5	43.4	43.9	44.4	45.0	46.0	45.6
MAJORS	38.8	40.0	39.7	40.3	40.8	41.3	41.8	42.0	41.6	37.1	38.8
CAPTAINS	34.8	35.5	34.7	34.7	34.2	33.5	32.8	32.3	31.5	32.8	30.7
1ST LIEUTENANT	26.3	27.0	26.2	26.6	26.6	25.5	25.9	25.7	25.7	26.8	25.9
2ND LIEUTENANT	23.8	24.5	23.5	23.4	23.2	23.5	23.6	23.7	23.6	24.4	23.9

Source: Personnel Data Systems Division, Randolph Air Force Base, Texas.

TABLE 100 — USAF MILITARY PERSONNEL BY TYPE, BY PERSONNEL IDENTITY, BY COMMAND WORLD-WIDE, AT END OF QUARTER — FY 1967

END OF QUARTER	TOTAL	OFFICERS			WARRANT OFFICERS	AIRMEN			ACADEMY CADETS
		Male	FEMALE			Male	Female	Undis-tributed	
			WAF	Nurses and Other Medical					
	WORLD-WIDE								
September (1966)	897,778	125,111	707	3,551	1,924	753,576	5,190	4,608	3,111
December	902,777	125,655	726	3,741	1,869	755,006	5,175	7,546	3,059
March (1967)	903,321	127,478	742	3,872	1,802	754,809	5,166	6,497	2,955
June	897,494	129,105	762	3,908	1,710	751,100	5,188	2,360	3,361
	US AIR FORCE PATIENTS (PIPELINE)								
September (1966)	937	81	1	5	6	839	5	-	-
December	922	96	-	3	4	815	4	-	-
March (1967)	1,057	112	-	6	2	936	1	-	-
June	1,107	105	1	8	2	988	3	-	-
	US AIR FORCE STUDENTS (PIPELINE) AND ACADEMY CADETS								
September (1966)	98,041	12,461	23	94	1	81,586	765	-	3,111
December	81,629	12,864	31	103	1	64,961	610	-	3,059
March (1967)	73,528	13,950	33	116	4	55,912	558	-	2,955
June	72,552	15,993	44	88	2	52,451	613	-	3,361
	CONTINENTAL US (PERMANENT PARTY) AND UNDISTRIBUTED AIRMEN								
September (1966)	540,651	82,684	522	2,529	1,415	444,874	4,019	4,608	-
December	550,476	82,344	538	2,681	1,379	451,860	4,128	7,546	-
March (1967)	549,263	82,662	544	2,758	1,338	451,309	4,155	6,497	-
June	544,889	82,341	530	2,778	1,280	451,480	4,120	2,360	-
	OVERSEAS (PERMANENT PARTY)								
September (1966)	258,149	29,885	161	923	502	226,277	401	-	-
December	269,750	30,351	157	954	485	237,370	433	-	-
March (1967)	279,473	30,754	165	992	458	246,652	452	-	-
June	278,946	30,666	187	1,034	426	246,181	452	-	-
	CONTINENTAL US (PERMANENT PARTY)								
	AERONAUTICAL CHART AND INFORMATION CENTER								
September (1966)	130	70	1	-	2	57	-	-	-
December	139	67	1	-	2	69	-	-	-
March (1967)	114	64	1	-	2	47	-	-	-
June	113	61	1	-	2	49	-	-	-

TABLE 100 — USAF MILITARY PERSONNEL BY TYPE, BY PERSONNEL IDENTITY, BY COMMAND WORLD-WIDE, AT END OF QUARTER — FY 1967 (CONTINUED)

END OF QUARTER	TOTAL	OFFICERS			WARRANT	AIRMEN			ACADEMY CADETS
		Male	Female			Male	Female	Undis-tributed	
			WAF	Nurses and Other Medical					
	CONTINENTAL US (PERMANENT PARTY) (Continued)								
	AIR DEFENSE COMMAND								
September (1966)	78,293	8,553	58	131	251	68,617	683	-	-
December	78,918	8,446	59	132	244	69,358	679	-	-
March (1967)	78,957	8,484	62	139	242	69,340	690	-	-
June	79,132	8,593	64	142	233	69,402	698	-	-
	AIR FORCE ACCOUNTING AND FINANCE CENTER								
September (1966)	109	48	1	-	-	60	-	-	-
December	112	44	2	-	-	66	-	-	-
March (1967)	115	46	2	-	-	67	-	-	-
June	126	48	2	-	-	76	-	-	-
	AIR FORCE COMMUNICATIONS SERVICE								
September (1966)	19,471	1,266	25	-	78	17,846	256	-	-
December	19,730	1,261	25	-	76	18,094	274	-	-
March (1967)	19,597	1,259	24	-	75	17,979	260	-	-
June	19,633	1,226	27	-	74	18,084	222	-	-
	AIR FORCE LOGISTICS COMMAND								
September (1966)	12,793	2,755	18	122	81	9,811	6	-	-
December	12,923	2,781	19	131	80	9,902	10	-	-
March (1967)	12,926	2,784	19	126	72	9,917	8	-	-
June	12,807	2,791	18	138	66	9,784	10	-	-
	AIR FORCE SYSTEMS COMMAND								
September (1966)	28,630	7,953	57	335	78	19,854	353	-	-
December	28,953	7,825	56	359	76	20,270	367	-	-
March (1967)	29,224	7,911	58	394	72	20,411	378	-	-
June	29,033	7,872	57	402	69	20,274	359	-	-
	AIR TRAINING COMMAND								
September (1966)	57,808	7,541	103	413	172	48,840	739	-	-
December	57,784	7,474	107	430	170	48,852	751	-	-
March (1967)	58,028	7,706	99	447	171	48,848	757	-	-
June	57,265	7,732	97	456	158	48,088	734	-	-
	AIR UNIVERSITY								
September (1966)	4,850	1,864	9	86	16	2,752	123	-	-
December	4,786	1,807	10	85	18	2,737	129	-	-
March (1967)	4,800	1,768	11	81	19	2,784	137	-	-
June	4,905	1,912	12	91	17	2,749	124	-	-

310-159 O - 68 - 19

TABLE 100 — USAF MILITARY PERSONNEL BY TYPE, BY PERSONNEL IDENTITY, BY COMMAND WORLD-WIDE, AT END OF QUARTER — FY 1967 (Continued)

END OF QUARTER	TOTAL	OFFICERS			WARRANT OFFICERS	AIRMEN			ACADEMY CADETS
		Male	Female			Male	Female	Undis-tributed	
			WAF	Nurses and Other Medical					
	CONTINENTAL US (PERMANENT PARTY) (Continued)								
	CONTINENTAL AIR COMMAND								
September (1966)	1,453	525	3	6	10	909	-	-	-
December	1,420	513	3	6	9	889	-	-	-
March (1967)	1,335	458	3	6	9	859	-	-	-
June	1,338	444	3	6	7	878	-	-	-
	HEADQUARTERS COMMAND, USAF								
September (1966)	21,512	5,761	34	71	142	15,309	195	-	-
December	21,724	5,838	30	85	140	15,405	226	-	-
March (1967)	19,450	5,917	31	90	140	13,043	229	-	-
June	19,715	6,008	32	88	128	13,223	236	-	-
	HEADQUARTERS USAF								
September (1966)	2,977	2,942	9	3	23	-	-	-	-
December	3,011	2,970	12	3	26	-	-	-	-
March (1967)	3,061	3,022	13	3	23	-	-	-	-
June	3,096	3,056	13	3	24	-	-	-	-
	MILITARY AIRLIFT COMMAND								
September (1966)	59,392	8,796	65	335	146	49,382	668	-	-
December	61,072	8,403	65	352	139	51,435	678	-	-
March (1967)	61,255	8,272	67	346	135	51,742	693	-	-
June	62,620	8,191	55	355	130	53,154	735	-	-
	OFFICE OF AEROSPACE RESEARCH								
September (1966)	483	280	-	-	-	203	-	-	-
December	473	279	-	-	-	194	-	-	-
March (1967)	477	281	-	-	-	196	-	-	-
June	485	281	-	-	-	204	-	-	-
	STRATEGIC AIR COMMAND								
September (1966)	162,274	23,847	92	709	259	136,390	977	-	-
December	161,053	23,888	98	753	245	135,076	993	-	-
March (1967)	158,497	23,846	105	747	230	132,589	980	-	-
June	155,138	23,082	102	719	232	130,028	975	-	-
	TACTICAL AIR COMMAND								
September (1966)	77,572	9,064	41	289	126	68,034	18	-	-
December	82,547	9,339	44	315	124	72,705	20	-	-
March (1967)	86,598	9,426	43	349	118	76,640	22	-	-
June	88,595	9,600	42	348	109	78,471	25	-	-

TABLE 100 — USAF MILITARY PERSONNEL BY TYPE, BY PERSONNEL IDENTITY, BY COMMAND WORLD-WIDE, AT END OF QUARTER — FY 1967 (Continued)

END OF QUARTER	TOTAL	OFFICERS			WARRANT OFFICERS	AIRMEN			ACADEMY CADETS
		Male	Female			Male	Female	Undistributed	
			WAF	Nurses and Other Medical					
	CONTINENTAL US (PERMANENT PARTY) (Continued)								
	US AIR FORCE ACADEMY								
September (1966)	1,732	777	1	29	8	916	1	-	-
December	1,722	761	1	30	8	921	1	-	-
March (1967)	1,761	773	1	30	7	949	1	-	-
June	1,803	784	1	30	8	978	2	-	-
	US AIR FORCE SECURITY SERVICE								
September (1966)	6,564	642	5	-	23	5,894	-	-	-
December	6,563	648	6	-	22	5,887	-	-	-
March (1967)	6,571	645	5	-	23	5,898	-	-	-
June	6,725	660	4	-	23	6,038	-	-	-
	OVERSEAS (PERMANENT PARTY)								
	AERONAUTICAL CHART AND INFORMATION CENTER								
September (1966)	168	21	-	-	-	147	-	-	-
December	168	19	-	-	-	149	-	-	-
March (1967)	185	19	-	-	-	166	-	-	-
June	192	18	-	-	-	174	-	-	-
	AIR DEFENSE COMMAND								
September (1966)	3,121	446	2	5	10	2,657	1	-	-
December	2,861	398	2	4	13	2,443	1	-	-
March (1967)	2,946	370	1	3	10	2,561	1	-	-
June	3,014	366	1	3	10	2,634	-	-	-
	AIR FORCE COMMUNICATIONS COMMAND								
September (1966)	27,418	1,174	22	-	65	26,098	59	-	-
December	27,923	1,188	22	-	63	26,575	75	-	-
March (1967)	28,406	1,187	22	-	62	27,054	81	-	-
June	28,286	1,160	21	-	59	26,957	89	-	-
	AIR FORCE LOGISTICS COMMAND								
September (1966)	2,207	252	1	-	7	1,946	1	-	-
December	2,391	254	1	-	7	2,128	1	-	-
March (1967)	2,490	264	1	-	8	2,216	1	-	-
June	2,475	259	2	-	10	2,203	1	-	-

TABLE 100 — USAF MILITARY PERSONNEL BY TYPE, BY PERSONNEL IDENTITY, BY COMMAND WORLD-WIDE, AT END OF QUARTER — FY 1967 (CONTINUED)

END OF QUARTER	TOTAL	OFFICERS			WARRANT OFFICERS	AIRMEN			ACADEMY CADETS
		Male	Female			Male	Female	Undis-tributed	
			WAF	Nurses and Other Medical					
	OVERSEAS (PERMANENT PARTY) (Continued)								
	AIR FORCE SYSTEMS COMMAND								
September (1966)	539	183	-	-	2	354	-	-	-
December	542	188	-	-	2	352	-	-	-
March (1967)	548	192	-	-	2	354	-	-	-
June	517	196	-	-	2	319	-	-	-
	ALASKAN AIR COMMAND								
September (1966)	9,349	885	9	55	16	8,378	6	-	-
December	9,707	866	9	62	20	8,742	8	-	-
March (1967)	10,005	852	8	67	21	9,050	7	-	-
June	9,783	834	7	75	23	8,837	7	-	-
	HEADQUARTERS COMMAND, USAF								
September (1966)	6,100	2,903	5	1	39	3,143	9	-	-
December	6,177	2,882	5	3	31	3,248	8	-	-
March (1967)	10,950	3,102	6	4	30	7,797	11	-	-
June	10,769	3,127	7	5	30	7,585	15	-	-
	MILITARY AIRLIFT COMMAND								
September (1966)	16,944	2,750	22	100	83	13,972	17	-	-
December	17,054	2,629	21	107	80	14,203	14	-	-
March (1967)	18,688	2,644	19	109	77	15,828	11	-	-
June	19,269	2,694	21	112	68	16,363	11	-	-
	OFFICE OF AEROSPACE RESEARCH								
September (1966)	38	24	-	-	-	14	-	-	-
December	38	24	-	-	-	14	-	-	-
March (1967)	38	24	-	-	-	14	-	-	-
June	41	26	-	-	-	15	-	-	-
	PACIFIC AIR FORCES								
Spetember (1966)	104,104	12,060	33	314	152	91,447	98	-	-
December	113,634	12,851	30	353	157	100,114	129	-	-
March (1967)	116,008	13,316	36	402	142	101,962	150	-	-
June	114,837	13,231	38	416	128	100,888	136	-	-
	STRATEGIC AIR COMMAND								
September (1966)	10,567	1,092	3	25	29	9,415	3	-	-
December	11,060	1,110	2	27	28	9,889	4	-	-
March (1967)	11,988	1,147	3	26	28	10,780	4	-	-
June	12,358	1,218	2	28	23	11,081	6	-	-

TABLE 100 — USAF MILITARY PERSONNEL BY TYPE, BY PERSONNEL IDENTITY, BY COMMAND WORLD-WIDE, AT END OF QUARTER — FY 1967 (CONTINUED)

END OF QUARTER	TOTAL	OFFICERS			WARRANT OFFICERS	AIRMEN			ACADEMY CADETS
		Male	Female			Male	Female	Undis-tributed	
			WAF	Nurses and other Medical					
	OVERSEAS (PERMANENT PARTY) (Continued)								
	US AIR FORCES IN EUROPE								
September (1966)	57,910	6,852	59	421	73	50,299	206	-	-
December	58,229	6,719	61	396	59	50,801	193	-	-
March (1967)	57,198	6,403	64	379	54	50,112	186	-	-
June	57,358	6,312	80	394	53	50,334	185	-	-
	US AIR FORCE SECURITY SERVICE								
September (1966)	17,179	752	5	-	24	16,397	1	-	-
December	17,448	730	4	-	23	16,691	-	-	-
March (1967)	17,358	743	5	-	22	16,588	-	-	-
June	17,338	729	8	-	19	16,581	1	-	-
	US AIR FORCES SOUTHERN COMMAND								
September (1966)	2,505	491	-	2	2	2,010	-	-	-
December	2,518	493	-	2	2	2,021	-	-	-
March (1967)	2,665	491	-	2	2	2,170	-	-	-
June	2,709	496	-	1	1	2,210	1	-	-

Source: Personnel Data Systems Division, Randolph Air Force Base, Texas

TABLE 101 — USAF MILITARY PERSONNEL BY GRADE IN WHICH SERVING, BY COMPONENT, WORLD-WIDE AT END OF QUARTER — FY 1967

GRADE IN WHICH SERVING	TOTAL	REGULAR AIR FORCE	AIR FORCE RESERVE	AIR NATIONAL GUARD	US AIR FORCE
	30 SEPTEMBER 1966				
WORLD-WIDE - TOTAL (Incl USAFA Cadets)	897,778	826,661	67,582	190	3,345
USAFA CADET - TOTAL	3,111	-	-	-	3,111
WORLD-WIDE - TOTAL (Excl USAFA Cadets)	894,667	826,661	67,582	190	234
Commissioned and Warrant Officer - Total	131,293	63,692	67,195	187	219
Commissioned Officer - Total	129,369	62,122	66,896	186	165
General Officer - Total	429	427	-	2	-
General	12	12	-	-	-
Lieutenant General	38	38	-	-	-
Major General	164	163	-	1	-
Brigadier General	215	214	-	1	-
Colonel	5,923	5,777	118	23	5
Lieutenant Colonel	15,437	13,256	2,097	37	47
Major	24,059	13,139	10,849	36	35
Captain	43,429	20,650	22,670	82	27
First Lieutenant	26,568	6,810	19,740	6	12
Second Lieutenant	13,524	2,063	11,422	-	39
Warrant Officer - Total	1,924	1,570	299	1	54
Chief Warrant Officer, W-4	1,690	1,464	193	1	32
Chief Warrant Officer, W-3	231	106	105	-	20
Chief Warrant Officer, W-2	3	-	1	-	2
Airman - Total	763,374	762,969	387	3	15
Chief Master Sergeant	5,614	5,614	-	-	-
Senior Master Sergeant	11,167	11,167	-	-	-
Master Sergeant	40,323	40,307	16	-	-
Technical Sergeant	76,576	76,507	69	-	-
Staff Sergeant	147,080	146,979	100	1	-
Airman 1st Class	138,716	138,648	68	-	-
Airman 2nd Class	166,257	166,242	5	-	10
Airman 3rd Class	154,708	154,574	128	1	5
Airman Basic	22,933	22,931	1	1	-
	31 DECEMBER 1966				
WORLD-WIDE - TOTAL (Incl USAFA Cadets)	902,777	830,598	68,724	185	3,270
USAFA CADET - TOTAL	3,059	-	-	-	3,059
WORLD-WIDE - TOTAL (Excl USAFA Cadets)	899,718	830,598	68,724	185	211
Commissioned and Warrant Officer - Total	131,991	63,276	68,336	181	198
Commissioned Officer - Total	130,122	61,755	68,042	180	145
General Officer - Total	436	433	1	2	-
General	12	12	-	-	-
Lieutenant General	38	38	-	-	-
Major General	167	166	-	1	-
Brigadier General	219	217	1	1	-

TABLE 101 — USAF MILITARY PERSONNEL BY GRADE IN WHICH SERVING, BY COMPONENT, WORLD-WIDE AT END OF QUARTER FY 1967 (CONTINUED)

GRADE IN WHICH SERVING	TOTAL	REGULAR AIR FORCE	AIR FORCE RESERVE	AIR NATIONAL GUARD	US AIR FORCE
	31 DECEMBER 1966 (Continued)				
Commissioned and Warrant Officer (Continued)					
Commissioned Officer (Continued)					
Colonel	6,474	6,314	130	23	7
Lieutenant Colonel	16,733	14,195	2,453	40	45
Major	22,745	11,795	10,872	34	44
Captain	42,936	20,727	22,100	77	32
First Lieutenant	26,568	6,683	19,871	4	10
Second Lieutenant	14,230	1,608	12,615	-	7
Warrant Officer - Total	1,869	1,521	294	1	53
Chief Warrant Officer, W-4	1,642	1,421	189	1	31
Chief Warrant Officer, W-3	224	100	105	-	19
Chief Warrant Officer, W-2	3	-	-	-	3
Airman - Total	767,727	767,322	388	4	13
Chief Master Sergeant	5,443	5,443	-	-	-
Senior Master Sergeant	10,840	10,840	-	-	-
Master Sergeant	43,591	43,563	28	-	-
Technical Sergeant	79,611	79,540	71	-	-
Staff Sergeant	144,980	144,883	95	2	-
Airman 1st Class	148,986	148,917	68	1	-
Airman 2nd Class	167,363	167,352	3	-	8
Airman 3rd Class	152,186	152,058	123	-	5
Airman Basic	14,727	14,726	-	1	-
	31 MARCH 1967				
WORLD-WIDE - TOTAL (Incl USAFA Cadets)	903,321	828,804	71,192	175	3,150
USAF CADET - TOTAL	2,955	-	-	-	2,955
WORLD-WIDE - TOTAL (Excl USAFA Cadets)	900,366	828,804	71,192	175	195
Commissioned and Warrant Officer - Total	133,894	62,775	70,771	173	175
Commissioned Officer - Total	132,092	61,313	70,482	172	125
General Officer - Total	436	433	1	2	-
General	12	12	-	-	-
Lieutenant General	38	38	-	-	-
Major General	167	166	-	1	-
Brigadier General	219	217	1	1	-
Colonel	6,360	6,206	124	24	6
Lieutenant Colonel	16,788	14,291	2,426	39	32
Major	26,774	13,807	12,899	33	35
Captain	47,272	21,256	25,904	73	39
First Lieutenant	18,421	4,054	14,358	1	8
Second Lieutenant	16,041	1,266	14,770	-	5
Warrant Officer - Total	1,802	1,462	289	1	50
Chief Warrant Officer, W-4	1,587	1,368	188	1	30
Chief Warrant Officer, W-3	213	94	101	-	18
Chief Warrant Officer, W-2	2	-	-	-	2

TABLE 101 — USAF MILITARY PERSONNEL BY GRADE IN WHICH SERVING, BY COMPONENT, WORLD-WIDE AT END OF QUARTER — FY 1967 (CONTINUED)

GRADE IN WHICH SERVING	TOTAL	REGULAR AIR FORCE	AIR FORCE RESERVE	AIR NATIONAL GUARD	US AIR FORCE
	31 MARCH (Continued)				
Airman - Total	766,472	766,029	421	2	20
Chief Master Sergeant	5,318	5,318	-	-	-
Senior Master Sergeant	10,653	10,653	-	-	-
Master Sergeant	42,896	42,832	64	-	-
Technical Sergeant	78,668	78,582	86	-	-
Staff Sergeant	149,339	149,240	99	-	-
Airman 1st Class	160,567	160,503	63	1	-
Airman 2nd Class	165,814	165,801	2	-	11
Airman 3rd Class	140,061	139,945	107	-	9
Airman Basic	13,156	13,155	-	1	-
	30 JUNE 1967				
WORLD-WIDE - TOTAL (Incl USAFA Cadets)	897,494	821,214	72,577	154	3,549
USAFA CADET - TOTAL	3,361	-	-	-	3,361
WORLD-WIDE - TOTAL (Excl USAFA Cadets)	894,133	821,214	72,577	154	188
Commissioned and Warrant Officer - Total	135,485	62,897	72,276	151	161
Commissioned Officer - Total	133,775	61,481	72,023	150	121
General Officer - Total	431	428	1	2	-
General	12	12	-	-	-
Lieutenant General	37	37	-	-	-
Major General	165	164	-	1	-
Brigadier General	217	215	1	1	-
Colonel	6,510	6,354	127	24	5
Lieutenant Colonel	15,911	13,579	2,264	36	32
Major	30,704	16,803	13,838	31	32
Captain	44,301	18,567	25,633	56	45
First Lieutenant	17,572	3,894	13,675	1	2
Second Lieutenant	18,346	1,856	16,485	-	5
Warrant Officer - Total	1,710	1,416	253	1	40
Chief Warrant Officer, W-4	1,525	1,327	170	1	27
Chief Warrant Officer, W-3	183	89	83	-	11
Chief Warrant Officer, W-2	2	-	-	-	2
Airman - Total	758,648	758,317	301	3	27
Chief Master Sergeant	6,453	6,453	-	-	-
Senior Master Sergeant	13,017	13,017	-	-	-
Master Sergeant	42,140	42,077	63	-	-
Technical Sergeant	80,909	80,823	86	-	-
Staff Sergeant	147,376	147,279	96	1	-
Airman 1st Class	173,455	173,400	53	1	1
Airman 2nd Class	160,139	160,123	2	-	14
Airman 3rd Class	119,891	119,878	1	1	11
Airman Basic	15,268	15,267	-	-	1

Source: Personnel Data Systems Division, Randolph AFB, Texas

TABLE 102 — USAF REGULAR COMMISSIONED OFFICERS BY GRADE IN WHICH SERVING, BY CONTROL BRANCH, WORLD-WIDE — FY 1967

CONTROL BRANCH BY DATE	TOTAL	GENERALS	COLONELS	LIEUTENANT COLONELS	MAJORS	CAP-TAINS	FIRST LIEUTENANTS	SECOND LIEUTENANTS
31 DECEMBER (1966) - TOTAL . . .	61755	433	6314	14195	11795	20727	6683	1608
Nurse Corps	765	-	7	101	203	419	35	-
Chaplain Corps	570	2	44	205	147	172	-	-
Dental Corps	687	1	67	215	171	233	-	-
Medical Corps	1060	18	218	196	304	324	-	-
Medical Service Corps . . .	649	-	69	136	149	221	58	16
Veterinary Corps	126	-	14	45	22	45	-	-
Medical Specialist Corps . .	317	-	10	35	66	160	44	2
Women in the Air Force . . .	209	-	1	32	72	79	24	1
Other Air Force Male	57372	412	5884	13230	10661	19074	6522	1589
30 JUNE (1967) - TOTAL	61481	428	6354	13579	16803	18567	3894	1856
Nurse Corps	746	-	8	95	319	324	-	-
Chaplain Corps	566	2	48	198	208	110	-	-
Dental Corps	687	1	73	204	240	169	-	-
Medical Corps	1024	18	216	183	379	228	-	-
Medical Services Corps . . .	653	-	72	129	187	225	31	9
Veterinary Corps	124	-	14	43	37	30	-	-
Medical Specialist Corps . .	321	-	8	35	100	153	19	6
Women in the Air Force . . .	200	-	1	30	75	82	12	-
Other Air Force Male	57160	407	5914	12662	15258	17246	3832	1841

Source: Personnel Data Systems Division, Randolph Air Force Base, Texas.

TABLE 103 — USAF FEMALE PERSONNEL BY TYPE, BY GRADE IN WHICH SERVING WORLD-WIDE — 30 JUN 1967

TYPE OF PERSONNEL BY GRADE	TOTAL	WOMEN IN THE AIR FORCE	AIR FORCE NURSE CORPS	OTHER MEDICAL
TOTAL	9,858	5,950	3,678	230
Officer - Total	4,670	762	3,678	230
Colonel	10	1	8	1
Lieutenant Colonel	171	33	128	10
Major	796	153	608	35
Captain	1,512	253	1,177	82
First Lieutenant	1,385	138	1,178	69
Second Lieutenant	796	184	579	33
Airman - Total	5,188	5,188	-	-
Chief Master Sergeant	5	5	-	-
Senior Master Sergeant	17	17	-	-
Master Sergeant	121	121	-	-
Technical Sergeant	241	241	-	-
Staff Sergeant	473	473	-	-
Airman 1st Class	1,209	1,209	-	-
Airman 2nd Class	1,143	1,143	-	-
Airman 3rd Class	1,776	1,776	-	-
Airman Basic	203	203	-	-

Source: Personnel Data Systems Division Randolph AFB, Texas

TABLE 104 — USAF MILITARY PERSONNEL SUGGESTION PROGRAM AWARDS BY COMMAND, WORLD-WIDE — FY 1967

(Basic authority is provided in PL. 89-198 which was effective 28 September 1965)

COMMANDS	SUGGESTIONS		CASH AWARDS	FIRST YEAR ESTIMATED NET BENEFITS a/
	Received	Adopted		
WORLD-WIDE - TOTAL	186,665	25,945	$ 856,390	$ 46,771,115
CONTINENTAL US - TOTAL	163,240	22,586	706,455	42,124,150
Aero Chart and Information Center	45	3	510	9,840
Air Defense Command	11,985	1,926	57,650	2,152,470
Air Force Accounting and Finance Center	31	5	70	-
Air Force Communications Service	3,520	397	6,045	141,615
Air Force Logistics Command	3,795	640	16,380	309,290
Air Force Systems Command	4,206	862	49,840	1,689,000
Air Training Command	16,203	2,412	68,010	1,283,885
Air University	744	201	4,640	174,895
Continental Air Command	404	42	935	10,800
Headquarters Command, USAF	3,410	385	5,145	32,810
Headquarters US Air Force	84	15	4,075	36,000
Military Airlift Command	15,069	1,694	55,085	3,445,070
Office of Aerospace Research	217	28	2,365	43,005
Strategic Air Command	63,600	8,986	237,795	16,896,505
Tactical Air Command	28,426	2,931	155,360	15,267,845
United States Air Force Academy	375	47	1,590	19,710
USAF Security Service	11,126	2,012	40,960	611,410
OVERSEAS - TOTAL	23,425	3,359	149,935	4,646,965
Alaskan Air Command	3,125	584	11,325	138,235
Pacific Air Force	9,193	1,280	66,330	2,159,295
US Air Forces in Europe	10,860	1,463	70,700	2,328,535
USAF Southern Command	247	32	1,580	20,900

a/ Tangible benefits cannot be estimated in all instances as many result in intangible benefits such as morale, safety, or welfare, or improved operations.

Source: Employee Programs Division, Directorate of Civilian Personnel, DCS/Personnel.

TABLE 105 — USAF OFFICERS BY AERONAUTICAL RATING, ON FLYING STATUS, BY GRADE IN WHICH SERVING, WORLD-WIDE, AT END OF QUARTEP — FY 1967

AERONAUTICAL RATING AND GRADE	30 SEPTEMBER 1966	31 DECEMBER 1966	31 MARCH 1967	30 JUNE 1967
PILOT - TOTAL	44246	44054	43730	42989
General	365	367	366	364
Colonel	3770	4143	4065	4168
Lieutenant Colonel	8191	8726	8753	8254
Major	10973	10304	12520	14534
Captain	15308	14679	13531	11395
First Lieutenant	4821	4856	3567	3693
Second Lieutenant	818	979	928	581
Warrant Officer	-	-	-	-
NAVIGATOR/OBSERVER - TOTAL	18358	18288	18143	17787
General	1	1	1	1
Colonel	314	356	349	362
Lieutenant Colonel	1622	1890	1886	1817
Major	3796	3747	4734	5701
Captain	9192	9040	9024	7839
First Lieutenant	3017	2847	1746	1726
Second Lieutenant	416	407	403	341
Warrant Officer	-	-	-	-
FLIGHT SURGEON a/ - TOTAL	533	557	581	577
General	15	16	17	16
Colonel	162	198	194	195
Lieutenant Colonel	145	130	132	123
Major	134	116	137	146
Captain	77	97	101	97
First Lieutenant	-	-	-	-
Second Lieutenant	-	-	-	-
Warrant Officer	-	-	-	-

a/ Excludes Flight Medical Officers, Flight Nurses and other non-rated personnel with an aeronautical rating.

Source: Personnel Data Systems Division, Randolph Air Force Base, Texas.

TABLE 106 — USAF OFFICERS BY AERONAUTICAL STATUS, WORLD-WIDE, AT END OF QUARTER — FY 1967

RATING AND DESIGNATION	30 SEP 1966	31 DEC 1966	31 MAR 1967	30 JUN 1967
TOTAL	68,424	68,151	67,857	67,447
RATED - TOTAL	63,137	62,899	62,454	61,353
Pilot - Total	44,246	44,054	43,730	42,989
Command	16,882	16,630	16,507	16,051
Senior	16,084	16,054	15,949	15,716
Pilot	11,280	11,370	11,274	11,222
Navigator - Total	17,778	17,720	17,589	17,256
Master	3,240	3,208	3,198	3,127
Senior	6,543	6,706	6,767	6,872
Navigator	7,995	7,806	7,624	7,257
Aircraft Observer - Total	580	568	554	531
Master	114	111	110	125
Senior	353	343	333	310
Aircraft Observer	113	114	111	96
Flight Surgeon - Total	533	557	581	577
Chief	103	101	100	95
Senior	129	129	130	127
Flight Surgeon	301	327	351	355
NON-RATED - TOTAL	5,287	5,252	5,403	6,094
Aeronautical Designation - Total	888	992	994	1,014
Flight Medical Officer	348	438	465	473
Flight Nurse	540	554	529	541
Other - Total	4,399	4,260	4,409	5,080

Source: Personnel Data Systems Division, Randolph Air Force Base, Texas.

[redacted]

TABLE 107 — USAF OFFICERS BY AERONAUTICAL RATING ON FLYING STATUS, BY COMMAND, WORLD-WIDE — 30 JUN 1967

COMMAND	TOTAL	PILOTS	NAVIGATORS AND OBSERVERS	OTHER
TOTAL	67447	42989	17787	6671
PERMANENT PARTY - TOTAL	58258	39760	16293	2205
CONTINENTAL US - TOTAL	41600	27155	12864	1581
Aeronautical Chart and Information Center	21	14	7	-
USAF Academy	351	230	108	13
Air Defense Command	3358	2298	894	166
Air Force Accounting and Finance Center	12	9	3	-
Air Training Command	3748	2987	609	152
Air University	978	652	310	16
Continental Air Command	210	180	25	5
Air Force Communications Service	272	186	84	2
Headquarters US Air Force	1823	1515	272	36
Headquarters Command USAF	1998	1522	393	83
Air Force Logistics Command	742	524	156	62
Military Airlift Command	5474	3766	1454	254
Office of Aerospace Research	81	48	26	7
Strategic Air Command	14047	6957	6807	283
Air Force Systems Command	2519	1524	677	318
Tactical Air Command	5852	4677	998	177
USAF Security Service	114	66	41	7
OVERSEA - TOTAL	16658	12605	3429	624
Alaskan Air Command	314	228	52	34
Air Defense Command	93	65	23	5
US Air Forces in Europe	2965	2392	440	133
Air Force Logistics Command	67	48	19	-
Aeronautical Chart and Information Center	8	5	3	-
Air Force Systems Command	131	90	39	2
Air Training Command	7	6	1	-
Air University	4	1	3	-
USAF Southern Command	321	272	45	4
Headquarters Command USAF	1461	1168	274	19
Military Airlift Command	1791	1238	409	144
Pacific Air Forces	8324	6468	1599	257
Strategic Air Command	769	417	335	17
Tactical Air Command	32	26	6	-
USAF Security Service	82	48	25	9
Office of Aerospace Research	9	9	-	-
Air Force Communications Service	280	124	156	-
PIPELINE - TOTAL	9189	3229	1494	4466

Source: Personnel Data Systems Division, Randolph Air Force Base, Texas.

[redacted]

TABLE 108 — USAF OFFICERS ON FLYING STATUS BY AERONAUTICAL RATING, BY AGE, WORLD-WIDE SEMIANNUALLY — DEC 1966 AND JUN 1967

AGE GROUP	31 DECEMBER 1966				30 JUNE 1967			
	Total	Pilot	Navigators And Observers	Flight Surgeons a/	Total	Pilot	Navigators And Observers	Flight Surgeons a/
TOTAL	62,899	44,054	18,288	557	61,353	42,989	17,787	577
20 Through 24 - Total	3,076	2,124	952	-	2,915	2,035	880	-
25 Through 29 - Total	12,476	6,930	5,506	40	12,254	7,133	5,081	40
30 Through 34 - Total	14,963	9,703	5,168	92	13,837	8,711	5,018	108
35 Through 39 - Total	11,390	8,410	2,872	108	12,227	8,935	3,173	119
40 Through 44 - Total	9,679	7,672	1,892	115	8,571	6,736	1,727	108
45 Through 49 - Total	9,599	7,859	1,645	95	9,515	7,833	1,582	100
50 Through 54 - Total	1,628	1,308	252	68	1,950	1,558	326	66
55 Through 59 - Total	87	48	1	38	83	48	-	35
60 and Older - Total	1	-	-	1	1	-	-	1

a/ Excludes Flight Medical Officers, Flight Nurses and other non-rated personnel with an aeronautical rating.

Source: Personnel Data Systems Division, Randolph Air Force Base, Texas.

[redacted]

TABLE 109 — ASSIGNED USAF OFFICERS BY OCCUPATIONAL FIELD BASED ON DUTY SPECIALTY, WORLD—WIDE — 30 JUN 1967

OCCUPATIONAL FIELD	ASSIGNED		
	Total	Permanent Party	Students
TOTAL	134816	118689	16127
Commander and Director	4162	4119	43
Pilot and Navigator Observer	43539	40489	3050
Aircraft Control	590	586	4
Weapons Director	3560	3438	122
Missile Operations	3485	3348	137
Safety	857	844	13
Weather	2335	1844	491
Scientific	1739	1411	328
Research and Development Management	691	626	65
Development Engineering	5433	4438	995
Communications - Electronics	6041	4671	1370
Missile	621	591	30
Avionics/Munitions	1043	926	117
Aircraft Maintenance	4725	3885	840
Motor Vehicle Maintenance	170	166	4
Civil Engineering	2324	2076	248
Cartography	202	185	17
Transportation	1185	1150	35
Logistics	801	760	41
Supply Services	665	658	7
Procurement Management	1743	1592	151
Financial	1854	1736	118
Statistical	1555	1430	125
Administrative Services	4044	3934	110
Photographic	326	249	77
Information	910	891	19
Personnel	2976	2873	103
Manpower Management	942	831	111
Education and Training	2344	2233	111
Air Police	1019	1006	13
Intelligence	4082	3466	616
Special Investigations	969	907	62
Legal	1269	1250	19
Chaplain	1153	1144	9
Medical	13063	12019	1044
Supply Management	3137	3043	94
SYS Program Management	580	538	42
Fuel	251	249	2
All Other a/ - Total	8431	3087	5344

a/ 30 June 1967 data on General Officer, Reporting Codes, Pipeline (Patient), non-chargables, and unalloted Officer-Occupational Fields are not available.

Source: Personnel Data Systems Division, Randolph Air Force Base, Texas.

[redacted]

TABLE 110 — AUTHORIZED AND ASSIGNED PERMANENT PARTY AIRMEN BY CONTROL AF SPECIALTY WITHIN CAREEP FIELD, BY SKILL LEVEL WORLD-WIDE, SEMIANNUALLY — 31 DEC 1966 AND 30 JUN 1967

DATE, CATEGORY, AND CAREER FIELD	TOTAL		SKILL LEVEL STATUS									
			Unskilled (1)		Semi-Skilled (3)		Skilled (5)		Advanced (7)		Superintendent (9)	
	Authorized	Assigned	Authorized	Assigned	Authorized	Assigned	Authorized	Assigned	Authorized	Assigned	Authorized	Assigned
31 DECEMBER 1966 - TOTAL	681524	685884	27	348	172827	199112	350885	282346	133735	180028	24050	24050
HIGHLY TECHNICAL - TOTAL	327043	325252	10	37	63389	88019	169129	126437	79073	94815	15442	15944
First Sergeant	2423	2063	-	-	-	-	-	-	-	-	2423	2063
Intelligence	10994	9924	-	4	2411	2598	6109	4400	2179	2597	295	325
Weather	5032	4948	-	-	1191	813	2359	2549	1225	1359	257	227
Aerospace Control Systems Operations	25001	24647	-	11	4044	6068	12684	8407	7193	9033	1080	1128
Communications Operations	30504	32039	10	4	7343	7084	17994	15661	4293	8393	864	897
Communications-Electronics Systems	54780	55317	-	1	6695	14685	32495	23995	13346	14401	2244	2235
Missile Electronic Maintenance	6516	7129	-	-	733	980	2974	2559	2320	3073	489	517
Armament Systems Maintenance and Oper	16736	16729	-	1	4033	2719	6665	6114	5221	6815	817	1080
Training Devices	2933	3126	-	-	114	515	1948	1412	756	1084	115	115
Aircraft Accessory Maintenance	34171	31913	-	8	7609	8897	19003	13529	7002	8792	557	687
Aircraft Maintenance	109276	109194	-	4	22118	33439	53658	39534	28114	30540	5386	5677
Missile Maintenance	3969	3872	-	-	656	530	1817	1363	1301	1742	195	237
Munitions and Weapons Maintenance	20074	20108	-	2	4591	8304	10899	6640	3999	4614	585	548
Education and Training	4514	4122	-	2	1851	1375	488	262	2048	2285	127	198
Interim AFSC	120	121	-	-	-	12	36	12	76	87	8	10
TECHNICAL - TOTAL	140574	141494	3	94	30465	40327	77219	55533	27982	40571	4905	4969
Photomapping	3367	3603	-	1	352	792	2366	1812	604	942	45	56
Safety	855	796	-	-	30	120	225	174	556	458	44	44
Wire Communications Systems Maintenance	8898	10291	-	1	1550	2603	5645	4573	1501	2898	202	216
Intricate Equipment Maintenance	2557	2539	-	-	443	896	1525	966	551	641	38	36
Metal Working	9012	9225	-	4	2064	2969	5372	3884	1400	2183	176	185
Procurement	1522	1453	-	3	50	259	781	486	582	630	109	75
Accounting and Finance and Auditing	7367	7628	-	3	1473	2378	3856	2937	1714	1985	324	325
Data Systems	8036	8176	-	1	1433	1888	3668	3259	2451	2551	484	477
Administrative	48054	47836	-	55	10748	15939	29297	18689	6947	12038	1062	1115
Information	1718	1846	-	2	474	916	562	375	615	494	67	59
Personnel	18048	18058	3	6	3193	4896	8305	4796	5039	6827	1508	1533
Special Investigations	963	914	-	-	260	125	-	-	642	739	61	50
Medical	23399	22560	-	16	6150	4985	12312	10755	4300	6169	637	635
Aircrew Protection	3594	3318	-	1	1224	830	1633	1383	651	1025	86	79
Dental	3184	3251	-	1	1021	731	1672	1444	429	991	62	84

DOWNGRADED AT 3 YEAR INTERVALS;
DECLASSIFIED AFTER 12 YEARS.
DOD DIR. 5200.10

[redacted]

310-159 O - 68 - 20

[redacted]

TABLE 110 — AUTHORIZED AND ASSIGNED PERMANENT PARTY AIRMEN BY CONTROL AF SPECIALTY WITHIN CAREER FIELD, BY SKILL LEVEL WORLD-WIDE, SEMIANNUALLY — 31 DEC 1966 AND 30 JUN 1967 (CONTINUED)

DATE, CATEGORY, AND CAREER FIELD	TOTAL		SKILL LEVEL STATUS									
			Unskilled (1)		Semi-Skilled (3)		Skilled (5)		Advanced (7)		Superintendent (9)	
	Authorized	Assigned	Authorized	Assigned	Authorized	Assigned	Authorized	Assigned	Authorized	Assigned	Authorized	Assigned
SEMI-TECHNICAL - TOTAL	213907	219138	14	217	78973	70766	104537	100376	26680	44642	3703	3137
Photographic	4522	4614	-	4	1052	1783	2600	1865	785	901	85	61
Motor Vehicle Maintenance	9337	10759	5	24	2616	4026	5417	4583	1105	1989	194	137
Civil Engineering Mechanical/Electrical	14162	14569	-	3	3396	3739	8653	7367	1913	3314	200	146
Civil Engineering Structural/Pavements	17316	17947	4	36	7396	8246	7448	6592	2096	2845	372	228
Civil Engineering Sanitation	1977	2025	3	5	854	675	939	1097	159	241	22	7
Fire Protection	9965	10609	-	24	3866	3543	5252	4989	746	1959	101	94
Fabric, Leather and Rubber	2565	2510	-	-	726	626	1486	1159	347	709	6	16
Marine	198	266	-	-	26	38	108	141	61	83	3	4
Transportation	26658	29331	-	19	9936	12005	13211	12017	3129	4976	382	314
Supply Services	3342	3723	-	4	1116	949	1456	1653	661	1026	109	91
Food Services	14539	16405	-	14	5262	3860	7004	8647	1974	3655	299	229
Fuel Services	10269	10508	-	9	3512	3884	5589	4717	1010	1764	158	134
Supply	50286	48716	1	31	14808	13032	25203	21537	8871	12860	1403	1256
Printing	1308	1490	-	3	301	464	799	617	191	389	17	17
Special Services	2571	2869	1	3	853	997	1256	1178	430	662	31	29
Band	1695	1786	-	-	645	511	649	756	349	458	52	61
Air Police	43197	41011	-	38	22608	12388	17467	21461	2853	6811	269	313
30 JUNE 1967 - TOTAL	679328	694974	56	431	171772	177150	348977	307405	135769	183171	22754	26817
HIGHLY TECHNICAL - TOTAL	328480	338364	8	55	64868	80116	169005	143431	80971	97402	13628	17360
First Sergeant	2404	2243	-	-	-	-	-	-	1883	475	521	1768
Intelligence	11319	10506	-	5	2343	2967	6432	4511	2236	2676	308	347
Weather	4963	4966	-	-	1074	687	2416	2694	1221	1337	252	248
Aerospace Control Systems Operations	24507	24903	2	16	3988	4944	12382	9671	7048	9043	1087	1229
Communications Operations	30428	31428	6	9	7113	6410	17922	15674	4499	8384	888	951
Communications-Electronics Systems	55622	58603	-	5	7166	13891	32548	26937	13615	15240	2293	2530
Missile Electronic Maintenance	6564	7020	-	2	729	1106	3043	2409	2323	2936	469	567
Armament Systems Maintenance and Oper	16154	17219	-	-	4050	3207	6364	6120	4959	6693	781	1199
Training Devices	2977	3159	-	2	122	490	1959	1404	776	1116	120	147
Aircraft Accessory Maintenance	33701	34286	-	2	7707	8676	18534	15500	6902	9275	558	833
Aircraft Maintenance	110108	113801	-	10	23044	28358	53694	47790	27989	31304	5381	6339
Missile Maintenance	3827	3822	-	-	611	584	1769	1360	1255	1628	192	250
Munitions and Weapons Maintenance	21151	22001	-	1	5020	7420	11417	9037	4097	4853	617	690
Education and Training	4629	4292	-	3	1901	1363	488	313	2088	2366	152	247
Interim AFSC	126	115	-	-	-	13	37	11	80	76	9	15

DOWNGRADED AT 3 YEAR INTERVALS;
DECLASSIFIED AFTER 12 YEARS.
DOD DIR. 5200.10

[redacted]

TABLE 110 — AUTHORIZED AND ASSIGNED PERMANENT PARTY AIRMEN BY CONTROL AF SPECIALTY WITHIN CAREER FIELD, BY SKILL LEVEL, WORLD-WIDE, SEMIANNUALLY — 31 DEC 1966 AND 30 JUN 1967 (CONTINUED)

DATE, CATEGORY, AND CAREER FIELD	TOTAL		SKILL LEVEL STATUS									
			Unskilled (1)		Semi-Skilled (3)		Skilled (5)		Advanced (7)		Superintendent (9)	
	Authorized	Assigned	Authorized	Assigned	Authorized	Assigned	Authorized	Assigned	Authorized	Assigned	Authorized	Assigned
TECHNICAL - TOTAL	139569	141605	19	148	29965	37163	75977	57799	28325	40856	5283	5639
Photomapping	3296	3659	-	1	334	761	2329	1850	590	985	43	62
Safety	868	832	-	-	38	137	217	174	561	466	52	55
Wire Communications Systems Maintenance	8846	10341	-	1	1584	2331	5604	4891	1471	2891	187	227
Intricate Equipment Maintenance	2589	2871	-	1	457	922	1530	1221	563	675	39	52
Metal Working	9071	9579	-	12	2214	2610	5295	4482	1378	2261	184	214
Procurement	1492	1465	2	-	52	220	770	528	563	616	105	101
Accounting and Finance and Auditing	7354	7675	1	7	1562	2499	3749	2849	1711	1982	331	338
Data Systems	8036	8371	1	2	1394	1765	3667	3472	2476	2612	498	520
Administrative	47242	46235	5	97	10173	14422	28993	18260	7021	12213	1050	1243
Information	1693	1998	-	2	454	949	559	468	607	517	73	62
Personnel	17646	17494	2	11	3047	4039	7457	5024	5278	6606	1862	1814
Special Investigations	961	958	-	-	263	224	-	-	636	679	62	55
Medical	23587	23561	7	14	6134	5027	12465	11502	4338	6308	643	710
Aircrew Protection	3630	3463	-	-	1242	850	1643	1473	661	1042	84	98
Dental	3258	3103	1	-	1017	407	1699	1605	471	1003	70	88
SEMI-TECHNICAL - TOTAL	211279	215005	29	228	76939	59871	103995	106175	26473	44913	3843	3818
Photographic	4564	4731	1	3	1089	1647	2616	2099	775	909	83	73
Motor Vehicle Maintenance	8846	10554	4	21	2457	3480	5130	4870	1060	2028	195	155
Civil Engineering Mechanical/Electrical	13817	14959	1	7	3217	3762	8405	7638	1967	3347	227	205
Civil Engineering Structural/Pavements	16886	18402	2	33	7080	7339	7276	7752	2127	2995	401	283
Civil Engineering Sanitation	2005	2037	2	4	841	619	954	1153	179	246	29	15
Fire Protection	9555	10361	-	7	3601	3031	5127	5221	735	1992	92	110
Fabric, Leather and Rubber	2504	2625	-	-	724	525	1450	1351	323	730	7	19
Marine	204	234	-	-	29	33	106	125	65	71	4	5
Transportation	27208	28682	9	50	10138	9616	13482	13619	3175	5009	404	388
Supply Services	3130	3494	-	3	969	537	1441	1839	608	1013	112	102
Food Services	14579	15122	5	8	5188	3193	7119	7996	1964	3637	303	288
Fuel Services	10270	10129	-	5	3520	2404	5594	5680	1002	1880	154	160
Supply	49160	47939	1	30	14416	10668	24626	23081	8703	12664	1414	1496
Printing	1273	1568	-	-	304	435	765	723	187	390	17	20
Special Services	2497	2809	1	4	824	901	1223	1189	416	681	33	34
Band	1695	1713	-	-	645	325	649	849	348	476	53	63
Air Police	43086	39646	3	53	21897	11356	18032	20990	2839	6845	315	402

Source: Personnel Data Systems Division, Randolph AFB, Texas.

DOWNGRADED AT 3 YEAR INTERVALS; DECLASSIFIED AFTER 12 YEARS. DOD DIR. 5200.10

TABLE 111 — REGULAR USAF OFFICERS SELECTED FOR PERMANENT PROMOTIONS, WORLD—WIDE — FY 1967

(All data reflect officers selected for promotion. The actual number promoted would be somewhat less, due to deaths, resignations, retirements, etc. The date indicated is that of the Selection Board reports and does not necessarily reflect the date of the actual promotions. Selections, with the exception of Lieutenants, are made annually by Headquarters, USAF Selection Boards. Second Lieutenants are promoted in accordance with Section 8298, Title 10, USC, and AFR 36-11, dated 9 August 1963.)

GRADE TO WHICH PROMOTED	OFFICERS SELECTED	GRADE TO WHICH PROMOTED	OFFICERS SELECTED	GRADE TO WHICH PROMOTED	OFFICERS SELECTED
TOTAL	9917	Lieutenant Colonel - Total	1523	Captain - Total	2352
LINE - TOTAL	9292	Line	1415	Line	2165
OTHER THAN LINE - TOTAL	625	Other Than Line	108	Other Than Line	187
Colonel - Total	633	Major - Total	3050	First Lieutenant - Total	2359
Line	587	Line	2798	Line	2327
Other Than Line	46	Other Than Line	252	Other Than Line	32

Source: Personnel Data Systems Division, Randolph Air Force Base, Texas.

TABLE 112—TEMPORARY PROMOTIONS OF USAF OFFICERS TO GENERAL OFFICERS BY GRADE TO WHICH PROMOTED WORLD—WIDE — FY 1967

(Table below indicates the number of actual promotions by quarter in which promoted for the periods covered. Temporary promotions covered both regular and nonregular officers.)

QUARTER	TOTAL	GENERAL	LIEUTENANT GENERAL	MAJOR GENERAL	BRIGADIER GENERAL
TOTAL	112	6	12	37	57
First Quarter (1 July 1966 through 30 Sep 1966)	56	5	6	17	28
Second Quarter	21		1	8	12
Third Quarter (1 Jan 1967 through 31 Mar 1967)	16	1	2	5	8
Fourth Quarter	19		3	7	9

Source: Personnel Data Systems Division, Randolph Air Force Base, Texas.

TABLE 113 — USAF OFFICERS SELECTED FOR TEMPORARY PROMOTIONS, WORLD—WIDE — FY 1967

(Selections made by Selection Boards do not necessarily mean actual promotions, as cancellations may be made because of normal attritions, etc. The table includes both regular and nonregular officers. Temporary promotion to Captain of Judge Advocate and Chaplain First Lieutenants who entered extended active duty on or after 1 April 1964 and Veterinary Corps First Lieutenants, and temporary promotions of all Second Lieutenants to First Lieutenant are not included in the table as such promotions were not accomplished by action of a selection board.

GRADE TO WHICH SELECTED	OFFICERS SELECTED	GRADE TO WHICH SELECTED	OFFICERS SELECTED
TOTAL	23275	Major - Total	11191
LINE	21688	Line	10348
OTHER THAN LINE	1587	Other Than Line	843
Colonel - Total	1527		
Line	1344		
Other Than Line	183	Captain - Total	7830
Lieutenant Colonel - Total	2727	Line	7499
Line	2497		
Other Than Line	230	Other Than Line	331

Source: Personnel Data Systems Division, Randolph Air Force Base, Texas.

TABLE 114 — PROMOTIONS OF TOP SIX GRADE AIRMEN BY FISCAL YEAR — FY 1963 THRU FY 1967

GRADE TO WHICH PROMOTED	FISCAL YEAR				
	1963	1964	1965	1966	1967
TOTAL	96074	87800	84420	162338	157686
Chief Master Sergeant (E-9)	1681	700	821	781	1556
Senior Master Sergeant (E-8)	3107	2000	2243	2635	4542
Master Sergeant (E-7)	7435	5800	7343	13365	9826
Technical Sergeant (E-6)	11278	10300	11659	29332	17951
Staff Sergeant (E-5)	19361	17100	19215	37885	26583
Airman First Class (E-4)	53212	51900	43139	78340	97228

Source: Personnel Data Systems Division, Randolph AFB, Texas.

TABLE 115 — GAINS AND LOSSES OF USAF OFFICERS TO THE ACTIVE MILITARY STRENGTH WORLD-WIDE - FY 1967

ITEM DESCRIPTION	TOTAL	COMMISSIONED OFFICERS			WARRANT OFFICERS	
		MALE	WAF	AFN/MS	MALE	WAF
	GAINS					
TOTAL	17213	16179	137	896	1	-
To EAD from AFRES (Initial Tour)	8809	7911	1	896	1	-
To EAD from AFRES (Second or Subsequent Tour)	92	91	1	-	-	-
To EAD from ANG (Initial Tour)	4	4	-	-	-	-
To EAD from ANG (Second or Subsequent Tour)	6	6	-	-	-	-
To EAD from Retired Status	3	3	-	-	-	-
Commissioned in Regular Air Force	14	14	-	-	-	-
Commissioned from USMA, USNA, USAFA	538	538	-	-	-	-
To Warrant Officer from Commissioned Officer Status (Applies to Reserve Officers Released under 20/10)	-	-	-	-	-	-
Commissioned Officers from Enlisted Status	6	6	-	-	-	-
Transferred from Army or Navy	5	5	-	-	-	-
Commissioned from OTS through AECP	363	361	2	-	-	-
Commissioned from OTS (not AECP)	7371	7238	133	-	-	-
Unknown	2	2	-	-	-	-
	LOSSES					
TOTAL	12427	11283	72	664	408	-
Resigned - Hardship	64	63	-	1	-	-
Resigned - Completion of Required Service	1432	1413	2	17	-	-
Resigned - Regular Officer Enlistment in Regular Establishment	7	7	-	-	-	-
Resigned - Withdrawal of Ecclesiastical Indorsement	3	3	-	-	-	-
Resigned - To Attend School	33	33	-	-	-	-
Resigned - Substandard Performance	27	21	-	6	-	-
Resigned - Homosexuality (Class II)	12	12	-	-	-	-
Resigned - Homosexuality (Class III)	10	10	-	-	-	-
Resigned - Unfitness or Unacceptable Conduct	24	19	-	5	-	-
Resigned - In Lieu of Courts-Martial	22	18	-	4	-	-
Resigned - Unqualified or Other Reasons	266	253	5	8	-	-
Resigned - Discharged Under Honorable General Conditions	1	1	-	-	-	-
Discharged - Substandard Performance of Duty (Voluntary)	-	-	-	-	-	-
Discharged - Unfitness (Voluntary)	9	8	-	1	-	-
Discharged - Marriage (Voluntary)	43	-	7	36	-	-
Discharged - Pregnancy (Voluntary)	28	-	6	22	-	-
Discharged - Parenthood - Minor Children (Voluntary)	4	-	1	3	-	-
Discharged - Failure of Selection of Permanent Promotion (Voluntary)	31	29	1	1	-	-
Discharged - Homosexuality Class II (Board Action or in Lieu of)	2	2	-	-	-	-
Discharged - Homosexuality Class III (Board Action or in Lieu of)	-	-	-	-	-	-
Discharged - Unfitness (Board Action or in Lieu of)	-	-	-	-	-	-
Discharged - Substandard Performance of Duty (Board Action or in Lieu of)	22	22	-	-	-	-
Discharged - Pregnancy (Board Action)	216	-	23	193	-	-
Discharged - Parenthood - Minor Children (Board Action)	11	-	2	9	-	-
Voluntary Release from EAD-To Enlist in Regular Establishment	1	1	-	-	-	-
Voluntary Release from EAD-Hardship	54	50	-	4	-	-
Voluntary Release from EAD-Completion of Required Service	1936	1889	4	43	-	-
Voluntary Release from EAD-Revert to WO Status	-	-	-	-	-	-
Voluntary Release from EAD-To attend School	78	76	-	2	-	-
Expiration of AD Committment - Other	223	217	-	6	-	-
Expiration of AD Committment - Established Date of Separation	1537	1320	-	217	-	-
Failure of Selection for Promotion - Permanent - Reserve	36	35	-	1	-	-
Failure of Selection for Promotion - Temporary	264	261	2	1	-	-

TABLE 115 — GAINS AND LOSSES OF USAF OFFICERS TO THE ACTIVE MILITARY STRENGTH WORLD-WIDE - FY 1967 (Continued)

ITEM DESCRIPTION	TOTAL	COMMISSIONED OFFICER			WARRANT OFFICER	
		MALE	WAF	AFN/MS	MALE	WAF
	LOSSES (Continued)					
Disapproval of Requests for Extension of EAD	1	1	-	-	-	-
Less than 12 Months Retainability	78	76	-	2	-	-
Strength Adjustment	-	-	-	-	-	-
Selected for Demotion - Not Demotable	-	-	-	-	-	-
Under Sentence to Dismissal - Awaiting Review	-	-	-	-	-	-
Project 20-10	-	-	-	-	-	-
Directed by Secretary - Unfitness	-	-	-	-	-	-
Directed by Secretary - Substandard Performance	-	-	-	-	-	-
Directed by Secretary - Convenience of Government	-	-	-	-	-	-
Revert to Retired List	-	-	-	-	-	-
Discharged - Physical Disability - Entitled to Severance Pay	99	89	3	7	-	-
Discharged - Physical Disability - Not Entitled to Severance Pay	57	46	-	11	-	-
Vacation of Appointment to Accept Civil Office	-	-	-	-	-	-
Dropped from Rolls - Conviction and Confinement by Civil Authorities	-	-	-	-	-	-
20 Year Active Service Career	36	36	-	-	-	-
Dropped from Rolls - Missing or POW	-	-	-	-	-	-
Deaths - All Causes	400	387	1	4	8	-
Directed by Hq USAF	33	33	-	-	-	-
Voluntary Retirement (20 Year Reserve Career Program)	1188	1126	-	6	56	-
Permanent Disability Retirement (20 Year Reserve Career Program)	220	196	1	2	21	-
Voluntary Retirement (20 Years Active Service or More)	2283	2055	6	12	210	-
Permanent Disability Retirement (20 Years Active Service or More)	352	306	1	5	40	-
Retirement - Permanent by Reason of Physical Disability	246	219	1	5	21	-
Retirement - Placed on Temporary Disability Retired List	144	125	2	12	5	-
Retirements - All Other	894	825	4	18	47	-

Source: Personnel Data Systems Division, Randolph Air Force Base, Texas.

TABLE 116 — GAINS, LOSSES AND STATUS CHANGES OF AIRMEN TO USAF ACTIVE MILITARY STRENGTH WORLD-WIDE — FY 1967

ITEM DESCRIPTION	TOTAL	AIRMEN	
		Male	WAF
	GAINS		
TOTAL	128553	126285	2268
To Extended Active Duty from Air Force Reserves	102	102	-
To Extended Active Duty from Air National Guard	20	20	-
To Extended Active Duty from Retired Status	102	102	-
To Extended Active Duty from AFRes for One Year to Attend USAF Prep School	130	130	-
No Prior Service a/	111418	109438	1980
Prior Active Military Service	5112	5097	15
Former Commissioned Officer or Warrant Officer	54	48	6
For Aviation Cadet b/	-	-	-
For Officer Training School	7129	6920	209
Returned from Desertion	239	239	-
Returned from Prisoner	46	46	-
Returned from Missing or Prisoner of War	1	1	-
Correction - Deletion of Previously Reported as Dropped from Rolls	8	8	-
Correction of Previously Reported Separation	4192	4134	58
	LOSSES		
TOTAL	123380	121226	2154
Regular Airmen	42061	41843	218
Air Force Reserve or Air National Guard	3	3	-
To Accept Appointment as Warrant Officer (Reserve)	344	344	-
National Health, Safety or Interest	20	20	-
To Accept Public Office	-	-	-
To Non-Affiliated Reserve Section (NARS) Pending Appointment in Air National Guard	-	-	-
To Accept Commission as Officer (Other Than Officer Training School or Aviation Cadet)	86	85	1
To Accept Commission as Officer from OTS	7796	7665	131
To Accept Commission as Officer from Aviation Cadet or Aviation Student	-	-	-
To Attend USAFA, USMA or USNA Service Academies	37	37	-
Aviation Cadet and OTS Eliminees Who Have Completed Active Duty Commitment	129	65	64
To Attend Medical Schools (Include Dental School)	3	3	-
To Attend School Other Than Medical School	2751	2735	16
Returned from Overseas with Less Than Minimum Retainability	25433	25409	24
Erroneous Enlistment - Separation by USAF Directive	2	2	-
Mass Release - Separation by USAF Directive	4	4	-
Individual Release - Separation by USAF Directive	356	355	1
Involuntary Separation - Separation by USAF Directive	52	46	6
Conscientious Objector - Separation by USAF Directive	30	29	1
Insufficient Retainability for PCS	596	596	-
Early Release of A/B Who Fail to Meet Minimum Standards for Retention in the Air Force	1941	1836	105
Termination of Indefinite Enlistments	1	1	-
Early Release for Christmas	871	869	2
Obesity	-	-	-
Early Separation from Extension of Enlistment	44	44	-
Resignation Unconditional	-	-	-
Resignation In Lieu of Demotion by Reason of Conduct or Insufficiency	1	1	-
Resignation for Good of Service - in Lieu of Trial by Court Martial	130	127	3
Retirement from EAD - Revert to Retired List	3	3	-
Retirement Voluntary - by Years of Service	14149	14115	34
Retirement Disability - Placed on Temporary Disability Retired List	1404	1392	12
Retirement Disability - Permanently Retired	2841	2825	16
Retirement Disability - Retired in Lieu of Discharge with Entitlement to Receive Severance Pay	-	-	-
Marriage	593	-	593
Pregnancy	656	-	656
		-	

TABLE 116 — GAINS, LOSSES AND STATUS CHANGES OF AIRMEN TO USAF ACTIVE MILITARY STRENGTH WORLD-WIDE — FY 1967 (CONTINUED)

ITEM DESCRIPTION	TOTAL	AIRMEN	
		Male	WAF
	LOSSES (Continued)		
Minor Children	6	-	6
Disloyal or Subversive - In Lieu of Elimination or Board Action	-	-	-
Physical Disability - Entitled to Severance Pay	1106	1091	15
Physical Disability - Not Entitled to Severance Pay	4159	4108	51
Physical Disability - Intentional Misconduct or Willful Neglect - No Severance Pay	2	2	-
Discharge - Minority	6	6	-
Discharge - Dependency or Hardship	3378	3361	17
Discharge - Homosexual - Result of Board Action	688	671	17
Discharge - Fraudulent Enlistment	26	24	2
Absentee or Deserter - Trial Barred by UCMJ or Waived	4	4	-
Conviction by Civil Court	209	209	-
Dishonorable or Bad Conduct Discharge (Desertion)	21	21	-
Dismissal from the Service - Dishonorable or Bad Conduct Discharge (Other Than Desertion)	133	132	1
Inaptitude or Unsuitability	3690	3596	94
Unfitness (Character)	1747	1743	4
Deaths	1001	999	2
Voidance of Enlistment of Minors	3	3	-
As Absentee or Deserter	455	454	1
As Prisoner (Other than Prisoner of War)	82	82	-
As Missing or Prisoner of War	29	29	-
Correction of Previously Reported as Gained from Dropped from Unit Rolls	2	2	-
Correction of Previously Reported Accession	4296	4235	61
	STATUS CHANGES		
TOTAL	127534	127108	426
Immediate Reenlistments - Total	62449	62220	229
Regular, Air Force Reserves or Air National Guard Separated Upon Expiration Term of Service and Immediately Reenlisted in Regular Air Force	58966	58751	215
Regular, Air Force Reserves or Air National Guard Separated Prior to ETS and Immediately Reenlisted in Regular Air Force	3479	3465	14
Regular Air Force Resignee Immediately Reenlisted in Regular Air Force	4	4	-
Term of Enlistment Extended - Total	65085	64888	197
Retired and Immediately Ordered to Extended Active Duty - Total	-	-	-

a/ Includes 0 Inductees (Unclassified USAF Component).
b/ Gained to Aviation Cadet direct from Civil Life.

Source: Personnel Data Systems Division, Randolph AFB, Texas

TABLE 117 — GAINS AND LOSSES OF USAF OFFICERS BY GRADE, WORLD-WIDE, BY QUARTER — FY 1967

DATE OF GAIN OR LOSS	TOTAL	GENERAL	COLONEL	LIEUTENANT COLONEL	MAJOR	CAPTAIN	FIRST LIEUTENANT	SECOND LIEUTENANT	WARRANT OFFICER
	GAINS								
TOTAL	17213	-	6	16	7	2101	648	14434	1
First Quarter . .	4728	-	1	7	4	1539	201	2976	-
Second Quarter .	3156	-	-	4	3	243	133	2773	-
Third Quarter . .	4171	-	4	3	-	92	184	3888	-
Fourth Quarter .	5158	-	1	2	-	227	130	4797	1
	LOSSES								
TOTAL	12427	63	653	1819	2376	5336	1570	202	408
First Quarter . .	4309	34	226	595	687	1995	563	39	170
Second Quarter .	2362	7	140	369	539	790	427	32	58
Third Quarter . .	2338	8	113	309	429	981	380	50	68
Fourth Quarter .	3418	14	174	546	721	1570	200	81	112

Source: Personnel Data Systems Division, Randolph Air Force Base, Texas.

TABLE 118 — GAINS AND LOSSES OF AIRMEN BY GRADE, WORLD-WIDE, BY QUARTER — FY 1967

DATE OF GAIN OR LOSS	TOTAL	CHIEF MASTER SERGEANT	SENIOR MASTER SERGEANT	MASTER SERGEANT	TECHNICAL SERGEANT	STAFF SERGEANT	AIRMAN FIRST CLASS	AIRMAN SECOND CLASS	AIRMAN THIRD CLASS	AIRMAN BASIC	AVIATION CADET
	GAINS										
TOTAL. . . .	128553	27	47	250	715	1830	3478	1922	1975	118309	-
First Quarter . .	45273	8	10	44	152	515	974	537	548	42485	-
Second Quarter. .	30684	7	14	72	221	547	1089	625	605	27504	-
Third Quarter . .	27532	8	16	107	207	453	827	461	482	24971	-
Fourth Quarter. .	25064	4	7	27	135	315	588	299	340	23349	-
	LOSSES										
TOTAL. . . .	123380	1093	1745	5087	6061	18983	49301	24915	8547	7648	-
First Quarter . .	35374	345	502	1440	1625	4132	13877	8710	2369	2374	-
Second Quarter. .	26331	209	410	1259	1318	4320	10280	5204	1839	1492	-
Third Quarter . .	28787	202	330	951	1308	5015	11875	5220	1968	1918	-
Fourth Quarter. .	32888	337	503	1437	1810	5516	13269	5781	2371	1864	-

Source: Personnel Data Systems Division, Randolph AFB, Texas.

TABLE 119 — LOSSES OF USAF OFFICERS BY FLYING STATUS, BY AERONAUTICAL STATUS, BY AGE GROUP, WORLD-WIDE — FY 1967

(Data excludes Medical Personnel)

AERONAUTICAL STATUS	TOTAL	AGE GROUP										
		23 and Younger	24 Thru 26	27 Thru 29	30 Thru 32	33 Thru 35	36 Thru 38	39 Thru 41	42 Thru 44	45 Thru 47	48 Thru 50	51 And Older
TOTAL	9906	6	227	2134	1084	713	435	334	707	1244	1447	1575
Pilots	4503	-	39	437	.565	562	293	174	444	729	719	541
Observers	193	-	-	-	-	2	9	5	18	33	66	60
Navigators	1187	-	17	315	185	65	50	40	102	138	146	129
Non-Rated	4023	6	171	1382	334	84	83	115	143	344	516	845

Source: Personnel Data Systems Division, Randolph Air Force Base, Texas.

TABLE 120 — ENLISTMENTS AND REENLISTMENTS BY GRADE, BY SEX, WORLD-WIDE — FY 1967

TYPE OF ENLISTMENT OR REENLISTMENT	TOTAL	CHIEF MASTER SER-GEANT	SENIOR MASTER SER-GEANT	MAS-TER SER-GEANT	TECH-NICAL SER-GEANT	STAFF SER-GEANT	AIRMAN FIRST CLASS	AIRMAN SECOND CLASS	AIRMAN THIRD CLASS	AIRMAN BASIC
TOTAL	186162	1203	2047	6129	12516	24488	18314	2427	1190	117848
MALE - TOTAL a/	183723	1202	2046	6120	12479	24407	18196	2424	1182	115667
FEMALE - TOTAL	2439	1	1	9	37	81	118	3	8	2181
No Prior Service Enlistment - Total	111418	-	-	-	-	-	-	-	620	110798
Male	109438	-	-	-	-	-	-	-	615	108823
Female	1980	-	-	-	-	-	-	-	5	1975
Enlistment for Officer Training School or Aviation Cadet - Total	7129	-	-	-	-	8	-	-	80	7041
Male	6920	-	-	-	-	6	-	-	79	6835
Female	209	-	-	-	-	2	-	-	1	206
Prior Service Enlistment - Total	5166	1	1	25	316	1016	2313	1031	457	6
Male	5145	1	1	25	315	1015	2298	1029	455	6
Female	21	-	-	-	1	1	15	2	2	-
Immediate Reenlistment - Total	62449	1202	2046	6104	12200	23464	16001	1396	33	3
Male	62220	1201	2045	6095	12164	23386	15898	1395	33	3
Female	229	1	1	9	36	78	103	1	-	-

a/ Includes 0 Enlistments for Aviation Cadets

Source: Personnel Data Systems Division, Randolph AFB, Texas.

TABLE 121 — ENLISTMENTS AND REENLISTMENTS BY TERM OF ENLISTMENT, BY SEX, WORLD-WIDE — FY 1967

TYPE OF ENLISTMENT OR REENLISTMENT	TOTAL	2 YEARS	3 YEARS	4 YEARS	5 YEARS	6 YEARS
TOTAL	186108	7144	6552	160274	2762	9376
MALE - TOTAL a/	183675	6935	6535	158101	2748	9356
FEMALE - TOTAL	2433	209	17	2173	14	20
No Prior Service Enlistment - Total	111418	15	-	111403	-	-
Male	109438	15	-	109423	-	-
Female	1980	-	-	1980	-	-
Enlistment for Officer Training School or Aviation Cadet - Total	7129	7129	-	-	-	-
Male	6920	6920	-	-	-	-
Female	209	209	-	-	-	-
Prior Service Enlistment - Total b/	5112	-	2	5107	3	-
Male	5097	-	1	5093	3	-
Female	15	-	1	14	-	-
Immediate Reenlistment - Total	62449	-	6550	43764	2759	9376
Male	62220	-	6534	43585	2745	9356
Female	229	-	16	179	14	20

a/ Includes 0 Enlistments for Aviation Cadets.
b/ Does not include TIN 006 - Former commissioned officer and W/O enlisted in Regular AF.
Source: Personnel Data Systems Division, Randolph AFB, Texas.

TABLE 122 — ENLISTMENTS BY EDUCATIONAL LEVEL, WORLD-WIDE BY QUARTER — FY 1967

DATE AND TYPE OF ENLISTMENT	EDUCATIONAL LEVEL												
	TOTAL			Non-High School or Non-Graduate		High School Graduate		Less Than 2 Years College		More Than 2 Years College No Degree		One or More Degrees	
	Total	Male	Female	Male	Female	Male	Female	Male	Female	Male	Female	Male	Female
TOTAL a/	123,713	121,503	2,210	4,353	-	81,392	1,770	14,645	154	10,774	70	10,339	216
No Prior Service Enlistment - Total	111,418	109,438	1,980	3,949	-	76,876	1,757	14,544	153	10,712	68	3,357	2
First Quarter (1 Jul 66 thru 30 Sep 66)	40,844	40,198	646	1,595	-	29,242	571	4,406	53	3,499	21	1,456	1
Second Quarter (1 Oct 66 thru 31 Dec 66)	25,908	25,489	419	692	-	17,458	380	3,672	30	2,770	9	897	-
Third Quarter (1 Jan 67 thru 31 Mar 67)	22,840	22,387	453	636	-	15,112	404	3,673	33	2,419	15	547	1
Fourth Quarter (1 Apr 67 thru 30 Jun 67)	21,826	21,364	462	1,026	-	15,064	402	2,793	37	2,024	23	457	-
Prior Service Enlistment - Total	5,166	5,145	21	404	-	4,516	13	101	1	62	2	62	5
First Quarter	1,579	1,571	8	133	-	1,358	3	28	1	18	2	34	2
Second Quarter	1,622	1,612	10	140	-	1,403	7	31	-	21	-	17	3
Third Quarter	1,160	1,159	1	75	-	1,030	1	27	-	19	-	8	-
Fourth Quarter	805	803	2	56	-	725	2	15	-	4	-	3	-
Enlistment for Officer Training School or Aviation Cadet - Total	7,129	6,920	209	-	-	-	-	-	-	-	-	6,920	209
First Quarter	1,698	1,629	69	-	-	-	-	-	-	-	-	1,629	69
Second Quarter	1,633	1,595	38	-	-	-	-	-	-	-	-	1,595	38
Third Quarter	2,207	2,156	51	-	-	-	-	-	-	-	-	2,156	51
Fourth Quarter	1,591	1,540	51	-	-	-	-	-	-	-	-	1,540	51

a/ Excludes 0 Inductees (Unspecified USAF Component).

Source: Personnel Data Systems Division, Randolph AFB, Texas.

TABLE 123 — NON-PRIOR SERVICE ENLISTMENTS BY ARMED FORCES QUALIFICATION TEST (AFQT) MENTAL CATEGORY, BY QUARTER — FY 1967

(AFQT Mental Category indicates the group to which an airman belongs as determined by the score he has made on the Armed Forces Qualification Test (AFQT).

ENLISTED BY DATE AND SEX	TOTAL		PERSONNEL BY CATEGORY											
			Category 1 (93-100)		Category 2 (65-92)		Category 3 (31-64)		Category 4 (10-30)		Category 5 (9 and below)		Category Unknown or Non-Tested	
	Number	Per Cent	Number	Per Cent	Number	Per Cent	Number	Per Cent	Number	Per Cent	Number	Per Cent	Number	Per Cent
TOTAL	111,418	100.0	8,964	8.0	44,740	40.2	43,857	39.4	13,518	12.1	-	-	339	.3
MALE - TOTAL a/	109,438	100.0	8,770	8.0	43,251	39.5	43,643	40.0	13,518	12.4	-	-	256	.2
FEMALE - TOTAL	1,980	100.0	194	9.8	1,489	75.2	214	10.8	-	-	-	-	83	4.2
First Quarter (1 Jul 66 through 30 Sep 66) - Total	40,844	100.0	3,283	8.0	17,020	41.7	17,645	43.2	2,884	7.1	-	-	12	-
Male	40,198	100.0	3,224	8.0	16,527	41.1	17,563	43.6	2,884	7.2	-	-	-	-
Female	646	100.0	59	9.1	493	76.3	82	12.7	-	-	-	-	12	1.9
Second Quarter (1 Oct 66 through 31 Dec 66) - Total	25,908	100.0	2,136	8.2	10,259	39.6	9,527	36.8	3,976	15.3	-	-	10	-
Male	25,489	100.0	2,090	8.2	9,934	39.0	9,489	37.2	3,976	15.6	-	-	-	-
Female	419	100.0	46	11.0	325	77.6	38	9.1	-	-	-	-	10	2.4
Third Quarter (1 Jan 67 through 31 Mar 67) - Total	22,840	100.0	1,964	8.6	9,082	39.8	8,188	35.8	3,453	15.1	-	-	153	.7
Male	22,387	100.0	1,927	8.6	8,734	39.0	8,144	36.4	3,453	15.4	-	-	129	.6
Female	453	100.0	37	8.2	348	76.8	44	9.7	-	-	-	-	24	5.3
Fourth Quarter (1 Apr 67 through 30 Jun 67) - Total	21,826	100.0	1,581	7.2	8,379	38.4	8,497	39.0	3,205	14.7	-	-	164	.8
Male	21,364	100.0	1,529	7.2	8,056	37.7	8,447	39.5	3,205	15.0	-	-	127	.6
Female	462	100.0	52	11.3	323	69.9	50	10.8	-	-	-	-	37	8.0

a/ Includes 0 Inductees (Unspecified USAF Component).

Source: Personnel Data Systems Division, Randolph AFB, Texas.

TABLE 124 — USAF RETIRED MILITARY PERSONNEL BY PAY GRADE, BY TYPE OF RETIREMENT, BY COMPONENT, INVENTORY — 30 JUN 1967

(The data included herein represent inventories of USAF Military Retired Personnel regardless of whether or not the individual is receiving retired pay.)

GRADE FOR PAY	TOTAL	TYPE OF RETIREMENT					
		Non-Disability		Temporary Disability		Permanent Disability	
		Regular	Non-Regular	Regular	Non-Regular	Regular	Non-Regular
TOTAL	163,511	92,448	29,545	2,819	261	27,131	11,307
OFFICER - TOTAL	54,462	10,518	29,432	114	245	2,969	11,184
General	713	326	56	2	-	315	14
Colonel	6,966	2,806	2,743	14	10	865	528
Lieutenant Colonel	19,527	4,369	12,191	27	45	894	2,001
Major	14,420	1,406	10,458	18	41	378	2,119
Captain	4,733	100	2,081	39	83	180	2,250
First Lieutenant	2,886	2	249	9	51	55	2,520
Second Lieutenant	1,056	-	44	-	11	5	996
Warrant Officer	3,600	1,501	1,212	5	2	272	608
Flight Officer	561	8	398	-	2	5	148
AIRMAN - TOTAL	109,049	81,930	113	2,705	16	24,162	123
Chief Master Sergeant	4,277	3,755	5	19	-	498	-
Senior Master Sergeant	7,671	6,582	5	46	1	1,036	1
Master Sergeant	38,371	32,797	82	132	-	5,346	14
Technical Sergeant	26,028	21,129	12	252	2	4,613	20
Staff Sergeant	20,691	14,293	8	671	2	5,683	34
Airman First Class	6,453	2,883	1	707	3	2,841	18
Airman Second Class	3,396	359	-	612	3	2,401	21
Airman Third Class	1,732	75	-	229	5	1,413	10
Airman Basic	415	57	-	35	-	318	5
Aviation Cadet	15	-	-	2	-	13	-

Source: Personnel Data Systems Division, Center Systems Branch, USAF Military Personnel Center

TABLE 125 — DISTRIBUTION OF USAF REGULAR (MALE AND FEMALE) LINE AND OTHER THAN LINE COMMISSIONED OFFICERS BY PERMANENT GRADE AND TEMPORARY GRADE IN WHICH SERVING, 30 JUN 1967

PERMANENT GRADE	GRADE IN WHICH SERVING										
	TOTAL	GEN	LT GEN	MAJ GEN	BRIG GEN	COL	LT COL	MAJ	CAPT	1LT	2LT
TOTAL	61481	12	37	164	215	6354	13579	16803	18567	3894	1856
Maj Gen	142	12	37	93							
Brig Gen	160			69	91						
Col	3947			1	121	3825					
Lt Col	7704				2	2302	5400				
Maj	16477			1	1	225	8141	8109			
Capt	18589					2	38	8691	9858		
1Lt	9791							3	8698	1090	
2Lt	4671								11	2804	1856

Serving One Grade Above Permanent Grade	30863
Serving Two Grades Above Permanent Grade	270
Serving Three Grades Above Permanent Grade	3
Serving Four Grades Above Permanent Grade	1

Source: Personnel Data Systems Division, Randolph Air Force Base, Texas.

TABLE 126 — DISTRIBUTION OF USAF NON-REGULAR (MALE & FEMALE) LINE AND OTHER THAN LINE COMMISSIONED OFFICERS BY PERMANENT GRADE AND TEMPORARY GRADE IN WHICH SERVING — AS OF 30 JUN 1967

PERMANENT GRADE	GRADE IN WHICH SERVING										
	TOTAL	GEN	LT GEN	MAJ GEN	BRIG GEN	COL	LT COL	MAJ	CAPT	1LT	2LT
TOTAL	72316	-	-	1	2	156	2332	13901	25754	13678	16492
Maj Gen	1	-	-	1	-	-	-	-	-	-	-
Brig Gen	3	-	-	-	2	1	-	-	-	-	-
Col	528	-	-	-	-	153	375	-	-	-	-
Lt Col	3510	-	-	-	-	2	1724	1746	38	-	-
Maj	12838	-	-	-	-	-	233	11087	1518	-	-
Capt	15973	-	-	-	-	-	-	1068	14684	221	-
1Lt	13371	-	-	-	-	-	-	-	9315	4053	3
2Lt	26092	-	-	-	-	-	-	-	199	9404	16489

Serving One Grade Above Permanent Grade 20022

Serving Two Grades Above Permanent Grade 199

Serving Three Grades Above Permanent Grade -

Serving Four Grades Above Permanent Grade -

Source: Personnel Data Systems Division, Randolph Air Force Base, Texas.

310-159 O - 68 - 21

TABLE 127 — NON-BATTLE DEATHS OF USAF OFFICERS BY AERONAUTICAL RATING, BY GRADE IN WHICH SERVING AT TIME OF DEATH, WORLD-WIDE, SEMIANNUALLY — FY 1967

GRADE	TOTAL	PILOT DEATHS			NAVIGATORS/OBSERVERS DEATHS		
		Total	First Half FY 1967 (1 Jul 1966 Through 31 Dec 1966)	Last Half FY 1967 (1 Jan 1967 Through 30 Jun 1967)	Total	First Half FY 1967 (1 Jul 1966 Through 31 Dec 1966)	Last Half FY 1967 (1 Jan 1967 Through 30 Jun 1967)
TOTAL	225	218	106	112	7	1	6
General	-	-	-	-	-	-	-
Colonel	6	5	4	1	1	-	1
Lieutenant Colonel	19	18	9	9	1	-	1
Major	50	50	18	32	-	-	-
Captain	98	95	50	45	3	1	2
First Lieutenant .	47	47	22	25	-	-	-
Second Lieutenant.	5	3	3	-	2	-	2

Source: Personnel Data Systems Division, Randolph Air Force Base, Texas.

TABLE 128 — NON-BATTLE DEATHS OF USAF OFFICERS AND AIRMEN BY GRADE IN WHICH SERVING AT TIME OF DEATH, WORLD-WIDE, SEMIANNUALLY — FY 1967

GRADE	OFFICER DEATHS			AIRMAN GRADE	AIRMAN DEATHS		
	Total	First Half FY 1967 (1 Jul 1966 Through 31 Dec 1966)	Last Half FY 1967 (1 Jan 1967 Through 30 Jun 1967)		Total	First Half FY 1967 (1 Jul 1966 Through 31 Dec 1966)	Last Half FY 1967 (1 Jan 1967 Through 30 Jun 1967)
TOTAL	395	197	198	Total	1,005	522	483
General	-	-	-	Chief Master Sergeant.	15	6	9
				Senior Master Sergeant	27	14	13
Colonel	15	7	8	Master Sergeant. . . .	74	36	38
Lieutenant Colonel. .	45	18	27				
				Tech Sergeant.	101	46	55
Major	88	42	46	Staff Sergeant	223	113	110
Captain	148	77	71				
				Airmen First Class . .	216	110	106
First Lieutenant. . .	76	44	32	Airmen Second Class. .	206	120	86
Second Lieutenant . .	16	6	10	Airmen Third Class . .	132	73	59
				Airmen Basic	11	4	7
Warrant Officer	7	3	4				

Source: Personnel Data Systems Division, Randolph Air Force Base, Texas

TABLE 129 — NON-BATTLE DEATHS OF USAF OFFICERS BY AGE GROUP, BY GRADE IN WHICH SERVING AT TIME OF DEATH, WORLD-WIDE, SEMIANNUALLY — FY 1967

GRADE	TOTAL	AGE GROUP							
		20 Through 24	25 Through 29	30 Through 34	35 Through 39	40 Through 44	45 Through 49	50 Through 54	55 And Older
TOTAL	395	53	95	94	53	42	40	11	7
FIRST HALF FY 1967 - TOTAL	197	14	57	46	24	23	21	6	6
General	-	-	-	-	-	-	-	-	-
Colonel	7	-	-	-	-	2	1	2	2
Lieutenant Colonel	18	-	-	-	-	6	7	3	2
Major	42	-	-	2	14	12	12	-	2
Captain	77	-	21	44	10	2	-	-	-
First Lieutenant	44	9	35	-	-	-	-	-	-
Second Lieutenant	6	5	1	-	-	-	-	-	-
Warrant Officer	3	-	-	-	-	1	1	1	-
LAST HALF FY 1967 - TOTAL	198	39	38	48	29	19	19	5	1
General	-	-	-	-	-	-	-	-	-
Colonel	8	-	-	-	-	1	7	-	-
Lieutenant Colonel	27	-	-	-	4	12	8	2	1
Major	46	-	-	17	22	4	2	1	-
Captain	71	3	32	31	3	2	-	-	-
First Lieutenant	32	26	6	-	-	-	-	-	-
Second Lieutenant	10	10	-	-	-	-	-	-	-
Warrant Officer	4	-	-	-	-	-	2	2	-

Source: Personnel Data Systems Division, Randolph Air Force Base, Texas.

TABLE 130 — NON-BATTLE DEATHS OF AIRMEN BY AGE GROUP, BY GRADE IN WHICH SERVING AT TIME OF DEATH, WORLD-WIDE, SEMIANNUALLY — FY 1967

GRADE	TOTAL	AGE GROUP								
		17 Through 19	20 Through 24	25 Through 29	30 Through 34	35 Through 39	40 Through 44	45 Through 49	50 Through 54	55 And Other
TOTAL	1,005	145	341	103	145	140	63	46	20	2
FIRST HALF FY 1967 - TOTAL	522	36	215	61	71	64	37	28	8	2
Chief Master Sergeant	6	-	-	-	-	-	2	4	-	-
Senior Master Sergeant	14	-	-	-	1	4	4	4	1	-
Master Sergeant	36	-	-	-	4	12	10	7	2	1
Technical Sergeant	46	-	-	3	14	15	6	7	1	-
Staff Sergeant	113	-	2	22	39	29	12	5	3	1
Airman First Class	110	-	59	30	12	4	3	1	1	-
Airman Second Class	120	5	109	6	-	-	-	-	-	-
Airman Third Class	73	31	42	-	-	-	-	-	-	-
Airman Basic	4	-	3	-	1	-	-	-	-	-
LAST HALF FY 1967 - TOTAL	483	109	126	42	74	76	26	18	12	-
Chief Master Sergeant	9	-	-	-	-	1	4	2	2	-
Senior Master Sergeant	13	-	-	-	1	4	3	2	3	-
Master Sergeant	38	-	-	-	2	19	6	7	4	-
Technical Sergeant	55	-	-	3	26	19	3	4	-	-
Staff Sergeant	110	-	9	21	37	30	7	3	3	-
Airman First Class	106	15	63	14	8	3	3	-	-	-
Airman Second Class	86	44	41	1	-	-	-	-	-	-
Airman Third Class	59	46	11	2	-	-	-	-	-	-
Airman Basic	7	4	2	1	-	-	-	-	-	-

Source: Personnel Data Systems Division, Randolph Air Force Base, Texas

TABLE 131 — NON-BATTLE DEATHS OF USAF OFFICERS BY AGE GROUP, BY CAUSATIVE AGENT, WORLD-WIDE, SEMIANNUALLY — FY 1967

CAUSATIVE AGENT	TOTAL	AGE GROUP							
		20 Through 24	25 Through 29	30 Through 34	35 Through 39	40 Through 44	45 Through 49	50 Through 54	55 And Older
FY 1967 - TOTAL	395	53	95	94	53	42	40	11	7
FIRST HALF FY 1967 - TOTAL	197	14	57	46	24	23	21	6	6
Aircraft Accident	95	8	32	26	12	10	6	1	-
Vehicle Accident	18	3	4	3	-	4	3	-	1
Disease	33	-	2	2	2	8	9	5	5
Other	51	3	19	15	10	1	3	-	-
LAST HALF FY 1967 - TOTAL	198	39	38	48	29	19	19	5	1
Aircraft Accident	60	14	11	22	8	4	1	-	-
Vehicle Accident	17	9	1	2	3	1	1	-	-
Disease	42	1	5	3	6	6	15	5	1
Other	79	15	21	21	12	8	2	-	-

Source: Personnel Data Systems Division, Randolph Air Force Base, Texas.

TABLE 132 — NON-BATTLE DEATHS OF AIRMEN BY AGE GROUP, BY CAUSATIVE AGENT, WORLD-WIDE SEMIANNUALLY — FY 1967

CAUSATIVE AGENT	TOTAL	AGE GROUP							
		17 Through 19	20 Through 24	25 Through 29	30 Through 34	35 Through 39	40 Through 44	45 Through 49	50 And Older
FY 1967 - TOTAL	1,005	145	341	103	145	140	63	46	22
FIRST HALF FY 1967 - TOTAL	522	36	215	61	71	64	37	28	10
Aircraft Accident	45	2	12	7	10	7	4	3	-
Vehicle Accident	230	26	137	24	19	9	10	4	1
Disease	135	1	19	10	24	36	18	20	7
Other	112	7	47	20	18	12	5	1	2
LAST HALF FY 1967 - TOTAL	483	109	126	42	74	76	26	18	12
Aircraft Accident	35	6	7	3	7	10	2	-	-
Vehicle Accident	161	61	65	8	12	9	2	3	1
Disease	143	9	16	9	30	39	17	14	9
Other	144	33	38	22	25	18	5	1	2

Source: Personnel Data Systems Division, Randolph Air Force Base, Texas.

TABLE 133 — SOUTHEAST ASIA USAF MILITARY STRENGTH BY COUNTRY — FY 1965 THROUGH FY 1967

TYPE PERSONNEL	FY 1965	FY 1966				FY 1967			
		1ST QTR	2ND QTR	3RD QTR	4TH QTR	1ST QTR	2ND QTR	3RD QTR	4TH QTR
	SOUTHEAST ASIA								
TOTAL	9,762	14,020	21,500	36,222	48,172	65,259	76,946	78,828	80,321
OFFICER	1,207	2,252	3,284	4,187	5,772	7,175	8,059	8,842	9,001
Male	1,207	2,252	3,284	4,187	5,752	7,138	8,002	8,777	8,922
Female	-	-	-	-	20	37	57	65	79
WARRANT OFFICER	24	53	75	86	111	110	116	110	92
Male	24	53	75	86	111	110	116	110	92
Female	-	-	-	-	-	-	-	-	-
AIRMAN	8,531	11,715	18,141	31,949	42,289	57,974	68,771	69,876	71,228
Male	8,531	11,715	18,141	31,949	42,289	57,974	68,771	69,868	71,219
Female	-	-	-	-	-	-	-	8	9
	SOUTH VIETNAM								
TOTAL	7,450	10,468	15,076	24,698	32,628	44,475	51,934	53,250	53,521
OFFICER	1,034	1,853	2,396	3,144	4,211	5,155	5,766	6,307	6,414
Male	1,034	1,853	2,396	3,144	4,191	5,118	5,709	6,246	6,344
Female	-	-	-	-	20	37	57	61	70
WARRANT OFFICER	17	37	60	61	74	76	75	68	57
Male	17	37	60	61	74	76	75	68	57
Female	-	-	-	-	-	-	-	-	-
AIRMAN	6,399	8,578	12,620	21,493	28,343	39,244	46,093	46,875	47,050
Male	6,399	8,578	12,620	21,493	28,343	39,244	46,093	46,867	47,042
Female	-	-	-	-	-	-	-	8	8
	THAILAND								
TOTAL	2,312	3,552	6,424	11,524	15,544	20,784	25,012	25,578	26,800
OFFICER	173	399	888	1,043	1,561	2,020	2,293	2,535	2,587
Male	173	399	888	1,043	1,561	2,020	2,293	2,531	2,578
Female	-	-	-	-	-	-	-	4	9
WARRANT OFFICER	7	16	15	25	37	34	41	42	35
Male	7	16	15	25	37	34	41	42	35
Female	-	-	-	-	-	-	-	-	-
AIRMAN	2,132	3,137	5,521	10,456	13,946	18,730	22,678	23,001	24,178
Male	2,132	3,137	5,521	10,456	13,946	18,730	22,678	23,001	24,177
Female	-	-	-	-	-	-	-	-	1

Source: Data Applications Division, Data Services Center, Comptroller of the Air Force

DOWNGRADED AT 3 YEAR INTERVALS;
DECLASSIFIED AFTER 12 YEARS.
DOD DIR. 5200.10

TABLE 134 — SOUTHEAST ASIA BATTLE DEATHS OF USAF OFFICERS BY AERONAUTICAL RATING, BY GRADE IN WHICH SERVING AT TIME OF DEATH, SEMIANNUALLY — FY 1967

GRADE	TOTAL	PILOT DEATHS			NAVIGATORS/OBSERVER DEATHS		
		TOTAL	First Half FY 1967 (1 Jul 1966 Through 31 Dec 1966	Last Half FY 1967 (1 Jan 1967 Through 30 Jun 1967	TOTAL	First Half FY 1967 (1 Jul 1966 Through 31 Dec 1966	Last Half FY 1967 (1 Jan 1967 Through 30 Jun 1967
TOTAL	100	89	36	53	11	1	10
General	-	-	-	-	-	-	-
Colonel	-	-	-	-	-	-	-
Lieutenant Colonel	3	3	-	3	-	-	-
Major	22	19	5	14	3	-	3
Captain	53	47	23	24	6	-	6
First Lieutenant .	21	19	7	12	2	1	1
Second Lieutenant.	1	1	1	-	-	-	-

Source: Personnel Data Systems Division, Randolph Air Force Base, Texas.

TABLE 135 — SOUTHEAST ASIA BATTLE DEATHS OF USAF OFFICERS AND AIRMEN BY GRADE IN WHICH SERVING AT TIME OF DEATH, SEMIANNUALLY — FY 1967

GRADE	OFFICER DEATHS			AIRMAN GRADE	AIRMAN DEATHS		
	TOTAL	First Half FY 1967 (1 Jul 1966 Through 31 Dec 1966)	Last Half FY 1967 (1 Jan 1967 Through 30 Jun 1967)		TOTAL	First Half FY 1967 (1 Jul 1966 Through 31 Dec 1966)	Last Half FY 1967 (1 Jan 1967 Through 30 Jun 1967)
TOTAL	103	39	64	TOTAL.	42	10	32
General	-	-	-	Chief Master Sergeant .	-	-	-
Colonel	-	-	-	Senior Master Sergeant.	2	-	2
Lieutenant Colonel. .	3	-	3	Master Sergeant	9	4	5
				Technical Sergeant. . .	15	4	11
Major	22	5	17	Staff Sergeant.	14	2	12
Captain	56	25	31	Airman First Class. . .	2	-	2
				Airman Second Class . .	-	-	-
First Lieutenant. . .	21	8	13	Airman Third Class. . .	-	-	-
Second Lieutenant . .	1	1	-	Airman Basic.	-	-	-
Warrant Officer	-	-	-				

Source: Personnel Data Systems Division, Randolph Air Force Base, Texas.

CIVILIAN PERSONNEL

PART IX

INTRODUCTION

Tables included in this subject matter area provide summary data for paid, on the rolls civilian personnel, whether compensated directly by the Air Force or indirectly by Air Force through local arrangements and agreements with foreign countries. Excluded from the data are (1) civilian employees of private contractors, (2) civilian employees of military non-appropriated fund agencies such as post exchanges and commissaries, and (3) WOC (without compensation) civilian employees of the Air Force.

Detail statistics for civilian employment as of 30 June 1967 not available. Data in newly established centralized civilian personnel status file was incomplete. Due to this fact, Table 163, "Physically Impaired Civilian Employees, World-Wide", is not shown in the FY 1967 Digest.

DEFINITIONS

ACCESSION

Action resulting in the addition of a civilian employee to the Department of the Air Force.

APPOINTMENT

1. Excepted - Employees appointed without regard to the competitive requirements of the Civil Service rules and regulations to positions excepted by statute, by executive order, or by authority of Schedule A, B, or C.

2. Excepted, permanent - Employees serving under excepted appointments or personal service contracts which contain no conditions or restrictions as to tenure.

3. Excepted, limited or conditional - Employees serving under excepted appointments or personal service contracts which specify either conditional or indefinite tenure, or specific time limitations.

4. Competitive, career - Appointments from Civil Service registers to positions which are not filled by career conditional appointments and to other positions of persons who have previously met the service requirements.

5. Competitive, career-conditional - Appointments from Civil Service registers which are conditional until a length of creditable service requirement (3 years) has been met.

6. COMPETITIVE, LIMITED TENURE - Civilian employees serving under temporary appointments pending establishment of registers, temporary appointments to positions in competitive service for definite periods of 1 year or less and those serving under indefinite appointments who are not entitled to conversion to career or career-conditional appointment under E. O. 10577.

7. PUBLIC LAW 86-91 - Covers the hiring of oversea dependent school teachers.

8. PUBLIC LAW 313 - Covers scientific and technical positions.

9. PUBLIC LAW 854 - Covers general counsel positions.

10. PUBLIC LAW 874 - Covers post dependent's school personnel (Sec 6).

11. SPECIAL CONSULTANTS-Civilian employees with "excepted appointments"(excluded from provisions of the classification Act of 1949) for a specified number of days, not to exceed one year, and who receive a stipulated amount of compensation for the days actually employed.

12. Temporary Appointments - Civilians serving under temporary appointments for indefinite limited periods (one year or less).

EMPLOYEES

1. Departmental Civilian Employees - Employee designation indicating appointment to Headquarters, USAF.

2. Direct-Hire - Employees performing personal services for the Air Force and who are paid directly by the Air Force.

DEFINITIONS (CONTINUED)

EMPLOYEES (CONTINUED)

3. Full-Time - Employees regularly required to work, as a minimum, the number of hours and days required by administrative work week for their employment group or class, regardless of the nature of appointments.

4. General Schedule (GS) - A schedule of civilian personnel which includes former Professional and Scientific Service (P Service), Clerical, Administrative, and Fiscal Service (CAF), and the Sub-professional Service (SP Service) established by Classification Act 1949 (PL 429,81st Congress) replacing Classification Act of 1923, as amended.

5. Indirect-Hire - Employees performing personal services for the Air Force and under the supervision of the Air Force. Payments are made for these services by the Air Force to a foreign government or other agency which in turn pays the employees concerned.

6. Intermittent - Employees employed on an irregular or occasional basis whose hours or days of work are not based on a prearranged schedule, and who are compensated only for the time when actually employed or for service actually rendered. (Includes WAE-Special Consultants and Other than Special Consultants).

7. Part-Time - Employees regularly employed on a prearranged schedule whose working time is less than that prescribed for full-time employees in the same group or class; excludes special consultants.

8. Salaried - Employees occupying positions subject to the Classification Act of 1949 as amended plus a few employees whose compensation is established by Acts other than the Classification Act, by executive order, or by administrative determination.

HEADQUARTERS, USAF - Includes Office of the Secretary of the Air Force, Central Control Group, and the Air Staff.

SEPARATION - Action resulting in the loss of a civilian employee from the Department of the Air Force.

VETERANS' PREFERENCE - The preference, with respect to conditions of employment, as allowed under the Veterans Preference Act as amended. This preference covers ex-servicemen, mothers entitled to preference under Public Laws 396 and 888 (80th Congress), wives of service connected disabled ex-servicemen, and widows of servicemen or ex-servicemen.

5 Point:

1. Veterans (Male and Female) - Civilians employed as of the end of the month who were "Veterans" resulting from their own full-time active duty in the Armed Forces of the United States during a war, during the period April 28, 1952 through July 1, 1955, or in a campaign or expedition for which a campaign badge (service medal) has been authorized.

10 Point:

1. Mothers - Civilians employed at the end of the month who had established veterans' preference as the mother of a deceased "Veteran", son or daughter who served on honorable duty in the US Service or the mother of a permanently disabled "Veteran" providing the mother is widowed, divorced, or the wife of a permanently disabled husband (living husband may or may not be the father of the "Veteran").

2. Veterans (Male and Female) - Civilians employed as of the end of the month who were "Veterans" resulting from their own full-time active duty at any time (peacetime as well as wartime), provided there is service connected disability.

3. Widows - Civilians employed at the end of the month who established veterans' preference as the unremarried widows of deceased veterans.

4. Wives - Civilians employed at the end of the month who had established veterans' preference as wives of service connected disabled veterans.

WAGE BOARD EMPLOYEES - Category of employees who are paid according to prevailing wage board determinations in the area of their employment.

WHEN ACTUALLY EMPLOYED (WAE) EMPLOYEES - See Intermittent Employees (Civilian Personnel).

CANAL ZONE MERIT SYSTEM - Implemented by Public Law 85-550, approved July 25, 1958, this new system basically provides that all personnel in the Canal Zone, whether US citizens or not, compete equally for positions except where employment of US citizens is required for security reasons.

TABLE 136 — USAF CIVILIAN EMPLOYEES, WORLD-WIDE, AT END OF QUARTER — FY 1967

END OF QUARTER	WORLD-WIDE			CONTI-NENTAL US	OVERSEAS			INDIRECT HIRE (NON-CITIZENS)
	TOTAL	US Citizens	Non-Citizens		TOTAL	Direct-Hire		
						US Citizens	Non-Citizens	
30 September (1966) a/ . . .	341,290	288,727	52,563	273,035	68,255	15,692	23,432	29,131
31 December	351,319	295,345	55,974	279,097	72,222	16,248	26,080	29,894
31 March 1967	355,604	296,829	58,775	281,507	74,097	15,322	32,061	26,714
30 June	355,130	296,422	58,708	281,057	74,073	15,365	32,289	26,419

a/ Includes 755 Appointments Under President's Youth Opportunity Programs.

Source: Data Applications Division, Data Services Center, Comptroller of the Air Force

TABLE 137 — CIVILIAN EMPLOYEES BY DUTY LOCATION WITHIN CONTINENTAL US, AT END OF QUARTER — FY 1967

(The distribution of strength is by duty location, rather than the location of the unit of appointment. Personnel who are stationed outside the Continental US, but who are appointed to units within the Continental US are excluded; personnel who are stationed in the Continental US, but who are appointed to units outside the Continental US are included.)

STATE	30 SEP (1966)	31 DEC	31 MAR (1967)	30 JUN	STATE	30 SEP (1966)	31 DEC	31 MAR (1967)	30 JUN
TOTAL	273,035	279,097	281,507	281,057	Montana	1,075	1,162	1,210	1,210
Alabama	11,394	10,603	9,577	8,984	Nebraska	1,680	1,762	1,849	1,222
Arizona	3,928	3,943	4,004	4,004	Nevada	1,190	1,189	1,188	1,308
Arkansas	914	988	1,016	1,016	New Hampshire	545	662	670	670
					New Jersey	1,885	2,023	2,034	2,034
California	39,031	40,228	41,065	41,064	New Mexico	4,301	4,311	4,290	4,290
Colorado	7,758	8,056	8,147	8,147	New York	7,445	7,585	7,502	7,500
Connecticut	63	65	70	70	North Carolina . . .	1,055	1,164	1,220	1,849
					North Dakota	1,084	1,241	1,308	1,188
Delaware	1,303	1,354	1,397	1,397					
District of Columbia	1,260	1,288	1,274	1,274	Ohio	23,338	23,293	23,427	23,427
					Oklahoma	23,956	25,072	25,348	25,348
Florida	9,908	10,280	10,438	10,438	Oregon	829	863	901	901
Georgia	20,903	21,623	21,321	21,221					
					Pennsylvania	4,224	3,134	2,708	2,708
Idaho	414	439	444	444	Rhode Island	1	2	2	2
Illinois	5,544	5,601	5,540	5,540					
Indiana	927	952	927	927	South Carolina . . .	2,241	2,341	2,427	2,427
Iowa	134	145	147	147	South Dakota	643	710	720	720
Kansas	1,162	1,190	1,200	1,200	Tennessee	625	662	647	647
Kentucky	17	23	24	24	Texas	41,634	42,624	43,542	43,542
Louisiana	1,569	1,657	1,721	1,721	Utah	17,008	17,744	18,437	18,437
Maine	1,071	1,340	1,314	1,314	Vermont	14	15	18	18
Maryland Wash Area .	3,428	3,514	3,667	3,667	Virginia Wash Area .	4,638	4,668	4,736	4,980
Other Maryland . .	112	112	102	102	Other Virginia . .	1,589	1,708	1,757	1,757
Massachusetts	5,112	5,239	5,357	5,357	Washington	3,059	3,062	3,138	3,138
Michigan	2,277	2,473	2,567	2,567	West Virginia	14	13	17	17
Minnesota	775	812	842	842	Wisconsin	565	600	591	591
Mississippi	3,462	3,566	3,489	3,489	Wyoming	646	698	739	739
Missouri	5,285	5,298	5,431	5,431					

Source: Data Applications Division, Data Services Center, Comptroller of the Air Force

TABLE 138 — CIVILIAN EMPLOYEES BY DUTY LOCATION OUTSIDE CONTINENTAL US, AT END OF QUARTER — FY 1967

(The distribution of command strength is by duty location, rather than the location of the unit of appointment. Personnel who are stationed outside the Continental US, but who are appointed to units within the Continental US are included; personnel who are stationed in the Continental US, but who are appointed to units outside the Continental US are excluded).

COUNTRY	30 SEPTEMBER (1966)	31 DECEMBER	31 MARCH (1967)	30 JUNE
TOTAL	39,124	42,328	47,383	47,654
Alaska	3,206	3,220	3,270	3,265
Australia	1	1	-	-
Azores	1,352	1,362	1,331	1,326
Baleric Islands	1	1	1	1
Belgium	29	30	25	25
Bermuda	632	628	565	566
Bonin Islands (Nanpo Shoto)	3	-	-	-
Brazil	1	-	-	-
Canada	1,504	1,276	1,177	1,169
Congo, Republic of	5	5	5	5
Crete	21	24	9	9
Denmark	4	3	-	-
Ethiopia	40	41	42	42
France	346	727	38	31
Germany	1,813	1,694	1,411	1,424
Greece	19	26	31	31
Greenland	2	1	1	1
Guam	918	873	844	845
Hawaii	3,263	3,407	3,487	3,490
Hong Kong	1	1	1	1
Iceland	15	22	30	29
Iran	207	203	202	196
Israel	1	2	2	2
Italy	600	607	584	581
Japan	1,533	1,591	1,818	1,791
Korea, Republic of (South)	1,372	1,362	1,401	1,394
Lebanon	2	2	2	2
Liberia	4	6	6	6
Libya	705	702	679	671
Mali Republic	2	2	1	1
Marshall Islands	3	2	1	1
Midway	-	-	17	15
Morocco	-	-	1	1

TABLE 138 — CIVILIAN EMPLOYEES BY DUTY LOCATION OUTSIDE CONTINENTAL US, AT END OF QUARTER — FY 1967 (CONTINUED)

COUNTRY	30 SEPTEMBER (1966	31 DECEMBER	31 MARCH (1967)	30 JUNE
Netherlands	28	29	21	20
Norway	14	43	30	28
Pakistan	271	339	327	327
Panama Canal Zone	1,037	1,075	1,085	1,082
Panama, Republic of	-	-	1	1
Philippine Islands	4,789	4,747	4,978	4,988
Portugal	4	4	4	4
Puerto Rico	790	820	820	823
Ryukyu Islands	4,098	4,138	4,775	4,806
Sardinia	1	1	1	1
Senegal, Republic of	3	3	3	3
Sicily	1	1	1	1
Spain	1,580	1,649	1,534	1,530
Switzerland	-	1	1	1
Taiwan	701	724	893	893
Thailand	4,316	4,539	6,959	7,098
Turkey	1,147	1,156	958	958
United Arab Republic	1	1	1	1
United Kingdom	648	852	346	359
Vietnam (South)	2,090	4,385	7,663	7,809

Source: Data Applications Division, Data Services Center, Comptroller of the Air Force

TABLE 139 — CIVILIAN EMPLOYEES BY CATEGORY, BY GRADE, WORLD-WIDE, AT END OF QUARTER — FY 1967

CATEGORY AND GRADE	WORLD-WIDE				CONTINENTAL US				OVERSEAS			
	30 SEPTEMBER (1966)	31 DECEMBER	31 MARCH (1967)	30 JUNE	30 SEPTEMBER (1966)	31 DECEMBER	31 MARCH (1967)	30 JUNE	30 SEPTEMBER (1966)	31 DECEMBER	31 MARCH (1967)	30 JUNE
TOTAL	b/312,159	321,425	328,890	c/328,711	273,035	279,097	281,507	c/281,057	39,124	42,328	47,383	c/47,654
SALARIED - TOTAL	158,770	162,036	162,913		147,961	150,731	152,608		10,809	11,305	10,305	
General Schedule - Total	155,465	158,476	160,446		147,616	150,390	152,270		7,849	8,086	8,176	
1	575	1,353	1,396		542	1,303	1,364		33	50	32	
2	7,148	7,087	6,715		6,731	6,690	6,308		417	397	407	
3	19,458	19,943	20,305		18,393	18,824	19,146		1,065	1,119	1,159	
4	23,811	24,108	24,338		22,299	22,573	22,795		1,512	1,535	1,543	
5	21,723	22,152	22,471		20,490	20,905	21,223		1,233	1,247	1,248	
6	6,884	6,950	7,070		6,440	6,499	6,615		444	451	455	
7	13,024	13,117	13,361		12,683	12,781	13,006		341	336	355	
8	1,480	1,524	1,565		1,374	1,421	1,465		106	103	100	
9	19,530	19,725	19,930		18,921	19,068	19,259		609	657	671	
10	1,018	1,006	973		884	884	881		134	122	92	
11	16,868	17,097	17,442		15,985	16,194	16,514		823	903	928	
12	12,391	12,628	12,872		11,672	11,882	12,112		719	746	760	
13	7,570	7,699	7,846		7,264	7,384	7,531		306	315	315	
14	2,850	2,861	2,913		2,770	2,786	2,833		80	75	80	
15	1,039	1,067	1,088		1,018	1,043	1,063		21	24	25	
16	129	132	132		123	126	126		6	6	6	
17	19	19	21		19	19	21		-	-	-	
18	8	8	8		8	8	8		-	-	-	
Public Law 86-91 - Total	2,608	2,829	1,729		-	-	-		2,608	2,829	1,729	
Public Law 313 - Total	131	131	125		125	125	120		6	6	5	
Public Law 854 - Total	-	-	-		-	-	-		-	-	-	
Public Law 874 - Total	364	402	405		214	210	212		150	192	193	
Canal Zone Merit System - Total	196	192	202		-	-	-		196	192	202	
Presidential Appointees - Total	6	6	6		6	6	6		-	-	-	
WAGE BOARD - TOTAL	153,283	159,310	165,899		124,969	128,287	128,821		28,314	31,023	37,078	
Canal Zone Merit System	44	44	44		-	-	-		44	44	44	
Wage Board Foreman	10,336	10,292	10,316		9,675	9,663	9,693		661	629	623	
Wage Board Leaders	6,219	6,312	6,306		5,856	5,926	5,909		363	386	397	
Wage Board	111,147	114,370	114,720		107,449	110,571	110,841		3,698	3,799	3,879	
Trainees and Others	2,022	2,128	2,367		1,945	2,084	2,333		77	44	34	
Foreign Nationals a/	23,432	26,080	32,060		-	-	-		23,432	26,080	32,060	
Public Law 874	83	84	86		44	43	45		39	41	41	
SPECIAL CONSULTANT - TOTAL	106	79	78		105	79	78		1	-	-	

a/ Includes Canal Zone Foreign Nationals: 30 Sep, 795; 31 Dec, 837; and 31 Mar, 838.
b/ Includes 755 Appointments under President's Youth Opportunity Programs.
c/ Detail statistical data for 30 June not available (See par. 2 of Introduction)

Source: Data Applications Division, Data Services Center, Comptroller of the Air Force.

TABLE 140 — CIVILIAN EMPLOYEES BY TYPE OF APPOINTMENT, BY EMPLOYEE GROUP, WORLD-WIDE, AT END OF QUARTER — FY 1967

LOCATION AND TYPE OF APPOINTMENT	30 SEPTEMBER (1966)	31 DECEMBER	31 MARCH (1967)	30 JUNE
WORLD-WIDE - TOTAL	c/ 312,159	321,425	328,890	c/ 328,711
Competitive, Career - Total	211,064	210,422	209,352	
Salaried a/	118,603	119,296	119,892	
Wage Board	92,461	91,126	89,460	
Competitive, Career-Conditional - Total	49,184	54,775	57,901	
Salaried	25,604	27,130	28,451	
Wage Board	23,580	27,645	29,450	
Competitive, Limited Tenure - Total	20,811	20,739	20,759	
Salaried	9,003	8,931	8,841	
Wage Board	11,808	11,808	11,918	
Excepted, Limited, or Conditional - Total	26,650	31,090	36,891	
Salaried b/	3,715	4,748	4,214	
Wage Board	22,935	26,342	32,677	
Excepted, Permanent - Total	4,450	4,399	3,987	
Salaried	1,951	2,010	1,834	
Wage Board	2,499	2,389	2,153	
CONTINENTAL US - TOTAL	273,035	279,097	281,507	d/ 281,057
Competitive, Career - Total	202,565	201,823	200,702	
Salaried a/	113,567	114,162	114,714	
Wage Board	88,998	87,661	85,988	
Competitive, Career-Conditional - Total	46,946	52,243	55,167	
Salaried	24,174	25,567	26,754	
Wage Board	22,772	26,676	28,413	
Competitive, Limited Tenure - Total	18,993	19,092	19,218	
Salaried	7,952	7,910	7,905	
Wage Board	11,041	11,182	11,313	
Excepted, Limited, or Conditional - Total	3,559	4,919	5,342	
Salaried b/	1,451	2,200	2,302	
Wage Board	2,108	2,719	3,040	
Excepted, Permanent - Total	972	1,020	1,078	
Salaried	922	971	1,011	
Wage Board	50	49	67	
OVERSEA - TOTAL	39,124	42,328	47,383	d/ 47,654
Competitive, Career - Total	8,499	8,599	8,650	
Salaried a/	5,036	5,134	5,178	
Wage Board	3,463	3,465	3,472	
Competitive, Career-Conditional - Total	2,238	2,532	2,734	
Salaried	1,430	1,563	1,697	
Wage Board	808	969	1,037	
Competitive, Limited Tenure - Total	1,818	1,647	1,541	
Salaried	1,051	1,021	936	
Wage Board	767	626	605	
Excepted Limited, or Conditional - Total	23,091	26,171	31,549	
Salaried b/	2,264	2,548	1,912	
Wage Board	20,827	23,623	29,637	
Excepted, Permanent - Total	3,478	3,379	2,909	
Salaried	1,029	1,039	823	
Wage Board	2,449	2,340	2,086	

a/ Includes Presidential Appointees
b/ Includes Special Consultants
c/ Includes 755 Appointments Under President's Youth Opportunity Programs.
d/ Detail Statistical data for 30 June not available. (See par. 2 of Introduction).

Source: Data Applications Division, Data Services Center, Comptroller of the Air Force.

TABLE 141 — WAE (WHEN ACTUALLY EMPLOYED) EMPLOYEES AND PRESIDENTIAL APPOINTEES, WORLD-WIDE, AT END OF QUARTER — FY 1967

END OF QUARTER AND LOCATION	PRESIDENTIAL APPOINTEES	WAE (SPECIAL CONSULTANTS) b/	WAE (OTHER THAN SPECIAL CONSULTANTS) b/		
			TOTAL	SALARIED	WAGE BOARD
First Quarter (30 SEP 1966) - Total	6	106	1,077	303	774
Continental US	6	105	956	246	710
Overseas	-	1	121	57	64
Second Quarter - Total	6	79	1,762	703	1,059
Continental US	6	79	1,663	657	1,006
Overseas	-	-	99	46	53
Third Quarter (31 MAR 1967) - Total	6	78	4,279	729	3,550
Continental US	6	78	1,762	651	1,111
Overseas	-	-	2,517	78	2,439
Fourth Quarter - Total a/					
Continental US					
Overseas					

a/ Statistical data not available for Fourth Quarter (See para 2 of Introduction).
b/ Figures represent personnel who worked for any length of time during the month.

Source: Data Applications Division, Data Services Center, Comptroller of the Air Force

TABLE 142 — DEPARTMENTAL CIVILIAN EMPLOYEES BY TYPE OF EMPLOYEE, BY EMPLOYEE GROUP, AT END OF QUARTER — FY 1967

(In the table below, Competitive Career includes Presidential Appointees; Excepted, Limited, and Conditional includes Special Consultants.)

TYPE OF APPOINTMENT	30 SEPTEMBER (1966)		31 DECEMBER		31 MARCH (1967)		30 JUNE b/	
	Salaried	Wage Board	Salaried	Wage Board	Salaried	Wage Board	Salaried	Wage Board
TOTAL	3,277	11	3,322	6	3,401	6		
Competitive, Career a/	2,621	-	2,623	-	2,647	-		
Competitive, Career-Conditional	561	3	620	4	677	5		
Competitive, Limited Tenure	57	1	39	1	39	-		
Excepted, Limited or Conditional	13	7	13	1	10	1		
Excepted, Permanent	25	-	27	-	28	-		

a/ Includes 2 departmental civilian employees assigned overseas.
b/ Statistical Data not available for 30 June. (See par 2 of Introduction)

Source: Data Applications Division, Data Services Center, Comptroller of the Air Force

TABLE 143 — CIVILIAN EMPLOYEES WITH VETERANS PREFERENCE, BY PREFERENCE POINTS WITHIN MAJOR AIR COMMANDS, WORLD-WIDE, AT END OF QUARTER — 1967

COMMAND	30 SEPTEMBER 1966		31 DECEMBER		31 MARCH 1967		30 JUNE a/	
	5 and 10 Point Vets	10 Point Vets	5 and 10 Point Vets	10 Point Vets	5 and 10 Point Vets	10 Point Vets	5 and 10 Point Vets	10 Point Vets
WORLD-WIDE - TOTAL	153,903	25,365	157,261	25,714	158,241	25,763		
CONTINENTAL US - TOTAL	147,780	24,665	150,904	25,068	151,935	25,138		
Aeronautical Chart and Information Center	2,051	307	2,198	306	2,196	296		
Air Defense Command	6,451	1,115	6,875	1,154	7,273	1,209		
Air Force Accounting and Finance Center	653	163	664	171	676	172		
Air Force Communications Service	1,272	124	1,309	129	1,344	137		
Air Force Logistics Command	69,966	10,985	70,246	10,919	70,358	10,883		
Air Force Systems Command	16,927	2,974	17,025	2,980	17,046	2,930		
Air Training Command	12,199	2,231	12,202	2,260	12,068	2,264		
Air University	1,297	266	1,298	268	1,282	261		
Continental Air Command	6,191	609	6,251	618	6,278	612		
Headquarters Command, USAF	2,769	470	2,934	491	3,048	502		
Headquarters US Air Force	1,128	171	1,154	175	1,182	178		
Military Airlift Command	8,364	1,460	8,950	1,573	8,873	1,587		
Office of Aerospace Research	611	99	627	100	633	103		
Strategic Air Command	10,231	2,114	11,127	2,253	11,424	2,291		
Tactical Air Command	5,863	1,258	6,200	1,354	6,371	1,387		
USAF Academy	1,183	212	1,195	208	1,205	206		
USAF Security Service	624	107	649	109	678	120		
OVERSEA - TOTAL	6,123	700	6,357	646	6,306	625		
Aeronautical Chart and Information Center	4	-	5	-	5	-		
Air Defense Command	20	1	20	3	23	3		
Air Force Communications Service	419	23	433	34	435	44		
Air Force Logistics Command	409	39	438	42	457	44		
Air Force Systems Command	18	-	17	-	18	-		
Air Training Command	-	-	-	-	-	-		
Alaskan Air Command	1,022	117	1,088	113	1,140	116		
Continental Air Command	-	-	-	-	-	-		
Headquarters Command, USAF	49	6	54	6	57	8		
Headquarters US Air Force	-	-	1	-	1	-		
Military Airlift Command	600	90	579	64	583	70		
Office of Aerospace Research	1	-	1	-	1	-		
Pacific Air Forces	2,058	186	2,124	180	2,221	197		
Strategic Air Command	469	36	483	38	484	38		
US Air Forces, Europe	957	194	1,017	158	771	86		
USAF Security Service	23	1	25	1	38	12		
USAF Southern Command	74	7	72	7	72	7		

a/ Statistical data not available for 30 June (See par. 2 of Introduction)

Source: Data Applications Division, Data Services Center, Comptroller of the Air Force.

TABLE 144 — CIVILIAN EMPLOYEES BY SEX, BY LOCATION, WORLD-WIDE, AT END OF QUARTER — FY 1967

SEX CATEGORY BY COMMAND	30 SEPTEMBER (1966)	31 DECEMBER	31 MARCH (1967)	30 JUNE
	WORLD-WIDE			
TOTAL	a/ 312,159	321,425	328,890	b/ 328,711
MALE	223,110	227,964	233,948	
FEMALE	89,049	93,461	94,942	
	CONTINENTAL US			
CONTINENTAL US - TOTAL	273,035	279,097	281,507	b/ 281,057
MALE - TOTAL	193,734	196,808	197,836	
FEMALE - TOTAL	79,301	82,289	83,671	
Aeronautical Chart and Information Center - Total	3,753	3,721	3,734	
Male	2,898	2,861	2,865	
Female	855	860	869	
Air Defense Command - Total	11,798	12,472	13,079	
Male	7,927	8,454	8,907	
Female	3,871	4,018	4,172	
Air Force Communications Service - Total	3,380	3,452	3,513	
Male	1,336	1,365	1,403	
Female	2,044	2,087	2,110	
Air Force Accounting and Finance Division - Total	1,745	1,793	1,802	
Male	706	722	738	
Female	1,039	1,071	1,064	
Air Force Logistics Command - Total	129,288	131,068	131,870	
Male	98,201	98,443	98,544	
Female	31,087	32,625	33,326	
Air Force Systems Command - Total	32,305	32,201	32,349	
Male	22,200	22,173	22,225	
Female	10,105	10,028	10,124	
Air Training Command - Total	21,894	21,859	21,461	
Male	14,896	14,773	14,505	
Female	6,998	7,086	6,956	
Air University - Total	2,515	2,521	2,514	
Male	1,529	1,526	1,505	
Female	986	995	1,009	
Continental Air Command - Total	8,784	8,936	8,999	
Male	6,719	6,787	6,833	
Female	2,065	2,149	2,166	
Headquarters Command, USAF - Total	6,405	6,686	6,887	
Male	3,495	3,596	3,717	
Female	2,910	3,090	3,170	
Headquarters US Air Force - Total	3,289	3,330	3,413	
Male	1,417	1,428	1,460	
Female	1,872	1,902	1,953	
Military Airlift Command - Total	13,648	14,651	14,532	
Male	9,755	10,410	10,282	
Female	3,893	4,241	4,250	
Office of Aerospace Research - Total	1,376	1,388	1,398	
Male	1,023	1,016	1,020	
Female	353	372	378	

310-159 O - 68 - 22

TABLE 144 — CIVILIAN EMPLOYEES BY SEX, BY LOCATION, WORLD-WIDE, AT END OF QUARTER FY 1967 (CONTINUED)

SEX CATEGORY BY COMMAND	30 SEPTEMBER (1966)	31 DECEMBER	31 MARCH 1967)	30 JUNE
	CONTINENTAL US (Continued)			
Strategic Air Command - Total	19,082	20,644	21,187	
Male	12,481	13,646	13,985	
Female	6,601	6,998	7,202	
Tactical Air Command - Total	10,779	11,292	11,609	
Male	6,979	7,384	7,567	
Female	3,800	3,908	4,042	
USAF Academy - Total	1,850	1,898	1,934	
Male	1,444	1,467	1,495	
Female	406	431	439	
USAF Security Service - Total	1,144	1,185	1,226	
Male	728	757	785	
Female	416	428	441	
	OVERSEAS			
OVERSEA - TOTAL	39,124	42,328	47,383	b/47,654
MALE - TOTAL	29,376	31,156	36,112	
FEMALE - TOTAL	9,748	11,172	11,271	
Aeronautical Chart and Information Center - Total	14	14	14	
Male	5	4	4	
Female	9	10	10	
Air Force Communications Service - Total	1,655	1,724	1,772	
Male	786	808	825	
Female	869	916	947	
Air Defense Command - Total	274	271	282	
Male	249	256	265	
Female	25	15	17	
Air Force Logistics Command - Total	757	799	833	
Male	578	624	647	
Female	179	175	186	
Air Force Systems Command - Total	78	78	74	
Male	37	36	35	
Female	41	42	39	
Air Training Command - Total	2	2	2	
Male	-	-	-	
Female	2	2	2	
Alaskan Air Command - Total	2,404	2,422	2,454	
Male	1,655	1,633	1,665	
Female	749	789	789	
Continental Air Command - Total	2	3	3	
Male	-	-	-	
Female	2	3	3	
Headquarters Command, USAF - Total	595	596	589	
Male	381	370	368	
Female	214	226	221	
Headquarters US Air Force - Total	1	2	2	
Male	1	1	1	
Female	-	1	1	

TABLE 144 — CIVILIAN EMPLOYEES BY SEX, BY LOCATION, WORLD-WIDE, AT END OF QUARTER FY 1967 (CONTINUED)

SEX CATEGORY BY COMMAND	30 SEPTEMBER (1966)	31 DECEMBER	31 MARCH (1967)	30 JUNE
Military Airlift Command - Total	3,194	3,241	3,205	
Male	2,642	2,637	2,684	
Female	552	604	521	
Office of Aerospace Research - Total	32	31	30	
Male	10	10	10	
Female	22	21	20	
Pacific Air Forces - Total	19,669	22,363	29,235	
Male	16,193	17,807	23,022	
Female	3,476	4,556	6,213	
Strategic Air Command - Total	2,902	2,672	2,564	
Male	2,214	2,003	1,951	
Female	688	669	613	
US Air Forces in Europe - Total	5,943	6,459	4,630	
Male	3,328	3,632	3,266	
Female	2,615	2,827	1,364	
USAF Security Service - Total	579	591	629	
Male	489	489	522	
Female	90	102	107	
USAF Southern Command - Total	1,023	1,060	1,065	
Male	808	846	847	
Female	215	214	218	

a/ Includes 755 Appointments Under President's Youth Opportunity Programs.
b/ Detail statistics for 30 June not available. (See para 2 of Introduction).

Source: Data Applications Division, Data Services Center, Comptroller of the Air Force.

TABLE 145 — CIVILIAN EMPLOYEES BY CITIZENSHIP OR NONCITIZENSHIP STATUS, BY COMMAND OVERSEAS, AT END OF QUARTER — FY 1967

LOCATION AND CITIZENSHIP CATEGORY	30 SEPTEMBER (1966)	31 DECEMBER	31 MARCH (1967)	30 JUNE
TOTAL	39,124	42,328	47,383	47,654
TERRITORIES OF THE U.S. - TOTAL	9,212	9,395	9,523	9,521
US CITIZENS - TOTAL	8,401	8,529	8,661	8,663
NON-US CITIZENS - TOTAL	811	866	862	858
FOREIGN COUNTRIES - TOTAL	29,912	32,933	37,860	38,133
US CITIZENS - TOTAL	7,291	7,719	6,661	6,702
NON-US CITIZENS - TOTAL	22,621	25,214	31,199	31,431
Aeronautical Chart and Information Center - Total	14	14	14	a/
Territories of the U.S. - Total	10	10	10	
US Citizens	9	9	9	
Non-US Citizens	1	1	1	
Foreign Countries - Total	4	4	4	
US Citizens	4	4	4	
Non-US Citizens	-	-	-	

TABLE 145 —CIVILIAN EMPLOYEES BY CITIZENSHIP OR NONCITIZENSHIP STATUS, BY COMMAND OVERSEAS, AT END OF QUARTER — FY 1967 (CONTINUED)

LOCATION AND CITIZENSHIP CATEGORY	30 SEPTEMBER (1966)	31 DECEMBER	31 MARCH (1967)	30 JUNE
Air Defense Command - Total	274	271	282	
Territories of the U.S. - Total	41	40	45	
US Citizens	41	40	45	
Non-US Citizens	-	-	-	
Foreign Countries - Total	233	231	237	
US Citizens	15	13	11	
Non-US Citizens	218	218	226	
Air Force Communications Service - Total	1,655	1,724	1,772	
Territories of the U.S. - Total	843	851	856	
US Citizens	839	847	852	
Non-US Citizens	4	4	4	
Foreign Countries - Total	812	873	916	
US Citizens	341	355	358	
Non-US Citizens	471	518	558	
Air Force Logistics Command - Total	757	799	833	
Territories of the U.S. - Total	260	268	280	
US Citizens	260	268	280	
Non-US Citizens	-	-	-	
Foreign Countries - Total	497	531	553	
US Citizens	425	441	462	
Non-US Citizens	72	90	91	
Air Force Systems Command - Total	78	78	74	
Territories of the U.S. - Total	37	38	35	
US Citizens	36	37	34	
Non-US Citizens	1	1	1	
Foreign Countries - Total	41	40	39	
US Citizens	31	30	29	
Non-US Citizens	10	10	10	
Air Training Command - Total	2	2	2	
Territories of the U.S. - Total	2	2	2	
US Citizens	2	2	2	
Non-US Citizens	-	-	-	
Foreign Countries - Total	-	-	-	
US Citizens	-	-	-	
Non-US Citizens	-	-	-	
Alaskan Air Command - Total	2,404	2,422	2,454	
US Citizens	2,404	2,422	2,454	
Non-US Citizens	-	-	-	
Continental Air Command - Total	2	3	3	
Territories of the U.S. - Total	2	3	3	
US Citizens	2	3	3	
Non-US Citizens	-	-	-	
Headquarters Command, USAF - Total	595	596	589	
Territories of the U.S. - Total	41	46	48	
US Citizens	41	46	48	
Non-US Citizens	-	-	-	
Foreign Countries - Total	554	550	541	
US Citizens	170	180	177	
Non-US Citizens	384	370	364	

TABLE 145 — CIVILIAN EMPLOYEES BY CITIZENSHIP OR NONCITIZENSHIP STATUS, BY COMMAND OVERSEAS, AT END OF QUARTER — FY 1967 (CONTINUED)

LOCATION AND CITIZENSHIP CATEGORY	30 SEPTEMBER (1966)	31 DECEMBER	31 MARCH (1967)	30 JUNE
Headquarters US Air Force - Total	1	2	2	
Foreign Countries - Total	1	2	2	
US Citizens	1	2	2	
Non-US Citizens	-	-	-	
Military Airlift Command - Total	3,194	3,241	3,205	
Territories of the U.S. - Total	638	636	663	
US Citizens	633	631	658	
Non-US Citizens	5	5	5	
Foreign Countries - Total	2,556	2,605	2,542	
US Citizens	505	562	434	
Non-US Citizens	2,051	2,043	2,108	
Office of Aerospace Research - Total	32	31	30	
Foreign Countries - Total	32	31	30	
US Citizens	13	13	13	
Non-US Citizens	19	18	17	
Pacific Air Forces - Total	19,669	22,363	29,235	
Territories of the U.S. - Total	2,249	2,365	2,428	
US Citizens	2,248	2,364	2,427	
Non-US Citizens	1	1	1	
Foreign Countries - Total	17,420	19,998	26,807	
US Citizens	2,283	2,267	3,254	
Non-US Citizens	15,137	17,731	23,553	
Strategic Air Command - Total	2,902	2,672	2,564	
Territories of the U.S. - Total	1,647	1,637	1,619	
US Citizens	1,637	1,614	1,601	
Non-US Citizens	10	23	18	
Foreign Countries - Total	1,255	1,035	945	
US Citizens	87	108	43	
Non-US Citizens	1,168	927	902	
US Air Forces in Europe - Total	5,943	6,459	4,630	
Foreign Countries - Total	5,943	6,459	4,630	
US Citizens	3,339	3,659	1,782	
Non-US Citizens	2,604	2,800	2,848	
USAF Security Service - Total	579	591	629	
Territories of the U.S. - Total	15	17	15	
US Citizens	15	17	15	
Non-US Citizens	-	-	-	
Foreign Countries - Total	564	574	614	
US Citizens	77	85	92	
Non-US Citizens	487	489	522	
USAF Southern Command - Total	1,023	1,060	1,065	
Territories of the U.S. - Total	1,023	1,060	1,065	
US Citizens	234	229	233	
Non-US Citizens	789	831	832	
Foreign Countries - Total	-	-	-	
US Citizens	-	-	-	
Non-US Citizens	-	-	-	

a/ Detail statistical data by command not available (See para 2 of Introduction).

Source: Data Applications Division, Data Services Center, Comptroller of the Air Force

TABLE 146 — DEPARTMENTAL CIVILIAN EMPLOYEES BY TYPE OF SERVICE, AT END OF QUARTER — FY 1967

TYPE OF SERVICE	30 SEPTEMBER (1966)	31 DECEMBER	31 MARCH (1967)	30 JUNE b/
TOTAL	3,290	3,332	3,415	
General Schedule a/	3,251	3,298	3,378	
Presidential Appointees	6	6	6	
Public Law 313	20	18	17	
Public Law 854	-	-	-	
Special Consultants	2	4	8	
Wage Board	11	6	6	

a/ Includes in Headquarters US Air Force, Overseas: 30 Sep, 1; 31 Dec, 2; and 31 Mar, 2.
b/ Statistical data not available for 30 June. (See para 2 of Introduction).

Source: Data Applications Division, Data Services Center, Comptroller of the Air Force.

TABLE 147 — DEPARTMENTAL CIVILIAN EMPLOYEES WITH VETERANS PREFERENCE, BY PREFERENCE POINTS, AT END OF QUARTER — FY 1967

VETERAN'S PREFERENCE	30 SEPTEMBER (1966)	31 DECEMBER	31 MARCH (1967)	30 JUNE a/
TOTAL	1,128	1,155	1,183	
10 Point	171	175	178	
5 Point	957	980	1,005	

a/ Statistical data not available for 30 June. (See para 2 of Introduction).

Source: Data Applications Division, Data Services Center, Comptroller of the Air Force

TABLE 148 — ACCESSIONS OF USAF CIVILIAN EMPLOYEES BY TYPE, WORLD-WIDE, BY QUARTER — FY 1967

LOCATION AND SEPARATIONS BY TYPE	TOTAL	FIRST QUARTER	SECOND QUARTER	THIRD QUARTER	FOURTH QUARTER b/
WORLD-WIDE - TOTAL	a/ 92,368	33,749	30,175	28,444	
CAREER APPOINTMENT - TOTAL	340	123	85	132	
CAREER-CONDITIONAL APPOINTMENT - TOTAL	19,370	7,250	6,846	5,274	
EXCEPTED APPOINTMENT - TOTAL	30,869	9,167	9,476	12,226	
OTHER TEMPORARY APPOINTMENTS - TOTAL	13,657	5,147	5,536	2,974	
REEMPLOYED - PREVIOUS FEDERAL SERVICE - TOTAL	9,699	3,553	3,262	2,884	
RETURNED TO DUTY OR PAY STATUS - TOTAL	3,620	2,555	664	401	
TEMPORARY APPOINTMENTS FROM CIVIL SERVICE REGISTER - TOTAL	6,737	2,984	2,117	1,636	
TEMPORARY APPOINTMENTS PENDING CIVIL SERVICE REGISTER - TOTAL	1,873	617	668	588	
TRANSFERS FROM OTHER FEDERAL AGENCIES - TOTAL	6,203	2,353	1,521	2,329	
CONTINENTAL US - TOTAL	59,177	23,260	20,241	15,676	
Career Appointment	325	116	78	131	
Career-Conditional Appointment	18,541	6,928	6,570	5,043	
Excepted Appointment	7,677	2,897	3,363	1,417	
Other Temporary Appointments	9,374	3,929	2,769	2,676	
Reemployed - Previous Federal Service	8,977	3,255	3,020	2,702	
Returned to Duty or Pay Status	1,257	509	375	373	
Temporary Appointments from Civil Service Register	6,369	2,826	1,980	1,563	
Temporary Appointments Pending Civil Service Register	1,791	577	649	565	
Transfers from Other Federal Agencies	4,866	2,223	1,437	1,206	
OVERSEA - TOTAL	33,191	10,489	9,934	12,768	
Career Appointment	15	7	7	1	
Career-Conditional Appointment	829	322	276	231	
Excepted Appointment	23,192	6,270	6,113	10,809	
Other Temporary Appointments	4,283	1,218	2,767	298	
Reemployed - Previous Federal Service	722	298	242	182	
Returned to Duty or Pay Status	2,363	2,046	289	28	
Temporary Appointments from Civil Service Register	368	158	137	73	
Temporary Appointments Pending Civil Service Register	82	40	19	23	
Transfers from Other Federal Agencies	1,337	130	84	1,123	

a/ Does not include data for Fourth Quarter.
b/ Statistical data by accessions not available for Fourth Quarter (See para 2 of Introduction).
Source: Data Applications Division, Data Services Center, Comptroller of the Air Force

TABLE 149 — SEPARATIONS OF USAF CIVILIAN EMPLOYEES BY TYPE, WORLD-WIDE, BY QUARTER — FY 1967

LOCATION AND SEPARATIONS BY TYPE	TOTAL	FIRST QUARTER	SECOND QUARTER	THIRD QUARTER	FOURTH QUARTER b/
WORLD-WIDE - TOTAL	a/ 69,421	27,686	20,793	20,942	
DISPLACEMENT OF INDEFINITE APPOINTEES - TOTAL	97	24	62	11	
DISQUALIFICATION, INEFFICIENCY, MISCONDUCT, DELINQUENT, OTHER	1,251	432	393	426	
EXTENDED LEAVE WITHOUT PAY - TOTAL	3,060	1,177	895	988	
REDUCTION IN FORCE - TOTAL	556	202	164	190	
RESIGNATIONS - TOTAL	30,797	14,731	8,270	7,796	
RETIREMENT, LEGAL INCOMPETENCE, DISABILITY, DEATH - TOTAL	4,265	1,249	1,610	1,406	
SUSPENSION, MILITARY FURLOUGH - TOTAL	278	75	81	122	
TERMINATION OF TEMPORARY OR EXCEPTED APPOINTMENT - TOTAL	19,020	6,944	6,755	5,321	
TRANSFERS TO OTHER FEDERAL AGENCIES - TOTAL	10,097	2,852	2,563	4,682	
CONTINENTAL US - TOTAL	51,462	23,741	14,337	13,384	
Displacement of Indefinite Appointees	86	15	60	11	
Disqualification, Inefficiency, Misconduct, Delinquent, Other	1,025	374	311	340	
Extended Leave Without Pay	2,648	979	778	891	
Reduction in Force	429	154	140	135	
Resignations	25,032	12,909	6,182	5,941	
Retirement, Legal Incompetence, Disability, Death	4,062	1,188	1,542	1,332	
Suspension, Military Furlough	261	72	73	116	
Termination of Temporary or Excepted Appointment	10,397	5,349	2,813	2,235	
Transfers to Other Federal Agencies	7,522	2,701	2,438	2,383	
OVERSEA - TOTAL	17,959	3,945	6,456	7,558	
Displacement of Indefinite Appointees	11	9	2	-	
Disqualification, Inefficiency, Misconduct, Delinquent, Other	226	58	82	86	
Extended Leave Without Pay	412	198	117	97	
Reduction in Force	127	48	24	55	
Resignations	5,765	1,822	2,088	1,855	
Retirement, Legal Incompetence, Disability, Death	203	61	68	74	
Suspension, Military Furlough	17	3	8	6	
Termination of Temporary or Excepted Appointment	8,623	1,595	3,942	3,086	
Transfers to Other Federal Agencies	2,575	151	125	2,299	

a/ Does not include Separations for Fourth Quarter. (See Footnote "b").
b/ Statistical data by separations not available for Fourth Quarter. (See para 2 of Introduction).

Source: Data Applications Division, Data Services Center, Comptroller of the Air Force

TABLE 150 — USAF INCENTIVE AWARDS AND QUALITY SALARY INCREASE PROGRAMS WORLD-WIDE — FY 1967

(Basic authority for the incentive awards program is provided by Title III, Public Law 763, 83d Congress, which was effective, 30 November 1954 and repealed previous legislation.) Basic authority for the quality salary increases is provided by Section 702 of the Classification Act of 1949, as amended by Section 603 of Public Law 793, 87th Congress.

COMMAND	SUGGESTIONS				HONORARY AWARDS			CASH AWARDS FOR SUSTAINED SUPERIOR PERFORMANCE			CASH AWARDS FOR SPECIAL ACTS OR SERVICES		
	Suggestions Received	Suggestions Adopted	Cash Paid For Awards	Estimated First Year Benefits a/	Exceptional and Valor Awards Approved b/	Meritorious and Valor Awards Approved c/	Awards Approved	Cash Paid For Awards	Estimated First Year Benefits a/	Awards Approved	Cash Paid For Awards	Estimated First Year Benefits a/	Quality Salary Increases Approved d/
TOTAL	102,339	20,229	748,635	60,097,530	48	126	10,678	1,579,665	156,065	439	74,255	1,231,445	2,748
CONTINENTAL US - TOTAL	98,668	19,696	734,210	59,838,715	41	119	9,507	1,435,055	156,065	429	72,775	1,220,095	2,552
Air Force Communications Service	540	93	3,290	35,590	-	-	44	5,600	-	-	-	-	14
Aero Chart and Information Center	1,011	222	7,335	271,425	-	3	138	24,950	-	2	1,430	256,510	54
Air Defense Command	2,486	621	21,775	349,345	3	3	300	43,650	-	6	845	-	245
Air Force Accounting and Finance Center	833	180	2,265	22,950	-	2	22	2,950	-	44	65	-	44
Air Force Logistics Command	55,926	10,223	384,145	42,754,285	3	43	4,934	737,250	-	138	16,815	-	246
Air Force Systems Command	7,224	1,823	105,345	12,093,705	13	18	1,204	200,550	-	100	25,595	208,900	397
Air Training Command	6,560	1,384	46,770	1,339,585	2	11	518	71,150	52,575	53	6,615	11,600	368
Air University	740	272	6,400	97,385	3	4	99	14,950	-	4	775	-	23
Continental Air Command	2,186	688	19,225	188,605	-	1	182	25,000	625	8	1,355	12,080	125
Headquarters Command, USAF	1,079	189	4,245	25,865	-	-	138	21,550	-	11	2,000	105,920	125
Headquarters US Air Force	364	33	820	4,860	14	25	218	38,300	-	11	4,125	352,000	151
Military Airlift Command	5,970	1,305	42,650	834,845	1	2	619	85,855	-	16	2,020	-	178
Office of Aerospace Research	432	53	4,220	99,815	2	3	34	6,300	-	12	6,415	28,500	33
Strategic Air Command	8,465	1,441	41,790	941,870	-	4	531	83,700	101,865	6	800	-	362
Tactical Air Command	4,111	994	37,985	679,935	-	-	305	43,000	1,000	13	3,175	54,925	176
USAF Academy	376	78	3,535	92,805	-	-	172	22,300	-	5	745	189,660	5
USAF Security Service	365	97	2,415	5,845	-	-	49	8,000	-	-	-	-	6
OVERSEA - TOTAL	3,671	533	14,425	258,815	7	7	1,171	144,610	-	10	1,480	11,350	196
Alaskan Air Command	723	144	3,620	46,915	-	-	159	22,650	-	-	-	-	36
Pacific Air Command	1,881	276	6,010	98,160	5	5	841	99,495	-	7	860	-	71
US Air Forces, Europe	987	96	3,905	101,185	-	2	144	18,965	-	3	620	11,350	72
USAF Southern Command	80	17	890	12,555	2	-	27	3,500	-	-	-	-	17

a/ Tangible benefits cannot be estimated in all instances as many result in intangible benefits such as morale, safety, or welfare, or improved operations.

b/ Decoration for Exceptional Civilian Service and AF Civilian Award for Valor are awarded by Secretary of the Air Force.

c/ Award for Meritorious Civilian Service and AF Command Civilian Award for Valor are awarded by Chief of Staff, or Major air commanders.

d/ Quality salary increases were implemented in the Air Force in April 1963 and are used to recognize continuing high quality performance of employees subject to the Classification Act.

Source: Employee Programs Division, Directorate of Civilian Personnel, DCS/Personnel.

TABLE 151 — AIR FORCE AID SOCIETY SUMMARIES, FOR MILITARY UNITS, WORLD-WIDE FY 1967

(The total amount of loans outstanding as of 30 June 1967 amounted to $971,932 of which it is estimated that $269,466 will not be collected for various reasons. Between 1 March 1946 and 30 June 1967, 1,851,241 has been written off as uncollectible, due to death or subsequent financial difficulties of the borrowers. This results in total assistance to date of $6,435,009 of which repayment cannot be expected.)

ACTIVITY	FISCAL YEAR 1967	1 MARCH 1946 THROUGH 30 JUNE 1967
EXCESS RECEIPTS OVER DISBURSEMENTS - TOTAL	218,188	7,093,126
Receipts (Excluding Loan Repayment) - Total	712,114	14,695,404
Memberships and Donations of All Kinds	709,816	13,202,437 a/
Fund Raising Activities (Carnivals, Shows, Dances, etc)	2,298	1,492,967
Disbursements (Net) - Total	493,926	7,602,278
Operating Expenses (Forms, Bank Charges, etc)	18,748	196,658
Grants	437,682	4,583,768
Loans (Excess over Repayments)	37,496	2,821,852
EXCESS LOANS OVER PAYMENTS - TOTAL	37,496	2,821,852
Loans Made	1,293,449	33,272,390
Loans Repaid	1,255,953	30,450,538
CASES ASSISTED - TOTAL	12,096	419,089
Number of Loans Made	9,351	387,976
Number of Grants Made	2,745	31,113

a/ Includes donations and memorials to the General Henry H. Arnold Educational Fund of $1,753,361. National Headquarters has given assistance in the amount of $4,026,311 from the Educational Fund.

Source: Air Force Aid Society, National Headquarters.

TABLE 152 — SUMMARY OF USAF CIVILIAN RETIREMENT FUND TRANSACTIONS — 31 DEC 1966

(Civilian Retirement Fund Transactions are reported only on a Calendar Year Basis)

SUMMARY NOMENCLATURE	CALENDAR YEAR 1966
Current Year Payments to Retirement Fund - Total	$248,929,973.84
Current Year Employee Deductions	$124,461,428.42
Air Force Contribution	a/ $124,468,545.42
Accumulative Year-End Total Retirement Deductions	$848,201,698.09
Year-End of Active Accounts (Number) - Total	276,441

a/ Variance from employee deductions results from adjustment for current and prior year transactions.

Source: Director of Accounting and Finance (AFAAFBA). Comptroller of the Air Force.

TABLE 153 – EMPLOYED STRENGTH OF CIVILIAN PERSONNEL IN SOUTHEAST ASIA (SEA) AT END OF QUARTER – FY 1966 AND FY 1967

PERSONNEL BY LOCATION	FIRST QUARTER	SECOND QUARTER	THIRD QUARTER	FOURTH QUARTER
	FY 1966			
TOTAL SOUTH EAST ASIA	998	3,281	3,789	4,215
Citizens of US	43	63	98	112
Non-US Citizens	955	3,218	3,691	4,103
Thailand	704	2,647	2,869	2,829
Citizens of US	13	22	33	41
Non-US Citizens	691	2,625	2,836	2,788
South Vietnam	294	634	920	1,386
Citizens of US	30	41	65	71
Non-US Citizens	264	593	855	1,315
	FY 1967			
TOTAL SOUTH EAST ASIA	6,406	8,924	14,622	14,907
Citizens of US	112	125	141	198
Non-US Citizens	6,294	8,799	14,481	14,709
Thailand	4,316	4,539	6,959	7,098
Citizens of US	42	50	59	105
Non-US Citizens	4,274	4,489	6,900	6,993
South Vietnam	2,090	4,385	7,663	7,809
Citizens of US	70	75	82	93
Non-US Citizens	2,020	4,310	7,581	7,716

Source: Data Applications Division, Data Services Center, Comptroller of the Air Force

MEDICAL

PART X

DEFINITIONS

ADMISSION - When applied to: (1) Active duty military personnel, the term indicates that the individual has been placed under treatment as a quarters patient or as a hospital bed occupant on an excused-from-duty basis. (2) A civilian patient, the term indicates that a patient has entered a hospital as a bed occupant, for some form of treatment.

ADMISSION RATE - The admission rate is a measure which indicates the frequency with which military patients are excused from duty for medical reasons. Hence, the admission rate is based on admissions from duty. These are annual admission rates, which show the number of admissions that would occur during a 365 day year if admissions occurred throughout an entire year at the same frequency as in the period of observation. The annual admission rate per thousand average strength is computed as follows:

$$\frac{\text{Number of admissions during the period X Number of such periods in a year X 1,000}}{\text{Mean strength during the period}}$$

AIR FORCE PERSONNEL - Air Force military personnel on extended active duty, not including Air Force Academy cadets or personnel on active duty for training.

AVERAGE OCCUPIED BEDS - The average of the numbers of patients occupying beds in hospitals and Class "A" dispensaries as of midnight of each day in the period.

COMPLETE PHYSICAL EXAMINATIONS - Complete physical examinations include only those recorded on the Report of Medical Examination (Standard Form 88); physical inspections of food handlers or barbers are not included nor are examinations of personnel who are ill.

HOSPITALIZED RATIO - The hospitalized ratio is the weighted average of the proportions of strength in an inpatient status each day (of the period for which it is computed). It differs from the noneffective ratio in that it includes only bed occupancy days in hospital or Class "A" dispensary. The ratio is computed per 100 strength as follows:

$$\frac{\text{Number of bed occupancy days in the period X 100}}{\text{Mean strength X Number of calendar days in the period}}$$

INPATIENT ADMISSION - The enrollment of a patient for care on the wards of a hospital or Class "A" dispensary.

NONEFFECTIVE RATIO - The medical noneffective ratio is the weighted average of the proportions of strength not available for duty, for medical reasons, each day (of the period for which it is computed). Such persons may be under treatment as inpatients, in quarters, on sick leave, or AWOL from a patient status. The ratio is computed for a specified period, per 100 strength as follows:

$$\frac{\text{Number of sick days in period X 100}}{\text{Mean strength X Number of calendar days in the period}}$$

OPERATING BEDS - This term applies to beds with staff and equipment ready for treatment of patients, whether in a hospital or a Class "A" dispensary.

OUTPATIENT VISITS - One visit is counted each time an outpatient or quarters patient received advice and/or treatment at an organized clinic or specialty service. More than one visit per patient may be counted on a given day. For 1960 and prior years (data shown in previous reports) only one visit was counted for each outpatient who presented himself or was visited for medical advice and/or treatment on a given day.

PHYSIOLOGICAL TRAINING - Program of instruction to familiarize the flyer with the physiological and psychological stresses of modern military aviation and space flight, and to prepare him to meet these stresses successfully. Physiological training officers are also responsible for training air crew members in functions of personnel protective equipment which is used in flight, escape from aircraft, and survival.

TABLE 154 — SELECTED DATA CONCERNING MEDICAL CARE PROVIDED AT FIXED AIR FORCE MEDICAL FACILITIES, WORLD-WIDE: FY 1963 — 1967

INDEX	FISCAL YEAR				
	1963	1964	1965	1966	1967
Number of operating beds at end of fiscal year	11,078	10,677	10,493	10,613	10,640
Average number of patients occupying beds (during the FY):					
Total	8,772	8,364	8,264	8,298	8,556
EAD US military personnel	4,589	4,263	4,164	4,305	4,484
Air Force personnel	4,200	3,924	3,819	3,918	4,015
Army personnel	279	237	233	240	264
Navy personnel	110	102	112	147	204
Other US active duty military personnel	37	28	31	27	29
Active duty personnel of US nonmilitary uniformed services	8	11	6	8	7
Retired personnel of US uniformed services, total	406	437	489	509	554
Retired Air Force personnel	229	243	275	285	327
Retired Army personnel	105	116	128	132	141
Retired Navy personnel	66	71	79	84	79
Other retired personnel	6	7	7	8	7
Dependents of US uniformed services personnel, total	3,552	3,464	3,418	3,284	3,274
Dependents of US active duty military personnel	3,133	3,003	2,889	2,680	2,603
Dependents of Air Force	2,799	2,691	2,586	2,368	2,265
Dependents of Army	217	199	190	186	204
Dependents of Navy	117	113	113	126	134
Dependents of retired and deceased US military personnel	404	445	514	586	653
Dependents of US nonmilitary uniformed services personnel	15	16	15	17	18
All other beneficiaries	180	161	156	166	208
Total number of inpatient admissions	406,490 1/	393,589 2/	376,691	370,438	378,194
Inpatient admissions of:					
EAD US military personnel	153,772	144,546	131,937	135,329	142,296
Other US active duty military personnel	1,288	1,122	1,275	1,232	1,187
Active duty US nonmilitary uniformed services personnel	297	330	274	312	264
Retired US military personnel	11,793	12,898	14,398	15,439	17,547
Retired US nonmilitary uniformed services personnel	164	195	222	213	214
Dependents of US uniformed services personnel, total	232,035	228,177	222,608	211,801	208,866
Dependents of:					
US active duty military personnel	214,536	207,400	199,097	185,061	178,736
Retired and deceased US military personnel	16,704	19,935	22,688	25,866	29,263
US nonmilitary uniformed services personnel	795	842	823	874	867
All other beneficiaries	7,141	6,321	5,977	6,112	7,820

TABLE 154 — SELECTED DATA CONCERNING MEDICAL CARE PROVIDED AT FIXED AIR FORCE MEDICAL FACILITIES, WORLD-WIDE: FY 1963 — 1967 (CONTINUED)

INDEX	FISCAL YEAR				
	1963	1964	1965	1966	1967
Total number of outpatient visits	15,393,665 1/	15,592,224 2/	16,093,765	16,843,475	17,327,940
Outpatient visits of:					
EAD US military personnel	5,817,710	5,761,857	5,768,654	6,319,020	6,651,259
Other US active duty military personnel	42,480	43,264	48,584	58,111	51,839
Active duty personnel of US nonmilitary uniformed services	4,076	4,905	5,272	6,505	4,647
Retired US uniformed services personnel	234,723	277,319	345,953	413,130	464,962
Dependents of US active duty military personnel	8,180,586	8,356,047	8,706,045	8,621,654	8,591,348
Dependents of retired and deceased US uniformed services personnel	286,561	385,876	490,714	611,379	725,807
US civilian employees	645,671	594,910	599,708	658,570	646,142
All other beneficiaries	181,858	168,046	128,835	155,106	191,936
Total number of immunizations	10,219,371 1/	8,782,643 2/	8,551,476	9,852,654	9,875,287
Total number of flight physical examinations	212,915	213,511 2/	199,413	202,373	200,242
Total number of other complete physical examinations	513,087	410,722 2/	421,983	688,811	661,240

1/ Includes data for non-fixed facilities.

2/ Data adjusted to a 365 day period.

SOURCE: Biometrics Division, Office of the Surgeon General, USAF.

TABLE 155 — ADMISSION RATES FOR MAJOR ILLNESS GROUPS, BY MONTH, AIR FORCE PERSONNEL
FY 1963 — 1967

(Admissions per year per 1,000 strength)

MAJOR ILLNESS GROUP AND FISCAL YEAR	AVERAGE FOR FISCAL YEAR	JUL	AUG	SEP	OCT	NOV	DEC	JAN	FEB	MAR	APR	MAY	JUN
WORLDWIDE													
ALL CAUSES - TOTAL													
FY 1963	199	184	190	190	201	185	160	225	252	239	210	189	169
FY 1964	189	177	176	184	193	169	164	215	213	219	203	175	175
FY 1965	181	168	172	179	181	174	154	198	208	219	190	166	168
FY 1966	181	157	169	173	176	180	150	204	212	215	189	181	169
FY 1967	176	159	171	170	175	172	154	200	191	190	182	188	164
DISEASE													
FY 1963	175	159	165	165	176	163	139	202	228	217	188	164	145
FY 1964	166	152	150	160	169	148	143	193	191	197	180	151	150
FY 1965	159	144	148	156	158	152	134	177	188	198	168	144	145
FY 1966	160	136	148	152	154	159	132	183	189	196	169	159	148
FY 1967	157	139	151	150	153	152	136	180	171	172	162	168	144
NON-BATTLE INJURY													
FY 1963	24	25	25	25	25	22	21	23	24	22	22	25	24
FY 1964	23	25	26	24	24	21	21	22	22	22	23	24	25
FY 1965	22	24	24	23	23	22	20	21	20	21	22	22	23
FY 1966	21	21	22	21	21	21	18	21	23	19	20	21	21
FY 1967	20	20	20	20	21	20	17	19	20	18	20	20	19
CONTINENTAL US (EXCLUDES ALASKA AND HAWAII)													
ALL CAUSES - TOTAL													
FY 1963	189	179	184	183	191	174	149	214	238	226	199	179	160
FY 1964	179	167	168	175	181	158	153	205	202	211	196	168	167
FY 1965	171	158	163	167	171	163	145	189	199	207	182	155	155
FY 1966	170	143	158	159	162	167	136	192	205	210	184	173	157
FY 1967	163	143	153	157	160	155	135	191	179	183	172	179	150
DISEASE													
FY 1963	167	154	161	160	169	154	129	193	217	205	178	156	137
FY 1964	157	144	144	153	159	138	134	184	181	190	174	146	144
FY 1965	151	135	140	146	151	144	126	170	181	189	163	136	134
FY 1966	151	124	139	141	143	148	120	173	187	193	166	152	137
FY 1967	145	125	136	139	141	138	119	173	160	166	152	160	131
NON-BATTLE INJURY													
FY 1963	22	25	23	23	22	20	20	21	21	21	21	23	23
FY 1964	22	23	24	22	22	20	19	21	21	21	22	22	23
FY 1965	20	23	23	21	20	19	19	19	18	18	19	19	21
FY 1966	19	19	19	18	19	19	16	19	18	17	18	21	20
FY 1967	18	19	17	18	19	17	15	17	19	17	19	19	19

TABLE 155 — ADMISSION RATES FOR MAJOR ILLNESS GROUPS, BY MONTH, AIR FORCE PERSONNEL FY 1963 — 1967 (CONTINUED)

(Admissions per year per 1,000 strength)

MAJOR ILLNESS GROUP AND FISCAL YEAR	AVERAGE FOR FISCAL YEAR	JUL	AUG	SEP	OCT	NOV	DEC	JAN	FEB	MAR	APR	MAY	JUN
	OUTSIDE CONTINENTAL US (INCLUDES ALASKA AND HAWAII)												
ALL CAUSES - TOTAL													
FY 1963	230	200	210	214	234	222	196	258	294	278	244	218	199
FY 1964	220	210	203	215	233	209	203	250	249	246	225	197	204
FY 1965	215	202	199	219	214	211	184	227	241	258	216	200	212
FY 1966	214	203	208	219	221	224	194	239	233	231	201	202	202
FY 1967	208	199	216	203	211	211	197	220	219	204	203	209	194
DISEASE													
FY 1963	201	172	180	183	201	191	169	228	263	253	216	190	169
FY 1964	192	179	173	185	203	183	177	227	222	219	200	167	174
FY 1965	186	174	171	189	184	180	158	200	214	230	187	170	184
FY 1966	186	174	178	190	192	196	170	210	196	204	175	175	175
FY 1967	183	174	188	177	182	185	175	196	195	183	182	185	173
NON-BATTLE INJURY													
FY 1963	29	28	30	31	33	31	27	30	31	25	28	28	30
FY 1964	28	31	30	30	30	26	26	23	27	27	25	30	30
FY 1965	28	28	28	30	30	31	26	27	27	28	29	30	28
FY 1966	28	28	29	29	28	28	23	28	36	26	24	26	26
FY 1967	24	24	27	25	28	26	22	25	23	21	21	23	21

SOURCE: Biometrics Division, Office of the Surgeon General, USAF.

TABLE 156 — ADMISSION RATES FOR MAJOR ILLNESS GROUPS, BY MONTH, AIR FORCE PERSONNEL IN SOUTHEAST ASIA: FY 1965 — 1967

(Admissions per year per 1,000 strength)

MAJOR ILLNESS GROUP AND FISCAL YEAR	AVERAGE FOR FISCAL YEAR	JUL	AUG	SEP	OCT	NOV	DEC	JAN	FEB	MAR	APR	MAY	JUN
ALL CAUSES - TOTAL													
FY 1965	165	165	170	169	188	163	149	153	161	141	153	175	193
FY 1966	135	106	129	111	146	103	121	123	140	140	134	140	165
FY 1967	173	164	173	184	194	184	187	170	169	159	162	178	168
DISEASE													
FY 1965	136	153	142	137	163	118	121	124	132	117	135	126	170
FY 1966	115	93	106	100	128	84	102	102	120	117	112	127	146
FY 1967	150	144	151	161	168	160	164	146	144	137	144	149	146
NON-BATTLE INJURY													
FY 1965	28	11	28	33	24	45	27	29	22	23	19	47	20
FY 1966	18	12	19	11	17	18	16	20	19	22	15	12	18
FY 1967	22	18	22	22	24	23	21	23	21	21	17	25	21

NOTE: The average daily beds occupied in Air Force Facilities during FY 1967 was 234. This represents a 64 percent occupancy of the average (368) operating beds.

SOURCE: Biometrics Division, Office of the Surgeon General, USAF.

310-159 O - 68 - 23

TABLE 157 — NONEFFECTIVE RATIOS FOR ALL CAUSES, BY MONTH, AIR FORCE PERSONNEL, WORLD-WIDE FY 1963 — 1967

(Personnel not available for duty because of medical reasons per 100 average strength)

FISCAL YEAR	AVERAGE FOR FISCAL YEAR	JUL	AUG	SEP	OCT	NOV	DEC	JAN	FEB	MAR	APR	MAY	JUN
FY 1963	.74	.73	.74	.76	.75	.72	.67	.75	.83	.82	.76	.72	.69
FY 1964	.71	.68	.69	.70	.72	.70	.64	.71	.76	.77	.75	.71	.67
FY 1965	.70	.67	.67	.68	.69	.68	.63	.70	.76	.77	.72	.70	.67
FY 1966	.72	.66	.67	.69	.72	.73	.67	.73	.79	.80	.76	.75	.71
FY 1967	.72	.69	.70	.71	.71	.71	.65	.71	.76	.75	.75	.75	.70

SOURCE: Biometrics Division, Office of the Surgeon General, USAF.

TABLE 158 — HOSPITALIZED RATIOS FOR ALL CAUSES, BY MONTH, AIR FORCE PERSONNEL, WORLD-WIDE FY 1963 — 1967

(Personnel occupying hospital beds per 100 average strength)

FISCAL YEAR	AVERAGE FOR FISCAL YEAR	JUL	AUG	SEP	OCT	NOV	DEC	JAN	FEB	MAR	APR	MAY	JUN
FY 1963	.57	.56	.58	.59	.59	.56	.48	.58	.63	.62	.59	.57	.54
FY 1964	.55	.53	.54	.55	.57	.55	.46	.55	.60	.59	.57	.54	.51
FY 1965	.54	.51	.53	.55	.55	.54	.45	.54	.59	.59	.56	.55	.52
FY 1966	.56	.52	.54	.55	.57	.58	.48	.57	.61	.62	.58	.56	.53
FY 1967	.54	.53	.53	.55	.55	.55	.45	.54	.58	.55	.55.	.54	.50

SOURCE: Biometrics Division, Office of the Surgeon General, USAF.

TABLE 159 — NUMBER OF INDIVIDUALS COMPLETING PHYSIOLOGICAL TRAINING ACCORDING TO PHASE OF TRAINING: FY 1963 — 1967

FISCAL YEAR	ORIGINAL	REFRESHER	PASSENGER	PRESSURE SUIT	EJECTION SEAT
FY 1963	8,771	25,942	10,250	1,629	7,461
FY 1964	11,588	28,615	9,636	1,313	8,740
FY 1965	14,836	27,766	9,874	850	8,762
FY 1966	15,943	29,648	7,535	693	9,569
FY 1967	14,835	32,279	10,330	523	9,071
TOTALS	65,973	144,250	47,625	5,008	43,603

NOTE: Most of the trainees are Air Force extended active duty military personnel. Members of the other US Armed Forces, allied military personnel, and civilians are also included. (See AFR 50-27.)

SOURCE: Aerospace Medicine Division, Office of the Surgeon General, USAF.

SECURITY AND MILITARY DISCIPLINE

PART XI

SECURITY POLICE

INTRODUCTION

Security Police statistics are collected quarterly world-wide for use in management as well as the determination of the status of discipline within the Air Force. In general, they include selected data regarding military and civil type offenses and the administration of the correction program. All data depicted in this table is derived from reports required by AFR 125-17. Information regarding "Security Incidents - Inquiries or Investigations", contained in the FY 1966 Statistical Digest are not contained in this table because the data is no longer reported to this headquarters. Responsibility for monitoring Security incidents has been delegated to the major air commands. Data pertaining to "Personnel Security Determinations" has been realigned to differentiate between military and civilian determinations. All entries depicting military offenses represent only those offenses for which action was taken under Uniform Code of Military Justice (UCMJ).

DEFINITIONS

ABSENCE WITHOUT LEAVE (AWOL). Status or the offense of any member of the Air Force who, without authority:
(1) Fails to go to his appointed place of duty at the time prescribed; or
(2) Goes from that place; or
(3) Absents himself or remains absent from his unit, organization, or place of duty at which he is required to be at the time prescribed (10 U.S.C. 886). (See AFR 35-73)

CUSTODY GRADE - Prisoners are classified as being in a minimum, medium, or maximum custody grade in accordance with the criteria outlined in (1), (2) and (3) below. The initial classification will be determined by the correction officer based upon the nature of the offense, demeanor of the prisoner upon admission, and any other pertinent information available.

(1) Minimum custody prisoners are those who are sufficiently stable, dependable, and trustworthy as to require little or no custodial supervision.

(2) Medium custody prisoners are those who require continual supervision, but whose escape would not threaten life, limb, or property.

(3) Maximum custody prisoners are those whose escape would present a distinct threat to the safety of life, limb, or property, and who require special custodial controls and handling.

CASUAL STATUS - A prisoner held at an installation Correction facility awaiting:

(1) Disposition instructions from another Command; or

(2) If disposition instructions have been received, awaiting transfer to a designated Confinement facility.

CORRECTIONAL CUSTODY - The physical restraint of a person during duty or non duty hours, or both, imposed as a punishment under Article 15, UCMJ, and may include extra duties, fatigue duties, or hard labor. (Addendum to the Manual for Courts Martial, United States 1951, January 1963)

TABLE 160 — SECURITY POLICE ACTIVITIES, WORLD-WIDE, BY QUARTER — FY 1967

LOCATION BY COMMAND	TOTAL	1ST QTR	2ND QTR	3RD QTR	4TH QTR
	AWOL PERSONNEL: AWOL INCIDENTS				
WW - TOTAL	3,155	867	757	819	712
U S - TOTAL	2,750	783	652	707	608
OVERSEAS - TOTAL	405	84	105	112	104
AAC	15	4	3	6	2
ADC	438	124	102	108	104
AFA	-	-	-	-	-
AFCS	93	25	21	28	19
AFLC	81	38	18	8	17
AFSC	99	30	25	21	23
ATC	529	182	128	123	96
AU	10	-	6	2	2
CAC	2	1	1	-	-
HAWAII	12	3	2	4	3
Hq CMD	36	9	13	7	7
MAC	387	101	98	104	84
SAC	587	162	127	159	139
TAC	440	100	105	126	109
USAFSS	21	4	3	11	3
Overseas					
ADC	12	3	-	6	3
AFCS	42	9	11	8	14
MAC	7	-	1	4	2
PACAF	223	43	59	57	64
SAC	35	10	7	14	4
USAFE	64	14	20	16	14
USAFSO	8	2	1	4	1
USAFSS	14	3	6	3	2

LOCATION BY COMMAND	1ST QTR	2ND QTR	3RD QTR	4TH QTR
	AWOL PERSONNEL: AWOL LAST DAY OF REPORTING PERIOD			
WW - TOTAL	99	92	80	82
U S - TOTAL	93	82	75	76
OVERSEAS - TOTAL	6	10	5	6
AAC	-	-	-	-
ADC	16	11	13	12
AFA a/	-	1	-	-
AFCS	2	7	5	4
AFLC	2	3	1	-
AFSC	4	3	3	1
ATC	22	12	17	9
AU	-	-	-	-
CAC	-	-	-	-
HAWAII	1	1	-	-
Hq CMD	3	1	-	-
MAC	21	16	11	11
SAC	15	11	9	22
TAC	7	14	15	16
USAFSS	-	2	1	1
Overseas				
ADC	-	-	-	-
AFCS	2	2	-	2
MAC	-	-	-	-
PACAF	3	6	5	4
SAC	1	1	-	-
USAFE	-	-	-	-
USAFSO	-	-	-	-
USAFSS	-	1	-	-

LOCATION BY COMMAND	TOTAL	1ST QTR	2ND QTR	3RD QTR	4TH QTR
	AWOL PERSONNEL: RETURNED TO MILITARY CONTROL VOLUNTARILY				
WW - TOTAL	2,161	580	483	577	521
U S - TOTAL	1,876	515	413	501	447
OVERSEAS - TOTAL	285	65	70	76	74
AAC	15	4	3	6	2
ADC	343	109	77	79	78
AFA	-	-	-	-	-
AFCS	61	20	11	16	14
AFLC	63	25	15	7	16
AFSC	73	19	14	18	22
ATC	253	82	52	70	49
AU	6	-	5	-	1
CAC	13	7	2	3	1
HAWAII	5	-	-	2	3
Hq CMD	24	5	7	7	5
MAC	277	63	66	84	64
SAC	419	109	88	107	115
TAC	314	72	72	94	76
USAFSS	10	-	1	8	1
Overseas					
ADC	4	2	-	-	2
AFCS	31	6	7	7	11
MAC	5	-	-	3	2
PACAF	145	30	40	34	41
SAC	30	8	5	13	4
USAFE	55	16	13	14	12
USAFSO	8	2	1	4	1
USAFSS	7	1	4	1	1

LOCATION BY COMMAND	1ST QTR	2ND QTR	3RD QTR	4TH QTR
	AWOL PERSONNEL: RETURNED TO MILITARY CONTROL APPREHENDED			
WW - TOTAL	624	174	173	168	109
U S - TOTAL	567	162	157	154	94
OVERSEAS - TOTAL	57	12	16	14	15
AAC	-	-	-	-	-
ADC	98	26	22	28	22
AFA a/	1	1	-	-	-
AFCS	11	3	3	5	-
AFLC	14	10	1	2	1
AFSC	32	10	11	6	5
ATC	97	33	31	16	17
AU	8	-	3	3	2
CAC	4	2	1	1	-
HAWAII	5	2	1	2	-
Hq CMD	8	1	5	-	2
MAC	59	15	16	15	13
SAC	138	35	33	57	13
TAC	88	23	30	17	18
USAFSS	4	1	-	2	1
Overseas					
ADC	-	-	-	-	-
AFCS	4	1	2	-	1
MAC	2	-	1	1	-
PACAF	40	7	9	11	13
SAC	1	1	-	-	-
USAFE	6	1	4	1	-
USAFSO	-	-	-	-	-
USAFSS	4	2	-	1	1

TABLE 160 — SECURITY POLICE ACTIVITIES, WORLD-WIDE, BY QUARTER — FY 1967 (CONTINUED)

LOCATION BY COMMAND	1ST QTR	2ND QTR	3RD QTR	4TH QTR
	AIR FORCE PRISONERS: WITH SENTENCES OVER 60 DAYS			
WW - TOTAL	270	232	250	206
U S - TOTAL	236	212	221	169
OVERSEAS-TOTAL	34	20	29	37
AAC	5	5	-	-
ADC	22	13	21	18
AFLC	3	4	3	-
AFSC	4	4	7	7
ATC	53	58	56	26
AU	5	8	1	4
CAC	-	-	-	-
HAWAII	2	-	-	-
Hq CMD	1	-	9	1
MAC	35	41	37	26
SAC	84	59	63	50
TAC	22	20	24	37
USAFSS	-	-	-	-
Overseas				
ADC	-	-	-	1
MAC	-	1	-	-
PACAF	10	6	8	23
SAC	2	1	1	2
USAFE	21	12	19	11
USAFSS	1	-	1	-
	AIR FORCE PRISONERS: IN PRETRIAL CONFINEMENT			
WW - TOTAL	62	37	75	53
U S - TOTAL	52	27	61	47
OVERSEAS-TOTAL	10	10	14	6
AAC	-	-	-	-
ADC	5	7	2	7
AFLC	-	-	-	3
AFSC	5	2	-	-
ATC	11	3	18	20
AU	1	1	1	1
CAC	-	-	-	-
HAWAII	-	-	-	-
Hq CMD	-	-	-	-
MAC	5	1	4	-
SAC	22	7	17	14
TAC	3	6	18	2
USAFSS	-	-	1	-
Overseas				
ADC	-	-	-	-
MAC	2	1	1	-
PACAF	1	3	9	2
SAC	-	-	1	-
USAFE	7	6	3	4
USAFSS	-	-	-	-
	AIR FORCE PRISONERS: TRIED AND IN CONFINEMENT			
WW - TOTAL	417	369	375	345
U S - TOTAL	380	352	344	316
OVERSEAS-TOTAL	37	17	31	29
AAC	1	1	-	-
ADC	20	17	18	15
AFLC	3	2	3	6
AFSC	4	4	12	16
ATC	58	59	56	31
AU	5	8	2	4
CAC	-	-	-	-
HAWAII	2	-	-	1
Hq CMD	-	-	-	-
MAC	20	30	25	21
SAC	87	66	62	53
TAC	15	7	15	23
USAFSS	-	-	-	-
3320TH c/	165	158	151	146
Overseas				
ADC	-	-	-	1
MAC	-	1	-	-
PACAF	8	5	10	10
SAC	2	-	-	1
USAFE	26	11	20	17
USAFSS	1	-	1	-
	AIR FORCE PRISONERS: CASUALS IN CONFINEMENT			
WW - TOTAL	27	17	26	16
U S - TOTAL	27	17	24	14
OVERSEAS-TOTAL	-	-	2	2
AAC	-	-	-	-
ADC	3	1	2	3
AFLC	-	2	-	-
AFSC	3	3	6	-
ATC	7	4	5	1
AU	-	-	-	1
CAC	-	-	-	-
HAWAII	-	-	-	-
Hq CMD	-	-	-	-
MAC	3	-	1	3
SAC	10	3	5	5
TAC	1	3	2	1
USAFSS	-	1	3	-
Overseas				
ADC	-	-	-	-
MAC	-	-	-	1
PACAF	-	-	1	-
SAC	-	-	-	-
USAFE	-	-	1	1
USAFSS	-	-	-	-

TABLE 160 — SECURITY POLICE ACTIVITIES, WORLD-WIDE BY QUARTER — FY 1967 (CONTINUED)

LOCATION BY COMMAND	1ST QTR	2ND QTR	3RD QTR	4TH QTR
	AIR FORCE PRISONERS: IN OTHER SERVICE CONFINEMENT FACILITIES			
WW - TOTAL	97	70	76	66
U S - TOTAL	84	58	52	38
OVERSEAS-TOTAL	13	12	24	28
AAC	4	4	-	-
ADC	6	8	4	7
AFLC	8	6	2	-
AFSC	-	-	-	1
ATC	1	-	-	1
AU	-	-	-	-
CAC	-	-	-	-
HAWAII	-	-	-	-
Hq CMD	3	1	9	1
MAC	28	16	17	8
SAC	13	8	5	6
TAC	21	15	15	14
USAFSS	-	-	-	-
Overseas				
MAC	-	-	-	-
PACAF	12	11	22	26
SAC	-	1	1	1
USAFE	-	-	1	1
USAFSS	1	-	-	-
	AIR FORCE PRISONERS: TOTAL IN CONFINEMENT b/			
WW - TOTAL	665	553	614	542
U S - TOTAL	605	514	543	477
OVERSEAS-TOTAL	60	39	71	65
AAC	5	5	-	-
ADC	34	33	26	32
AFLC	11	10	5	9
AFSC	12	9	18	17
ATC	77	66	79	53
AU	6	9	3	6
CAC	-	-	-	-
FED FAC c/	6	6	6	7
HAWAII	2	-	-	1
Hq CMD	3	1	9	1
MAC	56	47	47	32
SAC	132	84	89	78
TAC	40	31	50	40
USAFSS	-	1	4	-
3320TH c/	165	158	151	146
USDB c/	56	54	56	55
Overseas				
ADC	-	-	-	1
MAC	2	2	1	1
PACAF	21	19	42	38
SAC	2	1	2	2
USAFE	33	17	25	23
USAFSS	2	-	1	-

LOCATION BY COMMAND	1ST QTR	2ND QTR	3RD QTR	4TH QTR
	OTHER SERVICE: CASUALS IN AIR FORCE CONFINEMENT FACILITIES			
WW - TOTAL	71	131	73	64
U S - TOTAL	67	122	72	61
OVERSEAS-TOTAL	4	9	1	3
AAC	-	-	-	-
ADC	11	10	10	12
AFLC	4	4	2	10
AFSC	1	-	1	-
ATC	15	13	21	12
AU	1	-	-	1
CAC	-	-	-	-
HAWAII	-	-	-	-
Hq CMD	-	-	-	-
MAC	1	1	-	-
SAC	15	26	19	17
TAC	11	61	13	9
USAFSS	8	7	6	-
Overseas				
MAC	-	2	-	-
PACAF	-	1	-	1
SAC	-	-	-	-
USAFE	4	6	1	2
USAFSS	-	-	-	-
	OTHER SERVICE: PRISONERS IN AIR FORCE CONFINEMENT FACILITIES			
WW - TOTAL	41	31	36	46
U S - TOTAL	21	10	15	20
OVERSEAS-TOTAL	20	21	21	26
AAC	1	-	-	-
ADC	4	-	1	1
AFLC	-	-	-	-
AFSC	-	-	-	-
ATC	12	9	11	16
AU	-	-	-	-
CAC	-	-	-	-
HAWAII	-	-	-	-
Hq CMD	-	-	-	-
MAC	2	-	2	1
SAC	-	-	-	-
TAC	2	1	1	2
USAFSS	-	-	-	-
Overseas				
ADC	-	-	-	-
MAC	3	-	3	1
PACAF	10	13	12	14
SAC	7	6	4	9
USAFE	-	2	2	2
USAFSS	-	-	-	-

TABLE 160 — SECURITY POLICE ACTIVITIES, WORLD-WIDE, BY QUARTER — FY 1967 (CONTINUED)

LOCATION BY COMMAND	1ST QTR	2ND QTR	3RD QTR	4TH QTR
	MAXIMUM CUSTODY PRISONERS: IN AIR FORCE CONFINEMENT FACILITIES			
WW - TOTAL	63	68	42	37
U S - TOTAL	50	61	37	33
OVERSEAS-TOTAL	13	7	5	4
AAC	-	-	-	-
ADC	11	6	5	13
AFLC	1	1	-	2
AFSC	-	-	1	1
ATC	2	-	4	-
AU	-	1	1	1
CAC	-	-	-	-
HAWAII	1	-	-	-
Hq CMD	-	-	-	-
MAC	-	2	-	-
SAC	20	22	5	11
TAC	7	21	12	5
USAFSS	8	8	9	-
Overseas				
ADC	-	-	-	-
MAC	1	-	-	-
PACAF	4	3	5	3
SAC	-	-	-	-
USAFE	8	4	-	1
USAFSS	-	-	-	-

LOCATION BY COMMAND	1ST QTR	2ND QTR	3RD QTR	4TH QTR
	MINIMUM CUSTODY PRISONERS: IN AIR FORCE CONFINEMENT FACILITIES			
WW - TOTAL	291	275	284	278
U S - TOTAL	278	264	265	257
OVERSEAS-TOTAL	13	11	19	21
AAC	1	1	-	-
ADC	6	12	11	10
AFLC	1	1	2	-
AFSC	3	4	3	4
ATC	32	36	33	27
AU	-	3	1	2
CAC	-	-	-	-
HAWAII	-	-	-	-
Hq CMD	-	-	-	-
MAC	9	16	13	19
SAC	51	29	46	38
TAC	10	4	5	11
USAFSS	-	-	-	-
3320TH c/	165	158	151	146
Overseas				
ADC	-	-	-	1
MAC	1	3	2	1
PACAF	4	2	3	8
SAC	1	1	2	3
USAFE	7	5	12	8
USAFSS	-	-	-	-

LOCATION BY COMMAND	1ST QTR	2ND QTR	3RD QTR	4TH QTR
	MEDIUM CUSTODY PRISONERS: IN AIR FORCE CONFINEMENT FACILITIES			
WW - TOTAL	267	242	242	206
U S - TOTAL	217	203	212	165
OVERSEAS-TOTAL	50	39	30	41
AAC	-	-	-	-
ADC	25	17	16	13
AFLC	5	6	3	17
AFSC	10	5	15	11
ATC	69	52	74	53
AU	7	5	1	4
CAC	-	-	-	-
HAWAII	1	-	-	-
Hq CMD	-	-	-	-
MAC	22	14	19	6
SAC	63	51	52	40
TAC	15	53	32	21
USAFSS	-	-	-	-
Overseas				
ADC	-	-	-	-
MAC	3	1	2	1
PACAF	11	17	10	16
SAC	8	5	3	7
USAFE	28	16	14	17
USAFSS	-	-	1	-

LOCATION BY COMMAND	1ST QTR	2ND QTR	3RD QTR	4TH QTR
	ALL PRISONERS: IN AIR FORCE CONFINEMENT FACILITIES			
WW - TOTAL	621	585	568	521
U S - TOTAL	545	528	514	455
OVERSEAS-TOTAL	76	57	54	66
AAC	1	1	-	-
ADC	42	35	32	36
AFLC	7	8	5	19
AFSC	13	9	19	16
ATC	103	88	111	80
AU	7	9	3	7
CAC	-	-	-	-
HAWAII	2	-	-	-
Hq CMD	-	-	-	-
MAC	31	32	32	25
SAC	134	102	103	89
TAC	32	78	49	37
USAFSS	8	8	9	-
3320TH	165	158	151	146
Overseas				
ADC	-	-	-	1
MAC	5	4	4	2
PACAF	19	22	18	27
SAC	9	6	5	10
USAFE	43	25	26	26
USAFSS	-	-	1	-

TABLE 160 – SECURITY POLICE ACTIVITIES, WORLD-WIDE, BY QUARTER – FY 1967 (CONTINUED)

LOCATION BY COMMAND	TOTAL	1ST QTR	2ND QTR	3RD QTR	4TH QTR
	PERSONNEL SECURITY DETERMINATIONS TOTAL MILITARY CLEARANCES ISSUED				
WW - TOTAL	196,731	45,835	48,466	57,313	45,117
U S - TOTAL	175,104	41,744	43,885	50,911	38,564
OVERSEAS-TOTAL	21,627	4,091	4,581	6,402	6,553
AAC	1,822	324	465	592	441
ACIC	13	-	11	1	1
ADC	15,175	3,767	3,294	4,758	3,356
AFA a/	135	39	20	39	37
AFC	1,691	10	108	1,393	180
AFLC	8,025	1,798	1,854	2,447	1,926
AFSC	7,401	2,281	1,738	1,920	1,462
ATC	58,908	12,405	18,587	16,013	11,903
AU	1,017	219	260	326	212
CAC	2,134	776	471	359	528
HAWAII	635	193	194	248	-
HQ CMD	2,779	678	662	787	652
MAC	11,504	2,613	2,342	3,951	2,598
OAR	17	5	2	5	5
SAC	38,672	10,596	8,456	11,022	8,598
TAC	17,054	4,376	3,605	4,670	4,403
USAFSS	8,122	1,664	1,816	2,380	2,262
Overseas					
ADC	326	101	66	66	93
AFLC	3	3	-	-	-
MAC	260	43	64	77	76
PACAF	11,159	2,129	2,451	3,166	3,413
SAC	430	91	107	84	148
USAFE	9,218	1,657	1,849	2,955	2,757
USAFSO	231	67	44	54	66

LOCATION BY COMMAND	TOTAL	1ST QTR	2ND QTR	3RD QTR	4TH QTR
	PERSONNEL SECURITY DETERMINATIONS FINAL MILITARY CLEARANCES ISSUED				
WW - TOTAL	190,687	44,069	46,696	56,048	43,874
U S - TOTAL	170,812	40,384	42,622	50,111	37,695
OVERSEAS-TOTAL	19,875	3,685	4,074	5,937	6,179
AAC	1,784	312	454	582	436
ACIC	13	-	11	1	1
ADC	14,537	3,513	3,144	4,653	3,227
AFA a/	133	39	20	39	35
AFC	1,691	10	108	1,393	180
AFLC	7,638	1,704	1,748	2,358	1,828
AFSC	7,194	2,224	1,697	1,882	1,391
ATC	58,397	12,229	18,424	15,916	11,828
AU	977	205	253	320	199
CAC	2,100	756	466	351	527
HAWAII	602	182	183	237	-
HQ CMD	2,626	639	632	762	593
MAC	11,048	2,488	2,189	3,879	2,492
OAR	17	5	2	5	5
SAC	37,267	10,157	7,992	10,748	8,370
TAC	16,666	4,257	3,483	4,605	4,321
USAFSS	8,122	1,664	1,816	2,380	2,262
Overseas					
ADC	285	91	58	58	78
AFLC	3	3	-	-	-
MAC	244	34	62	73	75
PACAF	9,918	1,852	2,072	2,845	3,149
SAC	395	83	94	77	141
USAFE	8,800	1,555	1,745	2,830	2,670
USAFSO	230	67	43	54	66

LOCATION BY COMMAND	TOTAL	1ST QTR	2ND QTR	3RD QTR	4TH QTR
	PERSONNEL SECURITY DETERMINATIONS INTERIM MILITARY CLEARANCES ISSUED				
WW - TOTAL	5,901	1,748	1,737	1,230	1,186
U S - TOTAL	4,176	1,347	1,244	769	816
OVERSEAS-TOTAL	1,725	401	493	461	370
AAC	38	12	11	10	5
ACIC	-	-	-	-	-
ADC	635	251	150	105	129
AFA a/	2	-	-	-	2
AFC	-	-	-	-	-
AFLC	371	94	106	73	98
AFSC	206	56	41	38	71
ATC	511	176	163	97	75
AU	40	14	7	6	13
CAC	34	20	5	8	1
HAWAII	33	11	11	11	-
HQ CMD	153	39	30	25	59
MAC	385	124	143	60	58
OAR	-	-	-	-	-
SAC	1,402	439	464	273	226
TAC	366	111	113	63	79
USAFSS	-	-	-	-	-
Overseas					
ADC	41	10	8	8	15
AFLC	-	-	-	-	-
MAC	15	8	2	4	1
PACAF	1,229	275	377	317	260
SAC	35	8	13	7	7
USAFE	404	100	92	125	87
USAFSO	1	-	1	-	-

LOCATION BY COMMAND	TOTAL	1ST QTR	2ND QTR	3RD QTR	4TH QTR
	PERSONNEL SECURITY DETERMINATIONS EMERGENCY MILITARY CLEARANCES ISSUED				
WW - TOTAL	143	18	33	35	57
U S - TOTAL	116	13	19	31	53
OVERSEAS-TOTAL	27	5	14	4	4
AAC	-	-	-	-	-
ACIC	-	-	-	-	-
ADC	3	3	-	-	-
AFA a/	-	-	-	-	-
AFC	-	-	-	-	-
AFLC	16	-	-	16	-
AFSC	1	1	-	-	-
ATC	-	-	-	-	-
AU	-	-	-	-	-
CAC	-	-	-	-	-
HAWAII	-	-	-	-	-
HQ CMD	-	-	-	-	-
MAC	71	1	10	12	48
OAR	-	-	-	-	-
SAC	3	-	-	1	2
TAC	22	8	9	2	3
USAFSS	-	-	-	-	-
Overseas					
ADC	-	-	-	-	-
AFLC	-	-	-	-	-
MAC	1	1	-	-	-
PACAF	12	2	2	4	4
SAC	-	-	-	-	-
USAFE	14	2	12	-	-
USAFSO	-	-	-	-	-

TABLE 160 — SECURITY POLICE ACTIVITIES, WORLD-WIDE, BY QUARTER — FY 1967 (CONTINUED)

LOCATION BY COMMAND	TOTAL	1ST QTR	2ND QTR	3RD QTR	4TH QTR
	PERSONNEL SECURITY DETERMINATIONS TOTAL CIVILIAN CLEARANCES ISSUED				
WW - TOTAL	35,348	8,078	8,917	9,220	9,133
U S - TOTAL	34,052	7,783	8,661	8,964	8,644
OVERSEAS-TOTAL	1,296	295	256	256	489
AAC	451	78	147	115	111
ACIC	680	167	179	125	209
ADC	2,158	452	508	681	517
AFA a/	12	-	2	3	7
AFC	129	29	39	30	31
AFLC	14,504	3,410	3,336	3,910	3,848
AFSC	4,973	1,353	1,316	1,174	1,130
ATC	1,547	250	592	381	324
AU	226	57	56	46	67
CAC	868	164	274	168	262
HAWAII	435	161	103	171	-
HQ CMD	377	74	106	100	97
MAC	2,401	521	569	655	656
OAR	54	7	16	15	16
SAC	3,576	755	1,044	949	828
TAC	1,081	229	258	279	315
USAFSS	580	76	116	162	226
Overseas					
ADC	6	-	-	4	2
AFLC	-	-	-	-	-
MAC	36	7	13	2	14
PACAF	647	125	97	108	317
SAC	97	30	32	12	23
USAFE	469	123	108	117	121
USAFSO	41	10	6	13	12
	PERSONNEL SECURITY DETERMINATIONS INTERIM CIVILIAN CLEARANCES ISSUED				
WW - TOTAL	3,484	1,180	819	711	774
U S - TOTAL	3,276	1,139	767	666	704
OVERSEAS-TOTAL	208	41	52	45	70
AAC	93	33	16	23	21
ACIC	39	-	10	1	28
ADC	228	71	43	57	57
AFA	-	-	-	-	-
AFC	7	2	3	-	2
AFLC	906	322	171	186	227
AFSC	1,055	425	280	170	180
ATC	69	17	13	18	21
AU	17	1	6	7	3
CAC	3	2	-	-	1
HAWAII	45	22	9	14	-
HQ CMD	63	21	18	17	7
MAC	273	121	74	28	50
OAR	1	-	-	1	-
SAC	356	63	101	104	88
TAC	121	39	23	40	19
USAFSS	-	-	-	-	-
Overseas					
ADC	-	-	-	-	-
AFLC	-	-	-	-	-
MAC	5	-	3	-	2
PACAF	101	23	26	14	38
SAC	12	4	2	2	4
USAFE	83	12	20	28	23
USAFSO	7	2	1	1	3

LOCATION BY COMMAND	TOTAL	1ST QTR	2ND QTR	3RD QTR	4TH QTR
	PERSONNEL SECURITY DETERMINATIONS FINAL CIVILIAN CLEARANCES ISSUED				
WW - TOTAL	28,501	6,817	7,975	5,415	8,294
U S - TOTAL	27,430	6,568	7,773	5,208	7,881
OVERSEAS-TOTAL	1,071	249	202	207	413
AAC	301	45	74	92	90
ACIC	641	167	169	124	181
ADC	1,925	377	464	624	460
AFA a/	12	-	2	3	7
AFC	122	27	36	30	29
AFLC	10,556	3,060	3,156	724	3,616
AFSC	3,816	899	1,035	964	918
ATC	1,478	233	579	363	303
AU	209	56	50	39	64
CAC	865	162	274	168	261
HAWAII	390	139	94	157	-
HQ CMD	314	53	88	83	90
MAC	2,070	399	491	591	589
OAR	53	7	16	14	16
SAC	3,138	676	894	833	735
TAC	960	192	235	237	296
USAFSS	580	76	116	162	226
Overseas					
ADC	6	-	-	4	2
AFLC	-	-	-	-	-
MAC	29	5	10	2	12
PACAF	535	101	69	90	275
SAC	85	26	30	10	19
USAFE	385	111	88	89	97
USAFSO	31	6	5	12	8
	PERSONNEL SECURITY DETERMINATIONS EMERGENCY CIVILIAN CLEARANCES ISSUED				
WW - TOTAL	308	83	66	94	65
U S - TOTAL	291	78	64	90	59
OVERSEAS-TOTAL	17	5	2	4	6
AAC	-	-	-	-	-
ACIC	-	-	-	-	-
ADC	5	4	1	-	-
AFA	-	-	-	-	-
AFC	-	-	-	-	-
AFLC	42	28	9	-	5
AFSC	102	29	1	40	32
ATC	-	-	-	-	-
AU	-	-	-	-	-
CAC	-	-	-	-	-
HAWAII	-	-	-	-	-
HQ CMD	-	-	-	-	-
MAC	58	1	4	36	17
OAR	-	-	-	-	-
SAC	82	16	49	12	5
TAC	2	-	-	2	-
USAFSS	-	-	-	-	-
Overseas					
ADC	-	-	-	-	-
AFLC	-	-	-	-	-
MAC	2	2	-	-	-
PACAF	11	1	2	4	4
SAC	-	-	-	-	-
USAFE	1	-	-	-	1
USAFSO	3	2	-	-	1

TABLE 160 — SECURITY POLICE ACTIVITIES, WORLD-WIDE, BY QUARTER — FY 1967 (CONTINUED)

LOCATION BY COMMAND	TOTAL	1ST QTR	2ND QTR	3RD QTR	4TH QTR
	OFFENSES: MILITARY-TYPE, PUNISHABLE BY OVER ONE YEAR				
WW - TOTAL	647	124	161	141	221
U S - TOTAL	216	48	61	42	65
OVERSEAS - TOTAL	431	76	100	99	156
AAC	3	2	-	1	-
ADC	55	5	19	7	24
AFA a/	-	-	-	-	-
AFCS	6	-	1	3	2
AFLC	10	1	9	-	-
AFSC	47	17	4	15	11
ATC	15	-	6	3	6
AU	1	-	1	-	-
CAC	-	-	-	-	-
HAWAII	1	1	-	-	-
Hq CMD	5	-	-	1	4
MAC	23	7	5	6	5
SAC	33	11	13	4	5
TAC	13	3	3	-	7
USAFSS	4	1	-	2	1
Overseas					
ADC	8	1	6	-	1
AFCS	29	7	2	11	9
AFLC	1	-	1	-	-
MAC	-	-	-	-	-
PACAF	266	41	67	56	102
SAC	10	5	2	2	1
USAFE	83	18	20	8	37
USAFSO	-	-	-	-	-
USAFSS	34	4	2	22	6
	OFFENSES: CIVIL-TYPE, PUNISHABLE BY OVER ONE YEAR				
WW - TOTAL	1,130	278	246	311	295
U S - TOTAL	735	188	174	192	181
OVERSEAS - TOTAL	395	90	72	119	114
AAC	26	7	5	11	3
ADC	191	66	53	35	37
AFA	-	-	-	-	-
AFCS	14	6	3	2	3
AFLC	9	3	5	1	-
AFSC	35	8	9	14	4
ATC	59	12	19	13	15
AU	9	-	1	2	6
CAC	-	-	-	-	-
HAWAII	1	1	-	-	-
Hq CMD	23	8	5	7	3
MAC	89	16	10	35	28
SAC	200	47	45	53	55
TAC	77	14	19	17	27
USAFSS	2	-	-	2	-
Overseas					
ADC	8	-	8	-	-
AFCS	29	4	4	9	12
AFLC	-	-	-	-	-
MAC	1	-	1	-	-
PACAF	203	49	31	54	69
SAC	5	3	-	1	1
USAFE	140	32	26	53	29
USAFSO	-	-	-	-	-
USAFSS	9	2	2	2	3

LOCATION BY COMMAND	TOTAL	1ST QTR	2ND QTR	3RD QTR	4TH QTR
	OFFENSES: MILITARY-TYPE PUNISHABLE BY ONE YEAR OR LESS				
WW - TOTAL	16,343	4,117	3,951	4,121	4,154
U S - TOTAL	11,122	2,863	2,735	2,828	2,696
OVERSEAS - TOTAL	5,221	1,254	1,216	1,293	1,458
AAC	77	14	14	29	20
ADC	1,233	302	350	279	302
AFA a/	12	5	1	2	4
AFCS	189	40	46	44	59
AFLC	268	68	52	90	58
AFSC	405	77	85	122	121
ATC	2,658	732	660	640	626
AU	39	3	14	12	10
CAC	5	-	4	-	1
HAWAII	25	4	2	13	6
Hq CMD	120	43	30	26	21
MAC	1,124	311	240	289	284
SAC	3,749	1,005	971	930	843
TAC	1,193	249	260	347	337
USAFSS	25	10	6	5	4
Overseas					
ADC	33	13	1	12	7
AFCS	671	140	164	169	198
AFLC	6	3	2	-	1
MAC	65	22	13	16	14
PACAF	2,421	589	558	591	683
SAC	246	48	56	65	77
USAFE	1,334	308	320	345	361
USAFSO	58	13	18	12	15
USAFSS	387	118	84	83	102
	OFFENSES: CIVIL-TYPE, PUNISHABLE BY ONE YEAR OR LESS				
WW - TOTAL	10,551	2,551	2,519	2,667	2,814
U S - TOTAL	6,771	1,682	1,619	1,641	1,829
OVERSEAS - TOTAL	3,780	869	900	1,026	985
AAC	65	20	17	16	12
ADC	933	297	144	175	317
AFA a/	7	5	2	-	-
AFCS	96	37	20	19	20
AFLC	193	65	32	60	36
AFSC	231	51	66	41	73
ATC	1,493	368	365	382	378
AU	35	2	7	13	13
CAC	2	-	-	1	1
HAWAII	54	12	14	15	13
Hq CMD	139	46	36	32	25
MAC	504	75	145	150	134
SAC	1,996	488	552	469	487
TAC	954	196	200	255	303
USAFSS	69	20	19	13	17
Overseas					
ADC	12	1	-	9	2
AFCS	232	61	41	69	61
AFLC	3	3	-	-	-
MAC	57	6	6	26	19
PACAF	2,043	467	494	545	537
SAC	175	50	36	46	43
USAFE	1,134	244	292	304	294
USAFSO	35	7	6	16	6
USAFSS	89	30	25	11	23

TABLE 160 — SECURITY POLICE ACTIVITIES, WORLD-WIDE, BY QUARTER — FY 1967 (CONTINUED)

LOCATION BY COMMAND	TOTAL	1ST QTR	2ND QTR	3RD QTR	4TH QTR
	ALL OFFENDERS: (Excludes AWOL, Security and Traffic Violations)				
WW - TOTAL	28,671	7,070	6,877	7,240	7,484
U S - TOTAL	18,844	4,781	4,589	4,703	4,771
OVERSEAS-TOTAL	9,827	2,289	2,288	2,537	2,713
AAC	171	43	36	57	35
ADC	2,412	670	566	496	680
AFA a/	19	10	3	2	4
AFCS	305	83	70	68	84
AFLC	480	137	98	151	94
AFSC	718	153	164	192	209
ATC	4,225	1,112	1,050	1,038	1,025
AU	84	5	23	27	29
CAC	7	-	4	1	2
HAWAII	81	18	16	28	19
Hq CMD	287	97	71	66	53
MAC	1,740	409	400	480	451
SAC	5,978	1,551	1,581	1,456	1,390
TAC	2,237	462	482	619	674
USAFSS	100	31	25	22	22
Overseas					
ADC	61	15	15	21	10
AFCS	961	212	211	258	280
AFLC	10	6	3	-	1
MAC	123	28	20	42	33
PACAF	4,933	1,146	1,150	1,246	1,391
SAC	436	106	94	114	122
USAFE	2,691	602	658	710	721
USAFSO	93	20	24	28	21
USAFSS	519	154	113	118	134

LOCATION BY COMMAND	AVERAGE	1ST QTR	2ND QTR	3RD QTR	4TH QTR
	REGISTERED PRIVATELY OWNED VEHICLES (In Thousands)				
WW - TOTAL	714.4	728.9	725.3	691.0	712.3
U S - TOTAL	609.1	617.1	618.6	588.4	612.3
OVERSEAS-TOTAL	105.3	111.8	106.7	102.6	100.0
AAC	10.8	11.6	10.7	11.3	9.5
ACIC	.2	.2	.1	.2	.2
ADC	66.5	68.6	67.2	61.8	68.5
AFA a/	3.1	3.5	3.1	2.8	3.0
AFC	.4	.4	.4	.4	.4
AFCS	16.8	16.0	17.1	16.9	17.1
AFLC	25.4	26.7	23.8	24.2	27.0
AFSC	37.0	34.6	37.0	38.0	38.6
ATC	91.7	91.7	89.7	92.4	92.9
AU	8.0	8.0	8.7	7.6	7.5
CAC	1.5	1.8	2.0	1.2	1.2
HAWAII	6.0	5.8	6.1	6.0	6.0
Hq CMD	14.0	12.9	13.7	14.7	14.7
MAC	67.7	72.0	67.7	66.8	64.4
SAC	171.7	178.9	175.3	160.9	171.7
TAC	81.9	78.5	89.7	76.6	82.8
USAFSS	6.4	5.9	6.3	6.6	6.8
Overseas					
AFCS	10.4	10.4	10.8	10.3	10.0
MAC	2.8	2.8	2.8	2.8	2.7
PACAF	26.0	28.7	27.2	25.5	22.8
SAC	8.0	7.5	7.9	8.3	8.2
USAFE	50.6	54.7	49.8	49.3	48.8
USAFSO	2.1	1.8	2.1	2.0	2.3
USAFSS	5.4	5.9	6.1	4.4	5.2

a/ Excludes Cadets.
b/ Includes US Disciplinary Barracks and Federal Facilities.
c/ Denotes 3320TH Retraining Group, US Disciplinary Barracks and Federal Facilities.

SOURCE: Resources Management Division, Directorate of Security Police, TIG, Headquarters, USAF

TABLE 161 — PERSONNEL RELEASED FROM CORRECTIONAL CUSTODY SERVING UNDER UNIT COMMANDER OR SECURITY POLICE PERSONNEL — FY 1965 THROUGH FY 1967
(WITH AVERAGE NUMBER OF DAYS SERVED BY INDIVIDUAL PER QUARTER)

FISCAL YEAR BY QUARTER	UNIT COMMANDER			AVERAGE DAYS			SECURITY POLICE PERSONNEL			AVERAGE DAYS		
	USAF World Wide	United States	Over-seas	USAF World Wide	United States	Over-seas	USAF World Wide	United States	Over-seas	USAF World Wide	United States	Over-seas
FY 1965												
First Quarter	281	228	53	20	30	29	1,137	1,008	129	19	20	17
Second Quarter	218	170	48	32	23	40	1,024	863	161	24	27	20
Third Quarter	238	204	34	22	23	19	1,112	925	187	23	23	22
Fourth Quarter	156	133	23	25	25	24	1,077	881	196	25	26	21
FY 1966												
First Quarter	157	120	37	24	25	22	1,093	904	189	20	20	21
Second Quarter	142	124	18	24	24	19	1,064	884	180	21	20	26
Third Quarter	142	107	35	22	23	21	1,015	849	166	22	23	17
Fourth Quarter	189	160	29	21	21	25	1,084	904	180	23	23	22
FY 1967												
First Quarter	254	232	22	20	20	21	1,074	924	150	22	22	24
Second Quarter	201	173	28	20	20	22	1,040	871	169	22	22	22
Third Quarter	190	169	21	17	17	17	1,051	841	210	23	23	22
Fourth Quarter	200	191	9	21	18	23	1,077	854	223	23	23	24

SOURCE: Resources Management Division, Directorate of Security Police, TIG, Headquarters, USAF

TABLE 162 — USAF MILITARY PERSONNEL ABSENT WITHOUT LEAVE, WORLD-WIDE, BY QUARTER — FY 1965 THROUGH FY 1967

FISCAL YEAR BY QUARTER	Rate Per Thousand		
	USAF World Wide	United States	Overseas
FY 1965			
First Quarter	1.3	1.5	.4
Second Quarter	.9	1.1	.3
Third Quarter	.8	.9	.4
Fourth Quarter	.9	1.0	.3
FY 1966			
First Quarter	1.0	1.1	.5
Second Quarter	.7	.8	.4
Third Quarter	.8	.9	.4
Fourth Quarter	.8	1.0	.4
FY 1967			
First Quarter	1.0	1.2	.4
Second Quarter	.9	1.0	.5
Third Quarter	.9	1.1	.5
Fourth Quarter	.8	1.0	.5

SOURCE: Resources Management Division, Directorate of Security Police, TIG, Headquarters, USAF

SECURITY AND DISCIPLINE (CONTINUED)

OFFICE OF SPECIAL INVESTIGATIONS (OSI)

DEFINITIONS

CASE TYPE - The numerical designation and descriptive character assigned to each investigation which indicates the principal nature or the purpose of the investigation.

COUNTERINTELLIGENCE INVESTIGATIONS - Investigations conducted to determine facts related to security control measures designed to insure the safeguarding of information, personnel, equipment, and installations against the sabotage, espionage, or subversive activities of foreign powers and of disaffected or dissident groups or individuals which may constitute a threat to the internal security of the Air Force.

GENERAL INVESTIGATIONS - Investigations conducted to determine facts and circumstances pertaining to alleged major violations of the Articles of the Uniform Code of Military Justice, Federal Statutes, and/or other applicable directives, by USAF personnel, excluding incidents of a counterintelligence or procurement nature.

PROCUREMENT INVESTIGATIONS - Investigations conducted to determine facts surrounding incidents of alleged breaches of the public trust and violations of law in connection with Air Force procurement, disposal, nonappropriated funds, and pay and allowance matters.

PERSONNEL INVESTIGATIONS - Investigations conducted to determine facts upon which the requesting commander can decide whether to grant or to deny to the subjects of the investigations access to restricted areas and/or classified defense information. The loyalty and security program within the executive departments established the requirement for such investigations, and they are governed by law, Department of Defense (DOD) directives, and Air Force policies.

OFFICE OF ORIGIN INVESTIGATIONS - (Short terminology - "Origin") - Investigations of any nature conducted by the Directorate of Special Investigations or a District Office in which, in accordance with OSI policy, that office assumes the control of the entire investigation.

AUXILIARY OFFICE INVESTIGATIONS - (Short terminology - "Auxiliary") - Investigations of any nature conducted by the Directorate of Special Investigations or a District Office in which, in accordance with OSI policy, that office acts as an assistant to the controlling office (the office of origin) within its territorial investigative jurisdiction.

INVESTIGATIONS OPENED - Investigations initiated by offices of origin or auxiliary offices pursuant to requests from appropriate commanders for the Chief of Staff, USAF.

INVESTIGATIONS CLOSED - Investigations terminated by offices of origin and auxiliary offices after all relevant facts have been determined and impartially reported to the requesting commander through proper OSI channels.

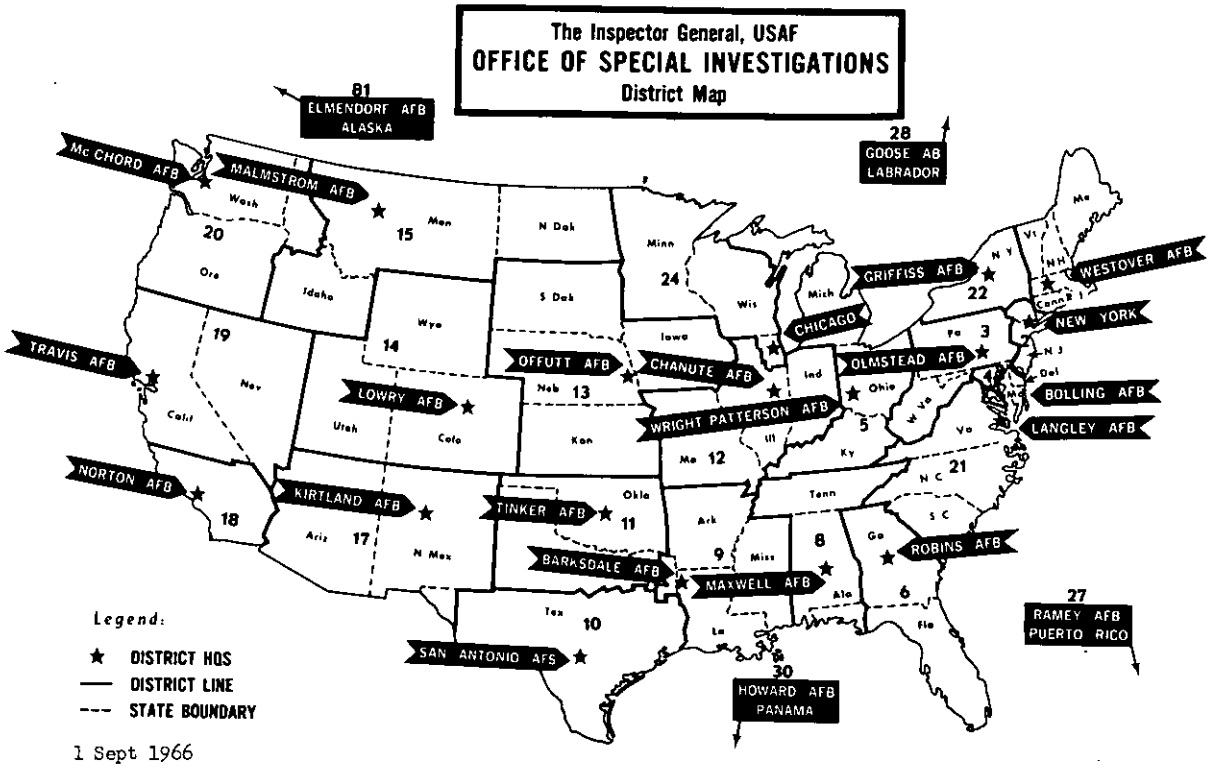

1 Sept 1966

310-159 O - 68 - 24

TABLE 163 – SPECIAL INVESTIGATIONS CONDUCTED BY THE OFFICE

CASE TYPE AND DESCRIPTION	ORIGIN							
	Opened				Closed			
	World-Wide	Continental US	Pacific Air Forces	US Air Forces in Europe	World-Wide	Continental US	Pacific Air Forces	US Air Forces in Europe
TOTAL	186,291	126,943	40,229	19,119	187,470	128,279	40,036	19,155
PERSONNEL INVESTIGATION - TOTAL	147,778	103,090	31,231	13,457	148,901	104,450	30,938	13,513
PERSONNEL BACKGROUND INVESTIGATION - (PBI) - TOTAL	115,389	103,090	7,306	4,993	117,153	104,450	7,466	5,237
THEATER AGENCY CHECK - (TAC) - TOTAL	32,389	-	23,925	8,464	31,748	-	23,472	8,276
36 Personnel Investigations - Special	3,016	3,016	-	-	2,915	2,915	-	-
38 Integrated Reg USAF Officers	12	12	-	-	12	12	-	-
39 Communications Personnel	17,797	17,119	462	216	18,430	17,720	470	240
40 USAF Civilian Employees	3,560	3,330	156	74	3,428	3,201	159	68
41 USAF Military Personnel	41,336	37,456	2,347	1,533	43,613	39,580	2,422	1,611
42 Facilities Employees	682	682	-	-	688	688	-	-
43 Contractor Employees	22,613	22,611	-	2	21,315	21,313	-	2
44 Aliens - Civilian	2,228	1,496	504	228	2,153	1,424	489	240
45 USAF Academy Cadets	905	905	-	-	842	842	-	-
46 OSI Personnel	977	977	-	-	935	935	-	-
51 Air National Guard	1,785	1,764	21	-	1,876	1,849	27	-
52 Air Force Inactive Reserve	786	783	1	2	707	704	1	2
53 Reciprocal Investigations	3,284	340	1,340	1,604	3,340	351	1,348	1,641
54 National Security Agency Matters	840	840	-	-	1,141	1,141	-	-
67 Employees Paid From Nonappropriated Funds	3	2	1	-	4	3	1	-
68 Special Requests	8,277	7,486	786	5	8,209	7,403	799	7
70 Aliens - Military	900	855	19	26	941	889	26	26
74 DOD Investigations, General	514	260	8	246	473	186	10	277
75 DOD Investigations, USAF Military	91	88	3	-	91	89	2	-
76 DOD Investigations, Special	724	723	-	1	703	702	-	1
77 Ultra-Sensitive Positions	1,737	1,649	73	15	1,777	1,704	58	15
144 Premarital Investigations	1,584	68	513	1,003	1,696	71	559	1,066
149 Name Traces	1,030	-	1,002	28	1,051	-	1,024	27
244 Alien Employment Investigations	708	628	70	10	813	728	71	14
GENERAL INVESTIGATION - TOTAL	12,290	8,091	2,528	1,671	12,240	8,006	2,566	1,668
6 Homicide	260	199	45	16	267	207	44	16
7 Sex Offenses	2,314	1,693	296	325	2,324	1,710	299	315
8 Assault	702	466	153	83	699	463	155	81
9 Impersonation	108	87	17	4	116	91	20	5
12 Forgery	410	269	86	55	408	263	86	59
13 Larceny	996	817	112	67	1,006	826	119	61
14 Theft of Government Property	1,693	1,225	335	133	1,745	1,240	360	145
15 Robbery	107	70	30	7	107	69	30	8
16 Housebreaking	960	539	320	101	950	529	325	96
17 Narcotics Violations	1,108	765	219	124	965	650	199	116
18 Customs Violations	174	43	118	13	175	46	117	12
19 Blackmarket Activities	506	60	238	208	535	69	240	226
20 Property Destruction	202	145	37	20	218	161	38	19
21 Civil Rights Violations	4	4	-	-	4	4	-	-
22 Intimidation	33	25	7	1	31	24	6	1
23 Perjury	77	64	9	4	79	64	11	4
24 Special Inquiry	151	102	31	18	155	106	32	17
25 Improper Use or Diversion of Government Property or Employees	74	60	12	2	78	64	12	2
26 Misconduct	1,121	880	137	104	1,122	874	145	103
47 Postal Violations	531	289	142	100	510	269	150	91
50 Counterfeiting	92	29	33	30	98	26	32	40
53 Reciprocal Investigations	336	107	85	144	327	106	81	140
62 Bad Checks	148	126	12	10	143	119	13	11
72 Lie Detector Examinations	85	25	54	6	83	25	52	6
74 DOD Investigations, General	98	2	-	96	95	1	-	94

OF SPECIAL INVESTIGATIONS (OSI), WORLD-WIDE – FY 1967

AUXILIARY								
Opened				Closed				
World-Wide	Conti-nental US	Pacific Air Forces	US Air Forces in Europe	World-Wide	Conti-nental US	Pacific Air Forces	US Air Forces in Europe	CASE TYPE AND DESCRIPTION
221,551	211,717	4,667	5,167	223,187	213,236	4,706	5,245	TOTAL
203,218	196,468	2,880	3,870	204,699	197,838	2,918	3,943	PERSONNEL INVESTIGATION - TOTAL
201,694	196,468	2,622	2,604	203,170	197,838	2,671	2,661	PERSONNEL BACKGROUND INVESTIGATION - (PBI) - TOTAL
1,524	-	258	1,266	1,529	-	247	1,282	THEATER AGENCY CHECK - (TAC) - TOTAL
9,259	9,105	78	76	9,239	9,087	79	73	36 Personnel Investigation - Special
1	1	-	-	1	1	-	-	38 Integrated Reg USAF Officers
38,891	37,585	733	573	39,535	38,138	765	632	39 Communications Personnel
5,684	5,597	44	43	5,695	5,609	44	42	40 USAF Civilian Employees
72,245	71,441	534	270	73,553	72,760	535	258	41 USAF Military Personnel
1,517	1,504	3	10	1,517	1,503	3	11	42 Facilities Employees
46,682	46,091	381	210	46,086	45,498	385	203	43 Contractor Employees
3,103	2,398	122	583	3,032	2,340	119	573	44 Aliens - Civilians
1,269	1,231	13	25	1,219	1,184	15	20	45 USAF Academy Cadets
3,530	3,173	212	145	3,512	3,161	213	138	46 OSI Personnel
3,314	3,309	3	2	3,361	3,352	7	2	51 Air National Guard
1,285	1,271	10	4	1,260	1,245	11	4	52 Air Force Inactive Reserve
318	272	31	15	324	278	32	14	53 Reciprocal Investigations
2,618	2,118	229	271	2,827	2,298	238	291	54 National Security Agency Matters
1	1	-	-	2	1	-	1	67 Employees Paid From Nonappropriated Funds
1,595	1,554	36	5	1,574	1,537	34	3	68 Special Requests
1,714	1,528	28	158	1,731	1,543	28	160	70 Aliens - Military
345	332	4	9	323	309	3	11	74 DOD Investigations, General
228	220	4	4	235	227	4	4	75 DOD Investigations, USAF Military
2,889	2,785	53	51	2,916	2,801	57	58	76 DOD Investigations, Special
4,618	4,515	84	19	4,633	4,535	77	21	77 Ultra-Sensitive Positions
260	119	11	130	271	120	11	140	144 Premarital Investigations
1	-	1	-	3	1	1	1	149 Name Traces
327	318	8	1	321	310	10	1	244 Alien Employment Investigations
6,464	5,194	828	442	6,436	5,170	826	440	GENERAL INVESTIGATION - TOTAL
138	118	12	8	140	118	14	8	6 Homicide
1,785	1,527	139	119	1,752	1,491	141	120	7 Sex Offenses
155	123	25	7	152	120	25	7	8 Assault
71	61	5	5	76	65	6	5	9 Impersonation
392	310	62	20	393	313	62	18	12 Forgery
303	239	43	21	303	242	40	21	13 Larceny
449	312	112	25	460	320	115	25	14 Theft of Government Property
47	43	4	-	45	41	4	-	15 Robbery
112	89	7	16	113	89	8	16	16 Housebreaking
547	430	77	40	525	414	73	38	17 Narcotics Violations
190	169	19	2	191	172	17	2	18 Customs Violations
401	265	98	38	414	272	101	41	19 Blackmarket Activities
82	60	17	5	79	58	17	4	20 Property Destruction
2	2	-	-	2	2	-	-	21 Civil Rights Violations
7	6	1	-	6	6	-	-	22 Intimidation
65	56	7	2	65	56	7	2	23 Perjury
450	424	23	3	453	426	23	4	24 Special Inquiry
51	39	11	1	52	40	11	1	25 Improper Use or Diversion of Government Property or Employees
400	354	27	19	402	357	26	19	26 Misconduct
445	293	99	53	440	293	97	50	47 Postal Violations
21	8	9	4	19	7	8	4	50 Counterfeiting
233	169	23	41	232	167	23	42	53 Reciprocal Investigations
91	80	7	4	95	84	7	4	62 Bad Checks
4	4	-	-	4	4	-	-	72 Lie Detector Examinations
23	13	1	9	23	13	1	9	74 DOD Investigations, General

TABLE 163 — SPECIAL INVESTIGATIONS CONDUCTED BY THE OFFICE

CASE TYPE AND DESCRIPTION	ORIGIN							
	Opened				Closed			
	World-Wide	Continental US	Pacific Air Forces	US Air Forces in Europe	World-Wide	Continental US	Pacific Air Forces	US Air Forces in Europe
COUNTERINTELLIGENCE INVESTIGATION - TOTAL	23,752	13,576	6,300	3,876	23,832	13,605	6,359	3,868
24 Special Inquiry	311	155	65	91	328	172	70	86
27 Espionage	170	89	21	60	172	94	20	58
28 Sabotage	5	2	2	1	4	1	2	1
31 Disaffection	40	32	4	4	34	27	2	5
32 Subversive Activities	123	112	4	7	125	112	5	8
33 Communist Matters	655	422	138	95	667	441	117	109
34 Security Violations Investigations	123	91	16	16	138	104	17	17
49 Positive Intelligence	201	1	193	7	201	1	193	7
53 Reciprocal Investigations	98	9	19	70	92	9	19	64
56 CI Collections Matters	8,568	3,334	3,776	1,458	8,566	3,332	3,776	1,458
64 Technical Security Surveys	1,803	1,006	356	441	1,791	999	357	435
65 Special Security Services	290	119	121	50	283	118	117	48
66 CI Publications	91	2	23	66	90	2	23	65
69 Refugees and Defectors	2	-	-	2	5	-	1	4
70(33) Aliens - Military	105	103	2	-	117	115	2	-
71 USAF Military Personnel Special Category	1,230	1,205	18	7	1,280	1,255	16	9
73 OSI/Contact Pre - recruitment Investigations	8,918	5,992	1,507	1,419	8,943	5,934	1,584	1,425
74 DOD Investigations, General	852	839	-	13	858	847	1	10
127 Counterespionage	93	38	10	45	77	21	7	49
146 Associated Personnel	24	-	22	2	24	-	22	2
227 Special Operations	50	25	3	22	37	21	8	8
PROCUREMENT INVESTIGATION - TOTAL	2,471	2,186	170	115	2,497	2,218	173	106
5 Bribery	36	17	18	1	42	20	18	4
10 Fraudulent Enlistment	83	74	4	5	70	62	3	5
24 Special Inquiry	48	40	5	3	47	38	6	3
53 Reciprocal Investigations	19	7	12	-	19	6	13	-
58 Procurement Matters	225	180	37	8	229	178	45	6
59 Disposal Matters	33	32	-	1	35	34	-	1
60 Nonappropriated Funds and Commissary Matters	237	133	45	59	225	140	46	39
61 Pay and Allowance Matters	1,790	1,703	49	38	1,829	1,739	42	48
74 DOD Investigations, General	-	-	-	-	1	1	-	-

Source: Directorate of Special Investigations, The Inspector General, Headquarters, USAF

OF SPECIAL INVESTIGATIONS (OSI), WORLD-WIDE — FY 1967 (CONTINUED)

AUXILIARY								
Opened				Closed				CASE TYPE AND DESCRIPTION
World-Wide	Continental US	Pacific Air Forces	US Air Forces in Europe	World-Wide	Continental US	Pacific Air Forces	US Air Forces in Europe	
8,153	6,733	721	699	8,354	6,923	727	704	COUNTERINTELLIGENCE INVESTIGATION-TOTAL
377	295	36	46	393	312	36	45	24 Special Inquiry
495	339	55	101	501	339	55	107	27 Espionage
4	-	4	-	4	-	4	-	28 Sabotage
53	50	-	3	50	47	-	3	31 Disaffection
201	194	1	6	210	203	1	6	32 Subversive Activities
979	892	23	64	1,016	930	23	63	33 Communist Matters
173	138	23	12	183	144	27	12	34 Security Violations Investigations
1	-	1	-	1	-	1	-	49 Positive Intelligence
106	61	4	41	109	63	5	41	53 Reciprocal Investigations
27	26	1	-	27	26	1	-	56 CI Collections Matters
928	742	117	69	921	732	119	70	64 Technical Security Surveys
42	21	8	13	38	17	8	13	65 Special Security Services
-	-	-	-	-	-	-	-	66 CI Publications
-	-	-	-	-	-	-	-	69 Refugees and Defectors
194	171	3	20	219	194	3	22	70(33) Aliens - Military
1,375	1,287	10	78	1,448	1,361	11	76	71 USAF Military Personnel Special Category
1,127	603	388	136	1,128	603	389	136	73 OSI/Contact Pre - recruitment Investigations
1,760	1,666	33	61	1,802	1,711	32	59	74 DOD Investigations, General
251	200	10	41	255	201	9	45	127 Counterespionage
6	2	4	-	5	2	3	-	146 Associated Personnel
54	46	-	8	44	38	-	6	227 Special Operations
3,716	3,322	238	156	3,698	3,305	235	158	PROCUREMENT INVESTIGATION - TOTAL
26	19	7	-	27	19	8	-	5 Bribery
167	159	5	3	157	150	5	2	10 Fraudulent Enlistment
174	142	26	6	165	132	26	7	24 Special Inquiry
2	1	1	-	2	1	1	-	53 Reciprocal Investigations
220	192	20	8	222	198	18	6	58 Procurement Matters
32	29	1	2	31	28	1	2	59 Disposal Matters
280	218	30	32	264	207	25	32	60 Nonappropriated Funds and Commissary Matters
2,813	2,562	147	104	2,828	2,570	150	108	61 Pay and Allowance Matters
2	-	1	1	2	-	1	1	74 DOD Investigations, General

SECURITY AND DISCIPLINE (CONTINUED)

THE JUDGE ADVOCATE GENERAL

INTRODUCTION

The Office of The Judge Advocate General provides statistical data reflecting trial of offenders against military law. The statistics are derived from AF Form 214 "Court-Martial and Article 15 Activities Report", AFR 111-3, submitted quarterly by each major command exercising general court-martial jurisdiction.

Table 165 reflects the number of military persons, subject to court-martial jurisdiction pursuant to Uniform Code of Military Justice, Article 2, who were tried by each type of court-martial; and the number of military persons receiving non-judicial punishment, for minor offenses, under Article 15.

Table 164 provides the over-all rates, per 1000 average assigned and attached military strength, for all persons tried in all types of courts-martial, and the rates, on the same basis, for those persons receiving non-judicial punishment.

DEFINITIONS

General Court-Martial - A general court-martial may adjudge a dishonorable or bad conduct discharge as part of the sentence.

Special(BCD)Court-Martial - A special court-martial which adjudges a bad conduct discharge as part of the sentence.

Special(Non-BCD)Court-Martial - A special court-martial which does not adjudge a discharge as part of the sentence, but may adjudge as much as six months confinement.

Summary Court-Martial - A summary court-martial may not adjudge a discharge or confinement for more than one month.

Non-judicial Punishment - Punishment imposed for minor offenses, by the commanding officer, without the intervention of a court-martial, which does not become a permanent part of the offender's military record.

TABLE 164 — RATES FOR USAF PERSONNEL TRIED BY COURTS—MARTIAL AND FOR NON—JUDICIAL PUNISHMENT UNDER ARTICLE 15, WORLD—WIDE, BY QUARTER — FY 1967

DATE	COURT-MARTIAL RATES FOR PERSONS TRIED - ALL COURTS			ARTICLE 15 RATES FOR PERSONS RECEIVING ARTICLE 15		
	WORLD-WIDE	CONTINENTAL US	OVERSEAS	WORLD-WIDE	CONTINENTAL US	OVERSEAS
TOTAL	3.5	3.5	3.3	29.3	25.9	38.1
First Quarter(1 Jul 1966 Through 30 Sep 1966)	0.8	0.9	0.8	7.0	6.4	8.9
Second Quarter(1 Oct 1966 Through 31 Dec 1966)	0.8	0.9	0.7	7.1	6.5	8.9
Third Quarter(1 Jan 1967 Through 31 Mar 1967)	0.8	0.9	0.8	7.6	6.6	10.1
Fourth Quarter(1 Apr 1967 Through 30 Jun 1967)	0.9	0.9	0.9	7.5	6.4	10.1

Source: Executive Office - Judge Advocate General, USAF

TABLE 165 — USAF PERSONNEL TRIED BY COURTS-MARTIAL AND NON-JUDICIAL

PERSONS TRIED BY COURTS-MARTIAL AND ARTICLE 15 ACTIONS	WORLD-WIDE TOTAL	CONTINENTAL								
		ZI TOTAL	USAFA a/	ADC	AFLC	AFSC	ATC	AU	HQ CMD	MAC
PERSONS TRIED - TOTAL	3,166	2,330	-	261	122	117	376	10	31	225
General Court-Martial - Total	295	198	-	19	8	14	25	5	3	23
First Quarter	63	44	-	1	2	1	7	2	-	7
Second Quarter	71	46	-	5	1	-	3	-	-	8
Third Quarter	63	40	-	4	-	3	7	1	1	2
Fourth Quarter	98	68	-	9	5	10	8	2	2	6
Special(BCD) Court-Martial - Total	290	248	-	17	13	8	50	-	5	33
First Quarter	77	67	-	2	6	3	14	-	2	5
Second Quarter	73	63	-	5	3	1	10	-	-	11
Third Quarter	67	56	-	4	1	-	11	-	1	9
Fourth Quarter	73	62	-	6	3	4	15	-	2	8
Special(Non-BCD) Court-Martial - Total	1,627	1,270	-	168	48	52	215	4	22	121
First Quarter	419	336	-	60	11	8	59	-	3	27
Second Quarter	400	331	-	42	15	16	62	2	8	27
Third Quarter	395	294	-	30	10	14	54	-	6	36
Fourth Quarter	413	309	-	36	12	14	40	2	5	31
Summary Court-Martial - Total	954	614	-	57	53	43	86	1	1	48
First Quarter	228	145	-	15	13	11	23	-	-	11
Second Quarter	211	130	-	8	8	12	20	1	-	6
Third Quarter	247	173	-	18	17	4	24	-	-	9
Fourth Quarter	268	166	-	16	15	16	19	-	1	22
Article 15 Actions - Total	26,776	17,093	19	2,156	682	618	3,933	99	225	1,651
First Quarter	6,465	4,283	6	502	208	161	1,017	21	70	412
Second Quarter	6,502	4,276	2	547	152	141	1,075	28	62	380
Third Quarter	6,953	4,333	5	556	174	163	934	21	55	491
Fourth Quarter	6,856	4,201	6	551	148	153	907	29	38	368

a/ Includes cadets.

b/ Includes AFAFC, AFCS, and OAR

Source: Executive Office - Judge Advocate General, USAF

PUNISHMENT UNDER ARTICLE 15, BY COMMAND, WORLD-WIDE BY QUARTER — FY 1967

US					OVERSEAS					PERSONS TRIED BY COURTS-MARTIAL AND ARTICLE 15 ACTIONS
MISC b/	SAC	TAC	USAFSS	FLD CMD (DASA)	OS TOTAL	AAC	USAFSO	PACAF	USAFE	
-	828	354	4	2	836	48	3	391	394	PERSONS TRIED - TOTAL
-	61	39	1	-	97	5	-	46	46	General Court-Martial - Total
-	16	7	1	-	19	-	-	9	10	First Quarter
-	19	10	-	-	25	1	-	11	13	Second Quarter
-	14	8	-	-	23	3	-	12	8	Third Quarter
-	12	14	-	-	30	1	-	14	15	Fourth Quarter
-	82	40	-	-	42	4	-	22	16	Special(BCD) Court-Martial - Total
-	24	11	-	-	10	1	-	4	5	First Quarter
-	25	8	-	-	10	3	-	4	3	Second Quarter
-	19	11	-	-	11	-	-	6	5	Third Quarter
-	14	10	-	-	11	-	-	8	3	Fourth Quarter
-	422	214	2	2	357	21	2	176	158	Special(Non-BCD) Court-Martial - Total
	122	46	-	-	83	6	1	34	42	First Quarter
-	98	58	1	2	69	5	1	32	31	Second Quarter
-	102	42	-	-	101	6	-	46	49	Third Quarter
-	100	68	1	-	104	4	-	64	36	Fourth Quarter
-	263	61	1	-	340	18	1	147	174	Summary Court-Martial - Total
-	62	10	-	-	83	3	-	42	38	First Quarter
-	65	10	-	-	81	5	1	26	49	Second Quarter
-	79	21	1	-	74	5	-	39	30	Third Quarter
-	57	20	-	-	102	5	-	40	57	Fourth Quarter
1	5,547	2,051	92	19	9,683	354	90	5,733	3,506	Article 15 Actions - Total
-	1,419	436	24	7	2,182	85	15	1,255	827	First Quarter
1	1,392	467	22	7	2,226	107	22	1,336	761	Second Quarter
-	1,372	533	27	2	2,620	79	28	1,574	939	Third Quarter
-	1,364	615	19	3	2,655	83	25	1,568	979	Fourth Quarter

COMPONENTS - RESERVE FORCES AND ROTC

PART XII

INTRODUCTION

In general, the definitions contained herein have been taken from, or are in conformity to, the definitions included in Air Force Regulations 45 series Air Force Manual 35-3, and Air National Guard Regulations, as appropriate.

The statistical data pertaining to the Air Force Reserve and Air National Guard personnel normally refer to those who are not on extended active duty (EAD). Commissioned officers on EAD as Regular USAF Airmen or Regular USAF Warrant Officers and Reserve Warrant Officers on EAD as Regular USAF Airmen are also included in these data. These statistical tables are designed to show the composition and characteristics of Reserve Forces personnel and reflect the Reserves of the Air Force strength position at specific intervals throughout the fiscal year.

AIR FORCE RESERVE

DEFINITIONS

ACTIVE DUTY FOR TRAINING (AD TNG) - A full-time tour of duty with the active establishment for Reserve training, under orders which provide for automatic reversion to an inactive duty training status upon completion of the specified tour of active duty. This includes all tours accomplished under the provisions of AFR 45-14.

ACTIVE STATUS - That status of the reservists who make up, through voluntary participation or remaining obligated service, the active reserve.

ANG UNIT MOBILIZATION POSITION - An authorized position within an Air National Guard unit.

DRILL PAY STATUS RESERVISTS - Reservists who are authorized to receive pay for inactive and active duty for training

FLYING TRAINING - Flying activities as authorized by AFR 45-28 (regular flying training) and Sec B, AFR 45-10 (additional flying periods).

ELIGIBLE TO EARN POINTS - Being eligible, by virtue of reserve section of assignment, to earn points toward retirement (does not apply to the gratutitous points awarded active reservists. See AFR 45-15).

INACTIVE DUTY TRAINING - Unit training assemblies, training periods of instruction, appropriate duties,or equivalent training, including hazardous duty, which are performed with or without pay by a reservist not on EAD or on active duty for training. Includes duties performed in connection with training, administration, and/or support activities of the unit of assignment or study through the USAF Extension Course Institute. Points will be awarded in accordance with AFR 45-15.

OBLIGATED RESERVE SECTION - Reservists who fail to meet minimum requirements for retention in an active status are assigned to this section if they have completed all reserve service required by law. While assigned to this section, reservists are not eligible for active or inactive duty training, promotion, or award of points. They may be ordered to Extended Active Duty (EAD) involuntarily only if there are no other Ready or Standby Reservists of the appropriate grades and military specialties who are available for active military service and then only if the Director of Selective Service determines that they are available for EAD.

INELIGIBLE RESERVE SECTION (Other) - Consists of Ready Reservists who were transferred to the Air Force Reserve to complete a Reserve obligation in accordance with the Universal Military Training and Service Act of 1948,as amended, who do not voluntarily participate in any Reserve Training programs or point gaining activities.

JOB PROFICIENCY TRAINING (JPT) - Training given an individual Reservist during periods of active or inactive duty to maintain or increase proficiency through actual performance in his mobilization assignment.

AIR FORCE RESERVE (CONTINUED)

MOBILIZATION AUGMENTEE & REINFORCEMENT DESIGNEE SECTION - Administrative sections of the Major Air Command headquarters and its subordinate organizations: Reservists authorized Parts I and III of the Reserve Space and Grade Authorization by Headquarters USAF are assigned to those sections and are comprised of:

1. Part I, Major Command War Augmentation Requirement for Individuals - Pertains to personnel assigned to and trained (both active and inactive duty training) by the Command.

2. Part III, General Reserve War Requirement for Individuals is the attritional replacement requirement of the Air Force. These personnel are assigned to and trained by Continental Air Command.

AF RESERVE UNIT MOBILIZATION POSITION - An authorized position within an AF Reserve unit that is organized to serve as a unit.

NON-AFFILIATED RESERVE SECTION - Comprised of Air Force Reserve members in an active status who are not assigned to an Air Force Reserve Category "A" unit or to a mobilization position, but do physically and professionally qualify for Reserve Training participation, meet established criteria for active military service, and meet minimum retention requirements by completing courses through the USAF Extension Course Institute, by participating in authorized pointgaining activities.

PAY GROUP - Groups established to identify those authorized pay for inactive and/or active duty for training. These groups also identify the amount of paid training authorized per year. They are:

A - 48 paid inactive duty training periods and 15 active duty training days
B - 24 paid inactive duty training periods and 15 active duty training days
C - 12 paid inactive duty training periods and 15 active duty training days
D - No paid inactive duty training periods but 15 paid active duty for training days
E - No paid inactive duty training periods but 30 paid active duty for training days
F - No paid inactive duty training periods but a minimum of 4 months active duty for training (one time only)

RESERVE SECTIONS - Classification of Reservists by type, amount of training and pay authorized, and/or type of unit or categories of assignment.

READY RESERVE - Air Force Reserve units and personnel who may be ordered to extended active duty involuntarily in time of war, national emergency declared by Congress or proclaimed by the President, or when otherwise authorized by law.

RESERVISTS IN NON-PAY STATUS ASSIGNMENTS - Air Force Reservists who are physically and professionally qualified for active duty, but for whom no position vacancy exists in Pay Status Assignment, or those who do not participate in the Air Force Reserve training program to the extent required for retention in Pay Status Assignments. Except for the maximum age of 60, there are no age-in-grade or availability requirements.

RESERVISTS IN PAY STATUS ASSIGNMENTS - Participating Ready Reservists who are authorized pay for active and inactive duty training, or pay for active duty for training only.

RETIRED RESERVE - Air Force Reserve personnel whose service has been honorable and are eligible under AFR 45-39A and who have applied for and received transfer to the Reserve Retired List.

STANDBY RESERVE - Air Force Reserve personnel who may be ordered to extended active duty involuntarily only in time of war, national emergency declared by Congress, or when otherwise authorized by law.

TRAINING CATEGORY - Categories established to identify training required to maintain individual or unit proficiency.

AIR NATIONAL GUARD

DEFINITIONS

AIR NATIONAL GUARD AUTHORIZED STRENGTH - Total manning authorized under appropriate Tables of Organization, Tables of Distribution, and Unit Manning Documents currently augmented and/or reduced by the National Guard Bureau.

PROGRAM STRENGTH - Manning objective, applicable to units in being or scheduled for activation by a specified period of time.

AIR FORCE RESERVE OFFICERS TRAINING CORPS (AFROTC)

ADVANCED COURSE - The third and fourth year program of instruction in Air Science.

AFROTC CADET ENROLLMENT - All Air Force Reserve Officers' Training Corps cadets in active participation in ROTC training in conjunction with the academic curriculum at civilian educational institutions. Includes cadets who are tentatively accepted and conditionally enrolled in the advanced course pending determination of eligibility for enrollment.

AIR SCIENCE - The official designation of the Air Force ROTC program of instruction.

BASIC COURSE - The first and second year program of instruction in Air Science.

CATEGORY I-N - Comprises cadets who qualify for navigator training.

CATEGORY I-P - Comprises cadets who qualify for pilot training.

CATEGORY II - Comprises cadets pursuing prescribed engineering and scientific courses of study.

CATEGORY III - Comprises cadets pursuing non-technical courses of study.

CATEGORY IV - Comprises prior service cadets other than those accepted under categories I-P, I-N, II and III (active duty tour not required).

CATEGORY V - Comprises cadets eliminated from I-P and I-N for flying inaptitude or medical reasons, and other groups as designated in special circumstances by Headquarters, USAF.

Source: Data Applications Division, Data Services Center, Comptroller of the Air Force

TABLE 166 — AF RESERVE OFFICERS IN PAY AND NON-PAY STATUS ASSIGNMENTS BY RESERVE SECTION, BY GRADE, WORLD-WIDE
30 JUNE 1967

PAY STATUS AND RESERVE SECTION	TOTAL	GENERAL	COLONEL	LIEU-TENANT COLONEL	MAJOR	CAPTAIN	FIRST LIEU-TENANT	SECOND LIEU-TENANT
TOTAL	160,433	167	5,557	31,422	38,005	59,308	19,057	6,917
PAID - TOTAL	13,853	48	571	2,067	5,214	4,824	819	310
Drill Pay Status - Total	10,681	46	350	1,164	3,866	4,197	731	307
48 Annual Drills - Total	8,353	20	204	838	2,873	3,485	641	292
Troop Carrier Wing	2,573	5	38	228	964	1,106	132	100
Military Airlift Wing	2,838	4	36	252	962	1,302	187	95
Aerospace Rescue & Recovery Sq	182	-	-	20	69	82	4	7
Air Terminal Squadron	79	-	-	-	20	41	9	9
Censorship Squadron	170	-	12	40	68	45	5	-
Reserve Maintenance & Supply Sq - Mobile Support	27	-	-	7	9	10	1	-
Reserve Support Sq - Mobile Enroute	64	-	-	4	17	34	7	2
Air Postal Groups & Flights	31	-	-	2	11	12	6	-
Hospital	61	-	2	2	15	33	9	-
Aeromedical Evacuation Squadrons	288	-	-	3	54	111	87	33
Medical Service Units	1,198	-	22	74	357	522	179	44
Mobilization Augmentee - Selective Service Squadrons	233	-	45	65	89	32	2	-
Mobilization Augmentee - Job Proficiency Tng - Flying	158	8	17	31	57	42	3	-
Mobilization Augmentee - Air Reserve Regions	299	3	32	101	128	29	4	2
Mobilization Augmentee - Navigator Training Squadron	152	-	-	9	53	84	6	-
24 ANNUAL DRILLS - TOTAL	2,328	26	146	346	993	712	90	15
Mobilization Augmentee - Job Proficiency Tng - Non-Fly	2,328	26	146	346	993	712	90	15
ACTIVE DUTY PAY ONLY - TOTAL	3,172	2	221	883	1,348	627	88	3
Mobilization Augmentee - 15 Days AD Training	2,048	2	157	527	831	465	65	1
Mobilization Augmentee - 30 Days AD Training	74	-	5	9	17	29	13	1
Mobilization Augmentee - O/S Positions	435	-	29	123	200	76	6	1
Mobilization Augmentee - Specialty Training Squadron	615	-	30	224	300	57	4	-
NON-PAID - TOTAL	85,620	10	688	8,183	13,170	43,905	15,001	4,663
Reinforcement Designee - MOARS - M	10,195	-	198	4,159	5,141	679	16	2
Reinforcement Designee - MOARS - T	1,695	-	71	404	718	460	33	9
Reinforcement Designee - MOARS - X	1,519	-	66	632	613	205	3	-
Obligated Res Sec - more than 12 mos EAD with a remaining mil svc obligation	6,285	-	-	-	1	1,885	3,881	518
Obligated Res Sec - less than 12 mos EAD with a remaining mil svc obligation	93	-	-	-	-	24	43	26
Obligated Res Sec - EAD commitment, remaining mil svc obligation	5,063	-	-	-	-	395	1,322	3,346
Non Affiliated Reserve Section - Non Obligators	18,747	7	193	1,848	3,685	8,454	3,962	598
Non Affiliated Reserve Section - Obligators	570	-	-	-	-	373	182	15
Inactive Status List Reserve Section	41,453	3	160	1,140	3,012	31,430	5,559	149
RESERVE RETIRED SECTION - TOTAL	60,960	109	4,298	21,172	19,621	10,579	3,237	1,944

Source: Data Applications Division, Data Services Center, Comptroller of the Air Force

TABLE 167 — AF RESERVE AIRMEN IN PAY AND NON-PAY STATUS ASSIGNMENTS BY RESERVE SECTION, BY GRADE, WORLD-WIDE 30 JUNE 1967

PAY STATUS AND RESERVE SECTION	TOTAL	CHIEF MASTER SERGEANT	SENIOR MASTER SERGEANT	MASTER SERGEANT	TECH-NICAL SERGEANT	STAFF SERGEANT	AIRMAN FIRST CLASS	AIRMAN SECOND CLASS	AIRMAN THIRD CLASS	AIRMAN BASIC
TOTAL	251,373	3,459	6,614	29,254	21,812	23,825	77,118	67,405	16,138	5,748
PAID - TOTAL	36,793	144	626	2,615	2,428	6,762	5,461	10,792	5,091	2,874
Drill Pay Status - Total	33,362	140	613	2,476	2,374	6,670	5,361	10,265	4,315	1,148
48 Annual Drills - Total	31,752	131	574	2,233	2,236	6,350	5,168	9,824	4,116	1,120
Troop Carrier Wing	11,883	48	226	772	788	2,685	2,281	3,588	1,122	373
Military Airlift Wing	13,663	75	291	1,042	1,099	2,425	1,762	4,469	2,034	466
Aerospace Rescue & Recovery Squadron	519	5	18	45	70	153	73	115	34	6
Air Terminal Squadron	1,002	-	11	41	37	235	313	257	94	14
Censorship Squadron	18	-	-	2	3	10	1	1	1	-
Reserve Maintenance & Supply Sq - Mobile Support	373	-	1	25	33	77	47	77	100	13
Reserve Support Sq - Mobile Enroute	302	1	2	21	24	48	50	52	82	22
Air Postal Groups & Flights	175	2	-	8	3	33	31	67	19	12
Hospital	161	-	2	6	5	23	34	50	35	6
Aeromedical Evacuation Squadron	612	-	6	32	30	160	141	159	52	32
Medical Service Units	2,974	-	16	221	128	474	433	984	542	176
Mobilization Augmentee - Job Proficiency Tng - Fly.	9	-	1	2	4	1	-	-	1	-
Mobilization Augmentee - Air Reserve Regions	61	-	-	16	12	26	2	5	-	-
24 Annual Drills - Total	1,610	9	39	243	138	320	193	441	199	28
Mobilization Augmentee - Job Proficiency Tng-Non-Fly	1,610	9	39	243	138	320	193	441	199	28
Active Duty Pay Only - Total	3,431	4	13	139	54	92	100	527	776	1,726
Mobilization Augmentee - 15 days AD Training	201	2	6	79	36	50	14	11	3	-
Mobilization Augmentee - 30 Days AD Training	922	-	1	17	7	19	84	436	305	53
Mobilization Augmentee - O/S Positions	58	2	5	28	8	13	1	1	-	-
Mobilization Augmentee - Specialty Training Sq	28	-	1	15	3	7	1	1	-	-
Non-Prior Service on AD for Training	2,222	-	-	-	-	3	-	78	468	1,673
NON-PAID - TOTAL	211,761	3,274	5,900	25,903	19,191	16,654	71,225	56,163	10,722	2,729
Non Prior Svc Personnel in Delay Status	775	-	-	-	-	-	-	-	-	775
Reinforcement Designee - MOARS - M	968	1	33	427	138	275	74	18	2	-
Reinforcement Designee - MOARS - T	101	1	10	41	12	27	6	3	-	1
Reinforcement Designee - MOARS - X	19	-	-	7	1	5	4	1	1	-
Obligated Res Sec - more than 12 mos EAD with a remaining mil svc obligation	122,795	-	1	3	16	1,832	65,642	49,558	4,389	854
Obligated Res Sec - Less than 12 mos EAD with a remaining mil svc obligation	3,604	-	-	-	1	56	303	1,372	1,594	278
Obligated Res Sec - EAD commitment, remaining mil svc obligation	162	-	-	-	-	6	18	92	39	7
AF Academy Preparatory School Selectees	100	-	-	-	-	-	-	-	-	100
Non Affiliated Reserve Section - Non Obligators	1,983	8	59	266	245	766	386	210	36	7
Non Affiliated Reserve Section - Obligators	11,188	-	-	-	-	310	1,794	4,375	4,060	649
Inactive Status List Reserve Section	70,066	3,264	5,797	25,159	18,778	13,377	2,998	534	101	58
RESERVE RETIRED SECTION - TOTAL	2,819	41	88	736	193	409	432	450	325	145

Source: Data Applications Division, Data Services Center, Comptroller of the Air Force

TABLE 168 — AF RESERVE OFFICERS IN PAY STATUS ASSIGNMENTS BY FLYING STATUS, BY RESERVE SECTION, BY GRADE, WORLD-WIDE — 30 JUN 1967

RESERVE SECTION AND GRADE	TOTAL	ON FLYING STATUS				NOT ON FLYING STATUS				AERO RATING AND OR FLYING STATUS UNKNOWN
		TOTAL	PILOTS	OTHER RATED	NON RATED	TOTAL	PILOTS	OTHER RATED	NON RATED	
TOTAL	8,262	3,538	2,111	1,212	215	4,307	520	361	3,426	417
General	20	17	16	1	-	2	1	-	1	1
Colonel	204	89	75	13	1	113	13	16	84	2
Lieutenant Colonel	827	336	253	76	7	477	134	77	266	14
Major	2,847	1,330	846	422	62	1,398	248	157	993	119
Captain	3,441	1,632	889	640	103	1,632	119	101	1,412	177
First Lieutenant	633	125	32	59	34	445	5	9	431	63
Second Lieutenant	290	9	-	1	8	240	-	1	239	41
Troop Carrier Wings - Total	2,573	1,291	907	362	22	1,214	156	113	945	68
General	5	5	5	-	-	-	-	-	-	-
Colonel	38	31	29	2	-	7	-	-	7	-
Lieutenant Colonel	228	114	93	20	1	110	35	16	59	4
Major	964	517	378	135	4	428	81	51	296	19
Captain	1,106	592	391	186	15	491	39	43	409	23
First Lieutenant	132	32	11	19	2	90	1	3	86	10
Second Lieutenant	100	-	-	-	-	88	-	-	88	12
Military Airlift Wing - Total	2,838	1,579	957	604	18	1,074	172	106	796	185
General	4	4	4	-	-	-	-	-	-	-
Colonel	36	29	26	3	-	7	-	1	6	-
Lieutenant Colonel	252	149	108	40	1	100	38	13	49	3
Major	962	575	375	194	6	332	76	48	208	55
Captain	1,302	771	426	334	11	440	54	39	347	91
First Lieutenant	187	51	18	33	-	117	4	4	109	19
Second Lieutenant	95	-	-	-	-	78	-	1	77	17
Aerospace Rescue and Recovery Squadron - Total	182	150	102	48	-	23	7	2	14	9
General	-	-	-	-	-	-	-	-	-	-
Colonel	-	-	-	-	-	-	-	-	-	-
Lieutenant Colonel	20	20	19	1	-	-	-	-	-	-
Major	69	62	44	18	-	6	4	-	2	1
Captain	82	65	38	27	-	11	3	2	6	6
First Lieutenant	4	2	1	1	-	-	-	-	-	2
Second Lieutenant	7	1	-	1	-	6	-	-	6	-
Censorship Squadrons - Total	170	-	-	-	-	169	27	22	120	1
General	-	-	-	-	-	-	-	-	-	-
Colonel	12	-	-	-	-	12	1	1	10	-
Lieutenant Colonel	40	-	-	-	-	40	12	7	21	-
Major	68	-	-	-	-	68	10	10	48	-
Captain	45	-	-	-	-	44	4	4	36	1
First Lieutenant	5	-	-	-	-	5	-	-	5	-
Second Lieutenant	-	-	-	-	-	-	-	-	-	-

TABLE 168 — AF RESERVE OFFICERS IN PAY STATUS ASSIGNMENTS BY FLYING STATUS, BY RESERVE SECTION, BY GRADE, WORLD-WIDE — 30 JUN 1967 (CONTINUED)

RESERVE SECTION AND GRADE	TOTAL	ON FLYING STATUS				NOT ON FLYING STATUS				AERO RATING AND OR FLYING STATUS UNKNOWN
		TOTAL	PILOTS	OTHER RATED	NON RATED	TOTAL	PILOTS	OTHER RATED	NON RATED	
Navigation Training Squadron - Total	152	144	-	144	-	1	-	1	-	7
General	-	-	-	-	-	-	-	-	-	-
Colonel	-	-	-	-	-	-	-	-	-	-
Lieutenant Colonel	9	9	-	9	-	-	-	-	-	-
Major	53	51	-	51	-	1	-	1	-	1
Captain	84	79	-	79	-	-	-	-	-	5
First Lieutenant	6	5	-	5	-	-	-	-	-	1
Second Lieutenant	-	-	-	-	-	-	-	-	-	-
Air Postal Squadron - Total	31	-	-	-	-	31	5	3	23	-
General	-	-	-	-	-	-	-	-	-	-
Colonel	-	-	-	-	-	-	-	-	-	-
Lieutenant Colonel	2	-	-	-	-	2	-	-	2	-
Major	11	-	-	-	-	11	3	3	5	-
Captain	12	-	-	-	-	12	2	-	10	-
First Lieutenant	6	-	-	-	-	6	-	-	6	-
Second Lieutenant	-	-	-	-	-	-	-	-	-	-
USAF Hospital - Total	61	4	-	1	3	57	-	-	57	-
General	-	-	-	-	-	-	-	-	-	-
Colonel	2	1	-	1	-	1	-	-	1	-
Lieutenant Colonel	2	-	-	-	-	2	-	-	2	-
Major	15	3	-	-	3	12	-	-	12	-
Captain	33	-	-	-	-	33	-	-	33	-
First Lieutenant	9	-	-	-	-	9	-	-	9	-
Second Lieutenant	-	-	-	-	-	-	-	-	-	-
Aeromedical Evacuation Gps & Sqs - Total	288	148	-	3	145	124	2	-	122	16
General	-	-	-	-	-	-	-	-	-	-
Colonel	-	-	-	-	-	-	-	-	-	-
Lieutenant Colonel	3	1	-	-	1	2	-	-	2	-
Major	54	40	-	2	38	11	2	-	9	3
Captain	111	67	-	1	66	37	-	-	37	7
First Lieutenant	87	32	-	-	32	52	-	-	52	3
Second Lieutenant	33	8	-	-	8	22	-	-	22	3
Medical Service Units - Total	1,198	42	-	16	26	1,030	13	20	997	126
General	-	-	-	-	-	-	-	-	-	-
Colonel	22	6	-	5	1	14	-	7	7	2
Lieutenant Colonel	74	6	-	2	4	62	1	4	57	6
Major	357	17	-	6	11	302	10	5	287	38
Captain	522	13	-	3	10	466	2	4	460	43
First Lieutenant	179	-	-	-	-	151	-	-	151	28
Second Lieutenant	44	-	-	-	-	35	-	-	35	9

310-159 O - 68 - 25

TABLE 168 — AF RESERVE OFFICERS IN PAY STATUS ASSIGNMENTS BY FLYING STATUS, BY RESERVE SECTION, BY GRADE, WORLD-WIDE — 30 JUN 1967 (CONTINUED)

RESERVE SECTION AND GRADE	TOTAL	ON FLYING STATUS				NOT ON FLYING STATUS				AERO RATING AND OR FLYING STATUS UNKNOWN
		TOTAL	PILOTS	OTHER RATED	NON RATED	TOTAL	PILOTS	OTHER RATED	NON RATED	
MOARS Selective Service - Total	233	2	-	2	-	231	51	47	133	-
General	-	-	-	-	-	-	-	-	-	-
Colonel	45	-	-	-	-	45	3	6	36	-
Lieutenant Colonel	65	-	-	-	-	65	20	19	26	-
Major	89	1	-	1	-	88	21	16	51	-
Captain	32	1	-	1	-	31	7	6	18	-
First Lieutenant	2	-	-	-	-	2	-	-	2	-
Second Lieutenant	-	-	-	-	-	-	-	-	-	-
MOARS JPT-Flying Duty - Total	158	157	129	28	-	-	-	-	-	1
General	8	7	6	1	-	-	-	-	-	1
Colonel	17	17	16	1	-	-	-	-	-	-
Lieutenant Colonel	31	31	29	2	-	-	-	-	-	-
Major	57	57	42	15	-	-	-	-	-	-
Captain	42	42	34	8	-	-	-	-	-	-
First Lieutenant	3	3	2	1	-	-	-	-	-	-
Second Lieutenant	-	-	-	-	-	-	-	-	-	-
MOARS JPT-CONAC Regions - Total	299	20	16	3	1	276	78	41	157	3
General	3	1	1	-	-	2	1	-	1	-
Colonel	32	5	4	1	-	27	9	1	17	-
Lieutenant Colonel	101	6	4	2	-	94	28	18	48	1
Major	128	7	7	-	-	120	36	19	65	1
Captain	29	1	-	-	1	27	4	3	20	1
First Lieutenant	4	-	-	-	-	4	-	-	4	-
Second Lieutenant	2	-	-	-	-	2	-	-	2	-
Air Terminal Squadron - Total	79	1	-	1	-	77	9	6	62	1
General	-	-	-	-	-	-	-	-	-	-
Colonel	-	-	-	-	-	-	-	-	-	-
Lieutenant Colonel	-	-	-	-	-	-	-	-	-	-
Major	20	-	-	-	-	19	5	4	10	1
Captain	41	1	-	1	-	40	4	-	36	-
First Lieutenant	9	-	-	-	-	9	-	2	7	-
Second Lieutenant	9	-	-	-	-	9	-	-	9	-

Source: Data Applications Division, Data Services Center, Comptroller of the Air Force

TABLE 169 — AF RESERVE OFFICER AND AIRMEN GAINS AND LOSSES, WORLD-WIDE, CUMULATIVE BY QUARTER — FY 1967

GAINS AND LOSSES	FIRST QUARTER	THRU SECOND QUARTER	THRU THIRD QUARTER	THRU FOURTH QUARTER
OFFICERS				
GAIN - TOTAL	7,690	11,017	15,460	18,902
Direct Appointments	1,452	2,025	4,000	4,602
Reappointments	58	63	65	66
Commissioned from AFROTC	2,571	2,733	3,616	4,450
Commissioned from Warrant Officer or Airman	50	52	55	75
Transfer from Extended Active Duty without Obligation	1,088	1,826	2,169	2,641
Transfer from Extended Active Duty with Obligation	1,004	1,689	2,168	2,917
Placement on Retired Reserve List	1,252	2,047	2,504	3,117
Transfer from Air National Guard	182	548	802	809
Errors	28	29	75	215
Transfer from USAF Temporary Disability Retired List	-	-	-	-
Transfer from Other Services	5	5	6	10
LOSS - TOTAL	3,968	8,698	13,220	16,696
Resignation for Other than Cause	923	1,666	2,807	3,822
Termination of Commission for Cause	818	1,652	3,139	4,719
Ordered to Extended Active Duty	2,011	4,772	6,469	7,129
Transfer to Air National Guard	93	107	122	133
Loss to Reserve Retired	-	-	-	-
Recission/Revocation of Orders	3	3	3	3
Deceased	92	186	346	495
Reported in Error as Gain	28	312	334	395
NET GAIN OR LOSS	+3,722	+2,319	+2,240	+2,206
AIRMEN				
GAIN - TOTAL	21,961	36,693	55,439	77,076
Transfer from Extended Active Duty without Obligation	45	56	68	68
Transfer from Extended Active Duty with Obligation	18,754	29,057	42,573	61,482
Placement on Retired Reserve List	-	-	-	15
Transferred from Other Services	42	99	160	406
From Civil Life	1,275	2,756	4,547	5,901
Non Prior Service - Under 26	886	2,069	3,578	4,534
Non Prior Service - 26 and Over	3	8	8	11
Enlisted after More than 30 Days Separation from AFR	56	118	181	248
Prior Active Military Service (AMS) - More than 30 Days	113	248	388	455
Enlistment within 30 days after separation from AMS	215	304	376	627
Try-one Enlistments	2	9	16	26
Retired Regular AF Airman Transferred to AFR to Complete 30 Years	1,271	3,759	6,881	7,062
Transfer from Air National Guard	412	667	971	1,048
Errors	157	291	228	1,081
Transfer from USAF Temporary Disability Retired List	5	8	11	13
LOSS - TOTAL	23,849	40,035	56,451	78,988
Discharge Expiration Term of Service (ETS) or Obligation	22,923	38,317	53,060	74,450
Discharge Other than ETS or Obligation	202	368	671	977
Discharge Non Prior Service Under 26	22	41	131	222
Ordered to Extended Active Duty	96	150	274	312
Enlisted in Regular Establishment - No Prior Service Under 26	22	42	48	51
Enlisted Regular Establishment - All Others	237	401	643	906
Transfer to Air National Guard	76	99	106	115
Loss to Reserve Retired	-	-	-	-
Commissioned from Reserve Enlisted Status	50	68	85	149
Deceased	23	59	193	277
Reported in Error as Gain	171	463	1,213	1,502
Recission/Revocation of Orders	27	27	27	27
NET GAIN OR LOSS	-1,888	-3,342	-1,012	-1,912

Source: Data Applications Division, Data Services Center, Comptroller of the Air Force

TABLE 170 — FUNCTIONAL DISTRIBUTION OF AIR FORCE RESERVE AIRCRAFT BY MISSION AND DESIGN — 30 JUN 1967 AND HOURS FLOWN BY MISSION AND DESIGN, CONTINENTAL US — DURING FY 1967

MISSION AND DESIGN	FLYING HOUR TOTAL	FUNCTIONAL DISTRIBUTION				INACTIVE
		AIRCRAFT TOTAL	ACTIVE AIRCRAFT			
			Total	Operating	Non-Operating	
TOTAL	176,778	497	495	455	40	2
OPERATING ACTIVE (F.H.)	176,706	N/A	N/A	N/A	N/A	N/A
TANKER - TOTAL	551	-	-	-	-	-
KC-97G	551	-	-	-	-	-
SEARCH AND RESCUE - TOTAL	9,640	33	33	25	8	-
HC-97	3,779	15	15	15	-	-
HU-16	5,861	18	18	10	8	-
CARGO - TOTAL	163,705	464	462	430	32	2
C/VC-47D	-	2	2	2	-	-
C-119C	3,509	2	-	-	-	2
C-119G/J	84,798	319	319	295	24	-
C-124A	3,288	-	-	-	-	-
C-124C	72,110	141	141	133	8	-
TRAINER - TOTAL	2,810	-	-	-	-	-
TC-47	2,810	-	-	-	-	-
NON-OPERATING ACTIVE	72	N/A	N/A	N/A	N/A	N/A

Note: N/A - Not Applicable F. H. - Flying Hours
Source: Data Applications Division, Data Services Center, Comptroller of the Air Force

TABLE 171 — AGE (IN MONTHS) DISTRIBUTION OF AIR FORCE RESERVE AIRCRAFT BY MISSION, DESIGN, AND SERIES, CONTINENTAL US — 30 JUN 1967

MISSION AND DESIGN	AVERAGE AGE IN MONTHS	AIRCRAFT TOTAL	AIRCRAFT BY AGE (IN MONTHS)									
			0 thru 12	13 thru 24	25 thru 36	37 thru 48	49 thru 60	61 thru 72	73 thru 84	85 thru 96	97 thru 108	109 and Older
TOTAL	170.9	497	-	-	-	-	-	-	-	-	-	497
SEARCH AND RESCUE - TOTAL	166.2	33	-	-	-	-	-	-	-	-	-	33
HC-97		15	-	-	-	-	-	-	-	-	-	15
HU-16		18	-	-	-	-	-	-	-	-	-	18
CARGO - TOTAL	170.8	464	-	-	-	-	-	-	-	-	-	464
VC-47		2	-	-	-	-	-	-	-	-	-	2
C-119		321	-	-	-	-	-	-	-	-	-	321
C-124		141	-	-	-	-	-	-	-	-	-	141

Source: Data Applications Division, Data Services Center, Comptroller of the Air Force

TABLE 172 — AIR NATIONAL GUARD PERSONNEL GRADE AND AGE ANALYSIS — 30 JUNE 1967

GRADE	TOTAL	AGE GROUPING BY YEARS										AVERAGE AGE
		17-20	21-25	26-30	31-35	36-40	41-45	46-50	51-55	56-60	61-65	
TOTAL OFFICER	10,566	7	755	2,143	2,855	1,881	1,601	1,064	205	54	1	36
GENERAL	73	-	-	-	-	-	13	38	17	5	-	49
COLONEL	258	-	-	-	-	-	70	125	47	16	-	48
LIEUTENANT COLONEL.	1,006	-	-	2	2	35	432	427	86	22	-	46
MAJOR	2,667	-	-	2	384	962	918	375	25	1	-	41
CAPTAIN	3,979	-	1	840	2,180	841	110	7	-	-	-	33
FIRST LIEUTENANT.	1,201	1	136	792	248	24	-	-	-	-	-	29
SECOND LIEUTENANT	1,164	6	618	507	33	-	-	-	-	-	-	26
WARRANT OFFICER	218	-	-	-	8	19	58	92	30	10	1	46
TOTAL AIRMEN	73,192	7,171	31,300	19,327	6,225	4,322	2,337	1,780	592	132	6	27
CHIEF MASTER SERGEANT . . .	800	-	-	2	73	179	210	253	71	11	1	43
SENIOR MASTER SERGEANT. . .	1,462	-	-	40	264	440	322	293	82	20	1	41
MASTER SERGEANT	4,991	-	1	437	1,386	1,479	782	630	219	55	2	39
TECHNICAL SERGEANT.	5,685	1	85	1,528	1,970	1,145	498	320	113	23	2	35
SERGEANT.	11,133	2	1,603	5,673	2,095	926	459	258	99	18	-	30
AIRMAN FIRST CLASS.	12,911	104	6,293	6,002	304	123	51	21	8	5	-	26
AIRMAN SECOND CLASS	23,437	2,080	16,317	4,900	90	30	15	5	-	-	-	24
AIRMAN THIRD CLASS	9,305	3,260	5,348	667	30	-	-	-	-	-	-	22
AIRMAN BASIC	3,468	1,724	1,653	78	13	-	-	-	-	-	-	21

Source: Data Applications Division, Data Services Center, Comptroller of the Air Force

TABLE 173 — AUTHORIZED AND ASSIGNED AIR NATIONAL GUARD PERSONNEL IN FEDERALLY RECOGNIZED UNITS BY STATE AND THE US POSSESSION OF PUERTO RICO—30 JUN 1967

STATES AND US POSSESSIONS	FEDERALLY RECOGNIZED UNITS	AUTHORIZED STRENGTH				ASSIGNED STRENGTH			
		Total	Officer	Warrant Officer	Airman	Total	Officer	Warrant Officer	Airman
TOTAL	861	100,703	13,835	15	86,853	83,758	10,348	218	73,192
UNITED STATES - TOTAL	851	99,545	13,693	15	85,837	82,771	10,234	217	72,320
Alabama	21	2,668	293	-	2,375	2,278	231	7	2,040
Alaska	2	333	54	-	279	262	39	-	223
Arizona	15	1,899	282	-	1,617	1,574	207	4	1,363
Arkansas	18	1,981	243	-	1,738	1,646	191	4	1,451
California	45	5,847	769	-	5,078	4,837	574	18	4,245
Colorado	13	1,335	171	1	1,163	1,231	149	8	1,074
Connecticut	8	1,184	123	-	1,061	955	86	4	865
Delaware	9	981	181	-	800	877	137	2	738
District of Columbia	12	1,190	151	2	1,037	1,167	123	4	1,040
Florida	7	938	103	-	835	766	81	4	681
Georgia	26	3,244	494	-	2,750	2,922	389	8	2,525
Hawaii	11	1,433	156	-	1,277	1,300	139	1	1,160
Idaho	7	985	105	-	880	773	76	3	694
Illinois	26	3,041	387	-	2,654	2,494	327	5	2,162
Indiana	20	1,887	258	-	1,629	1,419	188	1	1,230
Iowa	16	2,237	290	-	1,947	1,937	215	7	1,715
Kansas	16	1,676	227	1	1,448	1,498	172	3	1,323
Kentucky	10	935	134	1	800	700	109	1	590
Louisiana	10	1,196	121	-	1,075	950	86	3	861
Maine	10	1,425	182	-	1,243	1,075	118	-	957
Maryland	16	1,658	245	1	1,412	1,246	175	1	1,070
Massachusetts	23	2,602	318	2	2,282	2,044	226	9	1,809
Michigan	26	2,560	361	-	2,199	2,179	261	3	1,915
Minnesota	19	2,084	320	-	1,764	1,705	251	2	1,452
Mississippi	21	2,290	326	-	1,964	1,751	216	2	1,533
Missouri	24	2,694	435	-	2,259	2,403	307	5	2,091
Montana	7	984	104	-	880	759	79	1	679
Nebraska	9	917	121	-	796	885	101	1	783
Nevada	8	862	108	1	753	630	78	2	550
New Hampshire	9	968	178	1	789	803	117	-	686
New Jersey	26	2,925	422	-	2,503	2,627	329	4	2,294
New Mexico	8	896	113	1	782	868	100	-	768
New York	48	5,920	956	-	4,964	4,889	621	14	4,254
North Carolina	13	1,242	194	-	1,048	1,070	154	1	915
North Dakota	7	986	104	1	881	773	95	1	677
Ohio	43	4,971	640	-	4,331	4,017	490	5	3,522
Oklahoma	22	2,445	411	1	2,033	2,045	322	6	1,717
Oregon	10	1,423	134	1	1,288	1,149	102	13	1,034
Pennsylvania	41	4,699	710	-	3,989	3,775	504	14	3,257
Rhode Island	9	1,218	193	-	1,025	986	119	6	861
South Carolina	9	1,070	109	1	960	885	74	2	809
South Dakota	7	938	103	-	835	749	79	3	667
Tennessee	31	3,495	589	-	2,906	3,115	480	10	2,625
Texas	28	3,357	387	-	2,970	2,752	312	2	2,438

TABLE 173 — AUTHORIZED AND ASSIGNED AIR NATIONAL GUARD PERSONNEL IN FEDERALLY RECOGNIZED UNITS BY STATE AND THE US POSSESSION OF PUERTO RICO — 30 JUN 1967 (CONTINUED)

STATES AND US POSSESSIONS	FEDERALLY RECOGNIZED UNITS	AUTHORIZED STRENGTH				ASSIGNED STRENGTH			
		Total	Officer	Warrant Officer	Airman	Total	Officer	Warrant Officer	Airman
Utah	10	1,216	196	-	1,020	999	124	9	866
Vermont	7	985	105	-	880	761	88	-	673
Virginia	9	882	118	-	764	644	82	-	562
Washington	16	1,982	198	-	1,784	1,550	162	5	1,383
West Virginia	17	1,796	314	-	1,482	1,443	217	4	1,222
Wisconsin	17	2,124	281	-	1,843	1,790	216	3	1,571
Wyoming	9	941	176	-	765	818	116	2	700
US POSSESSION - TOTAL	10	1,158	142	-	1,016	987	114	1	872
Puerto Rico	10	1,158	142	-	1,016	987	114	1	872

Source: Data Applications Division, Data Services Center, Comptroller of the Air Force

TABLE 174 — AIR NATIONAL GUARD TRAINING BY TYPE, UNITED STATES AND POSSESSIONS, BY QUARTER FY 1967

TYPE OF TRAINING	NUMBER COMPLETING FLYING AND TECHNICAL TRAINING				
	Total	First Quarter	Second Quarter	Third Quarter	Fourth Quarter
TOTAL	4,693	1,297	876	1,117	1,403
Officer	2,307	599	511	519	678
Airman and Cadet	2,386	698	365	598	725
NAVIGATOR TRAINING - TOTAL	62	12	16	18	16
Officer	62	12	16	18	16
Cadet	-	-	-	-	-
PILOT TRAINING - TOTAL	156	62	42	25	27
Officer	156	62	42	25	27
Cadet	-	-	-	-	-
TECHNICAL TRAINING - TOTAL	4,475	1,223	818	1,074	1,360
Officer	2,089	525	453	476	635
Airman	2,386	698	365	598	725

Source: Data Applications Division, Data Services Center, Comptroller of the Air Force

TABLE 175 — FUNCTIONAL DISTRIBUTION OF AIR NATIONAL GUARD AIRCRAFT BY MISSION AND DESIGN, WORLD-WIDE — 30 JUN 1967

(IRAN - Inspection and Repair As Necessary)

MISSION AND DESIGN OF AIRCRAFT	AIR-CRAFT TOTAL	ACTIVE								INAC-TIVE TOTAL
		Total	Operating Active				Non-Operating Active			
			Total	Tactical and Combat Support	Operational Support	Admin-istra-tive	Total	Mainte-nance, Modifi-cation and IRAN	Other	
TOTAL	1,816	1,811	1,635	1,630	1	4	176	165	11	5
TANKER - TOTAL	55	55	55	55	-	-	-	-	-	-
KC-97L	55	55	55	55	-	-	-	-	-	-
FIGHTER - TOTAL	1,038	1,037	920	920	-	-	117	108	9	1
F-84F	256	256	232	232	-	-	24	22	2	-
F-86H	75	75	71	71	-	-	4	4	-	-
F-86L	1	-	-	-	-	-	-	-	-	1
F-89J	39	39	33	33	-	-	6	6	-	-
F-100A	1	1	-	-	-	-	1	-	1	-
F-100C	182	182	155	155	-	-	27	22	5	-
F-100F	18	18	15	15	-	-	3	3	-	-
F-101A	18	18	17	17	-	-	1	1	-	-
TF-101B	3	3	-	-	-	-	3	3	-	-
F-101C	19	19	18	18	-	-	1	1	-	-
F-101F	2	2	2	2	-	-	-	-	-	-
F-102A	361	361	324	324	-	-	37	37	-	-
JF-102A	3	3	3	3	-	-	-	-	-	-
TF-102A	29	29	26	26	-	-	3	3	-	-
JTF-102A	1	1	-	-	-	-	1	1	-	-
F-104C	1	1	-	-	-	-	1	-	1	-
F-104D	1	1	-	-	-	-	1	1	-	-
F-105B	28	28	24	24	-	-	4	4	-	-
RECONNAISSANCE - TOTAL	182	182	161	161	-	-	21	21	-	-
RB-57A	27	27	23	23	-	-	4	4	-	-
JRB-57A	1	1	1	1	-	-	-	-	-	-
RB-57C	1	1	1	1	-	-	-	-	-	-
RB-57E	1	1	1	1	-	-	-	-	-	-

DOWNGRADED TO:
UNCLASSIFIED AFTER 1 YEAR

[redacted]

TABLE 175 — FUNCTIONAL DISTRIBUTION OF AIR NATIONAL GUARD AIRCRAFT BY MISSION AND DESIGN, WORLD-WIDE — 30 JUN 1967 (CONTINUED)

MISSION AND DESIGN OF AIRCRAFT	AIR-CRAFT TOTAL	ACTIVE								INAC-TIVE TOTAL
		Operating Active					Non-Operating Active			
		Total	Total	Tactical and Combat Support	Operational Support	Admin-istra-tive	Total	Mainte-nance, Modifi-cation and IRAN	Other	
RECONNAISSANCE - TOTAL (Continued)										
RF-84F	132	132	115	115	-	-	17	17	-	-
RF-101A	1	1	1	1	-	-	-	-	-	-
RF-101G	9	9	9	9	-	-	-	-	-	-
RF-101H	10	10	10	10	-	-	-	-	-	-
SEARCH AND RESCUE - TOTAL	15	15	14	14	-	-	1	1	-	-
HU-16B	15	15	14	14	-	-	1	1	-	-
CARGO - TOTAL	338	338	324	320	-	4	14	13	1	-
C-47A	18	18	17	17	-	-	1	1	-	-
VC-47A	17	17	17	17	-	-	-	-	-	-
C-47D	2	2	2	2	-	-	-	-	-	-
VC-47D	3	3	3	3	-	-	-	-	-	-
C-54D	12	12	8	8	-	-	4	3	1	-
VC-54D	1	1	1	1	-	-	-	-	-	-
C-54E	7	7	6	6	-	-	1	1	-	-
VC-54E	1	1	1	1	-	-	-	-	-	-
C-54G	12	12	9	9	-	-	3	3	-	-
VC-54G	1	1	-	-	-	-	1	1	-	-
C-54M	5	5	5	5	-	-	-	-	-	-
C-97E	1	1	1	1	-	-	-	-	-	-
C-97G	152	152	152	152	-	-	-	-	-	-
C-119C	16	16	16	16	-	-	-	-	-	-
C-121C	29	29	27	27	-	-	2	2	-	-
C-121G	22	22	22	22	-	-	-	-	-	-
C-123J	7	7	5	5	-	-	2	2	-	-
C-124C	28	28	28	28	-	-	-	-	-	-
VB-26B	3	3	3	-	-	3	-	-	-	-
VT-29E	1	1	1	-	-	1	-	-	-	-

[redacted]

DOWNGRADED TO:
UNCLASSIFIED AFTER 1 YEAR

TABLE 175 — FUNCTIONAL DISTRIBUTION OF AIR NATIONAL GUARD AIRCRAFT BY MISSION AND DESIGN, WORLD-WIDE — 30 JUN 1967 (CONTINUED)

MISSION AND DESIGN OF AIRCRAFT	ACTIVE									INACTIVE TOTAL
	AIRCRAFT TOTAL	Operating Active					Non-Operating Active			
		Total	Total	Tactical and Combat Support	Operational Support	Administrative	Total	Maintenance, Modification and IRAN	Other	
TRAINER - TOTAL	150	146	123	122	1	-	23	22	1	4
T-33A	150	146	123	122	1	-	23	22	1	4
UTILITY - TOTAL	38	38	38	38	-	-	-	-	-	-
U-6A	24	24	24	24	-	-	-	-	-	-
JU-6A	1	1	1	1	-	-	-	-	-	-
U-10D	13	13	13	13	-	-	-	-	-	-

Source: Data Applications Division, Data Services Center, Comptroller of the Air Force

DOWNGRADED TO:
UNCLASSIFIED AFTER 1 YEAR

TABLE 176 — AGE (IN MONTHS) DISTRIBUTION OF AIR NATIONAL GUARD AIRCRAFT BY MISSION, DESIGN, AND SERIES, WORLD-WIDE 30 JUN 1967

MISSION AND DESIGN	AVERAGE AGE IN MONTHS	AIRCRAFT TOTAL	AIRCRAFT BY AGE (IN MONTHS)									
			0 thru 12	13 thru 24	25 thru 36	37 thru 48	49 thru 60	61 thru 72	73 thru 84	85 thru 96	97 thru 108	109 and Older
TOTAL	145.5	1,816	13	-	-	-	-	-	-	12	37	1,754
TANKER - TOTAL	152.1	55	-	-	-	-	-	-	-	-	-	55
KC-97		55	-	-	-	-	-	-	-	-	-	55
FIGHTER - TOTAL	133.9	1,038	-	-	-	-	-	-	-	11	34	993
F-84F		256	-	-	-	-	-	-	-	-	-	256
F-86H		75	-	-	-	-	-	-	-	-	-	75
F-86L		1	-	-	-	-	-	-	-	-	-	1
F-89J		39	-	-	-	-	-	-	-	-	-	39
F-100A		1	-	-	-	-	-	-	-	-	-	1
F-100C		182	-	-	-	-	-	-	-	-	-	182
F-100F		18	-	-	-	-	-	-	-	-	-	18
F-101A		18	-	-	-	-	-	-	-	-	-	18
TF-101B		3	-	-	-	-	-	-	-	-	-	3
F-101C		19	-	-	-	-	-	-	-	-	-	19
F-101F		2	-	-	-	-	-	-	-	1	1	-
F-102A		364	-	-	-	-	-	-	-	-	13	351
TF-102A		30	-	-	-	-	-	-	-	-	-	30
F-104C		1	-	-	-	-	-	-	-	-	1	-
F-104D		1	-	-	-	-	-	-	-	1	-	-
F-105B		28	-	-	-	-	-	-	-	9	19	-
RECONNAISSANCE - TOTAL	138.2	182	-	-	-	-	-	-	-	-	-	182
RB-57		30	-	-	-	-	-	-	-	-	-	30
RF-84F		132	-	-	-	-	-	-	-	-	-	132
RF-101		20	-	-	-	-	-	-	-	-	-	20
SEARCH AND RESCUE - TOTAL	181.5	15	-	-	-	-	-	-	-	-	-	15
HU-16		15	-	-	-	-	-	-	-	-	-	15
CARGO - TOTAL	182.2	338	-	-	-	-	-	-	-	-	1	337
VB-26		3	-	-	-	-	-	-	-	-	-	3
C-47		20	-	-	-	-	-	-	-	-	-	20
VC-47		20	-	-	-	-	-	-	-	-	-	20
C-54		36	-	-	-	-	-	-	-	-	-	36
VC-54		3	-	-	-	-	-	-	-	-	-	3
C-97		153	-	-	-	-	-	-	-	-	-	153
C-119		16	-	-	-	-	-	-	-	-	-	16
C-121		51	-	-	-	-	-	-	-	-	1	50
C-123		7	-	-	-	-	-	-	-	-	-	7
C-124		28	-	-	-	-	-	-	-	-	-	28
VT-29		1	-	-	-	-	-	-	-	-	-	1
TRAINER - TOTAL	153.3	150	-	-	-	-	-	-	-	1	2	147
T-33		150	-	-	-	-	-	-	-	1	2	147
UTILITY - TOTAL	114.4	38	13	-	-	-	-	-	-	-	-	25
U-6		25	-	-	-	-	-	-	-	-	-	25
U-10		13	13	-	-	-	-	-	-	-	-	-

Source: Data Applications Division, Data Services Center, Comptroller of the Air Force

DOWNGRADED TO:
UNCLASSIFIED AFTER 1 YEAR

[redacted]

TABLE 177 — HOURS FLOWN BY AIR NATIONAL GUARD AIRCRAFT, BY MISSION AND DESIGN AIRCRAFT, WORLD-WIDE, BY QUARTER — FY 1967

MISSION AND DESIGN	TOTAL	FIRST QUARTER	SECOND QUARTER	THIRD QUARTER	FOURTH QUARTER
TOTAL	544,952	144,276	121,613	127,331	151,732
OPERATING ACTIVE	544,948	144,276	121,613	127,331	151,728
NON-OPERATING ACTIVE	4	-	-	-	4
BOMBER - TOTAL	8,483	1,996	1,717	2,086	2,684
B/RB-57C	327	96	84	89	58
B/TB/RB-57E	174	61	51	62	-
B/EB/RB-57E	40	-	-	-	40
EB/RB-57A	7,040	1,839	1,582	1,505	2,114
B/VB-26	902	-	-	430	472
TANKER - TOTAL	19,250	4,459	4,693	4,768	5,330
KC-97L	19,250	4,459	4,693	4,768	5,330
FIGHTER - TOTAL	211,485	56,282	46,351	49,225	59,627
F-105B	4,669	1,194	1,051	1,066	1,358
F-104C	8	-	-	-	8
F-104D	12	-	-	-	12
F-102A	77,140	17,960	16,640	18,645	23,895
TF-102A	6,346	1,561	1,585	1,495	1,705
F/RF-101A/C	7,203	2,392	2,445	1,764	602
F-101B	387	100	92	134	61
F/TF-101F	281	90	30	73	88
F-100C	40,584	9,926	8,354	9,725	12,579
F-100F	4,449	1,178	856	1,117	1,298
F-89J	14,705	6,106	3,438	2,398	2,763
F-86H	13,214	3,294	2,805	3,445	3,670
F-84F	42,487	12,481	9,055	9,363	11,588
RECONNAISSANCE - TOTAL	28,884	6,253	5,750	7,037	9,844
RF-101G/H	3,079	-	-	656	2,423
RF-84F	25,805	6,253	5,750	6,381	7,421
SEARCH AND RESCUE - TOTAL	4,603	1,103	1,137	970	1,393
HU-16B	4,603	1,103	1,137	970	1,393
CARGO - TOTAL	225,991	62,205	51,793	52,710	59,283
C-124C	5,734	-	25	1,031	4,678
C-123J	2,395	674	478	593	650
C-121C	21,176	6,209	5,369	4,782	4,816
C-121G	19,568	5,329	5,138	5,048	4,053
C-119C	4,569	1,301	792	1,057	1,419
C-97E	299	66	125	108	-
C-97C/D/F/G/K	34,028	-	34,028	-	-
C-97D/E/F/G/K	36,407	-	-	-	36,407
C-97D/F/G/K	76,411	41,764	-	34,647	-
C/VC-54D/E/G/M	8,076	1,553	1,431	1,668	3,424
C/AC/VC-47A/B/D	17,328	5,309	4,407	3,776	3,836
TRAINER - TOTAL	39,396	10,036	8,900	9,328	11,132
T-39A/B	4	-	-	-	4
T-33A	37,988	9,467	8,343	9,181	10,997
VT-29E	597	157	162	147	131
B/RB/TB-26	807	412	395	-	-

[redacted]

DOWNGRADED TO:
UNCLASSIFIED AFTER 1 YEAR

TABLE 177 — HOURS FLOWN BY AIR NATIONAL GUARD AIRCRAFT, BY MISSION AND DESIGN AIRCRAFT, WORLD-WIDE, BY QUARTER — FY 1967 (CONTINUED)

MISSION AND DESIGN	TOTAL	FIRST QUARTER	SECOND QUARTER	THIRD QUARTER	FOURTH QUARTER
UTILITY - TOTAL	6,856	1,942	1,272	1,207	2,435
U-10A/B/D	430	-	-	-	430
U-6A	6,426	1,942	1,272	1,207	2,005
NON-OPERATING ACTIVE	4	-	-	-	4

Source: Data Applications Division, Data Services Center, Comptroller of the Air Force

DOWNGRADED TO:
UNCLASSIFIED AFTER 1 YEAR

[redacted]

TABLE 178 — AIR FORCE RESERVE OFFICER TRAINING CORPS (AFROTC) CADET ENROLLMENT BY INSTITUTION, BY YEAR OF COURSE, BY STATE OR US POSSESSION — FY 1967

INSTITUTION BY STATE OR US POSSESSION	TOTAL	BASIC			ADVANCED		
		Total	First Year	Second Year	Total	First Year	Second Year
	AS OF 30 JUNE 1967						
TOTAL	52,520	44,162	26,326	17,836	8,358	887	7,471
UNITED STATES - TOTAL	52,403	44,086	26,250	17,836	8,317	887	7,430
ALABAMA - TOTAL	2,942	2,626	1,262	1,364	316	41	275
Auburn University	1,157	1,014	420	594	143	39	104
Alabama, University of	1,467	1,327	694	633	140	1	139
Tuskegee Institute	318	285	148	137	33	1	32
ARIZONA - TOTAL	2,562	2,429	1,332	1,097	133	15	118
Arizona, University of	1,351	1,279	705	574	72	9	63
Arizona State University	1,211	1,150	627	523	61	6	55
ARKANSAS - TOTAL	1,015	958	530	428	57	1	56
Arkansas University	1,015	958	530	428	57	1	56
CALIFORNIA - TOTAL	627	255	86	169	372	50	322
Fresno State College	46	11	-	11	35	-	35
Loyola University of Los Angeles	129	99	60	39	30	-	30
San Jose State College	51	-	-	-	51	-	51
Stanford University	22	-	-	-	22	2	20
California, University of	107	45	-	45	62	10	52
Southern California, University	118	66	26	40	52	35	17
California Institute of Technology	5	-	-	-	5	-	5
Occidential College	19	-	-	-	19	-	19
San Diego State College	62	23	-	23	39	-	39
San Francisco State College	21	-	-	-	21	-	21
University of California at Berkeley	47	11	-	11	36	3	33
COLORADO - TOTAL	636	497	342	155	139	17	122
Colorado State University	312	246	174	72	66	1	65
Colorado State College	114	84	57	27	30	16	14
Colorado, University of	210	167	111	56	43	-	43
CONNECTICUT - TOTAL	190	123	82	41	67	6	61
Trinity College	12	-	-	-	12	-	12
Connecticut, University of	178	123	82	41	55	6	49
DISTRICT OF COLUMBIA - TOTAL	756	679	385	294	77	1	76
Georgetown University	25	-	-	-	25	-	25
Howard University	653	615	350	265	38	1	37
Catholic University of America	78	64	35	29	14	-	14
George Washington University	-	-	-	-	-	-	-
FLORIDA - TOTAL	1,568	1,330	781	549	238	14	224
Florida State University	304	204	148	56	100	2	98
Florida, University of	1,170	1,055	597	458	115	10	105
Miami, University of	94	71	36	35	23	2	21
GEORGIA - TOTAL	1,776	1,607	971	636	169	18	151
Georgia, University of	1,185	1,105	613	492	80	-	80
Georgia Institute of Technology	440	375	272	103	65	18	47
Emory University	151	127	86	41	24	-	24
HAWAII - TOTAL	112	40	-	40	72	1	71
Hawaii, University of	112	40	-	40	72	1	71
IDAHO - TOTAL	132	96	65	31	36	4	32
Idaho, University of	132	96	65	31	36	4	32

TABLE 178 — AIR FORCE RESERVE OFFICER TRAINING CORPS (AFROTC) CADET ENROLLMENT BY INSTITUTION, BY YEAR OF COURSE, BY STATE OR US POSSESSION — FY 1967 (CONTINUED)

INSTITUTION BY STATE OR US POSSESSION	TOTAL	BASIC			ADVANCED		
		Total	First Year	Second Year	Total	First Year	Second Year
	AS OF 30 JUNE 1967 (Continued)						
ILLINOIS - TOTAL	687	474	281	193	213	23	190
Bradley University	116	101	65	36	15	1	14
Illinois, University of	232	141	87	54	91	2	89
Illinois Institute of Technology	89	74	46	28	15	10	5
Southern Illinois University	250	158	83	75	92	10	82
INDIANA - TOTAL	1,496	1,198	832	366	298	14	284
Butler University	69	52	27	25	17	-	17
Indiana, University of	297	241	181	60	56	1	55
Purdue University	503	424	283	141	79	12	67
Notre Dame, University of	386	331	248	83	55	-	55
Ball State Teachers College	40	-	-	-	40	-	40
Depauw University	97	82	50	32	15	-	15
Evansville College	104	68	43	25	36	1	35
IOWA - TOTAL	775	576	393	183	199	8	191
Coe College	48	42	28	14	6	-	6
Iowa State, University of Sc & Tech.	220	156	115	41	64	2	62
Iowa State University & Grinnell College	383	288	188	100	95	3	92
Drake University	124	90	62	28	34	3	31
KANSAS - TOTAL	1,532	1,269	795	474	263	9	254
Kansas State University	750	605	395	210	145	3	142
Wichita, University of	486	432	240	192	54	3	51
Kansas, University	195	148	96	52	47	2	45
Washburn University of Topeka	101	84	64	20	17	1	16
KENTUCKY - TOTAL	374	299	223	76	75	9	66
Kentucky, University of	259	211	160	51	48	-	48
Louisville, University of	115	88	63	25	27	9	18
LOUISIANA - TOTAL	2,491	2,208	1,229	979	283	10	273
Louisiana Polytechnic Institute	276	211	138	73	65	1	64
Louisiana State University and A&M	1,561	1,445	768	677	116	5	111
Southwestern Louisiana, University of	369	302	140	162	67	4	63
Tulane University	285	250	183	67	35	-	35
MAINE - TOTAL	57	39	24	15	18	-	18
Colby College	57	39	24	15	18	-	18
MARYLAND - TOTAL	440	346	228	118	94	13	81
Maryland, University of	440	346	228	118	94	13	81
MASSACHUSETTS - TOTAL	749	549	357	192	200	1	199
College of Holy Cross	91	65	50	15	26	-	26
Lowell Technological Institute	223	166	114	52	57	1	56
Tufts University	40	32	25	7	8	-	8
Boston University	49	26	-	26	23	-	23
Harvard University	15	1	-	1	14	-	14
Massachusetts Institute of Technology	37	26	16	10	11	-	11
Massachusetts, University of	294	233	152	81	61	-	61
MICHIGAN - TOTAL	767	592	420	172	175	18	157
Michigan State University	284	217	157	60	67	1	66
Detroit, University of	116	53	52	1	63	14	49
Michigan, University of	137	107	70	37	30	3	27
Michigan College of M and T	230	215	141	74	15	-	15

TABLE 178 — AIR FORCE RESERVE OFFICER TRAINING CORPS (AFROTC) CADET ENROLLMENT BY INSTITUTION, BY YEAR OF COURSE, BY STATE OR US POSSESSION — FY 1967 (CONTINUED)

INSTITUTION BY STATE OR US POSSESSION	TOTAL	BASIC			ADVANCED		
		Total	First Year	Second Year	Total	First Year	Second Year
	AS OF 30 JUNE 1967 (Continued)						
MINNESOTA - TOTAL	332	190	119	71	142	4	138
St Olaf College	95	77	56	21	18	-	18
St Thomas, College of	70	41	22	19	29	1	28
Minnesota University of (Minneapolis)	70	-	-	-	70	-	70
Minnesota, University of (Duluth)	97	72	41	31	25	3	22
MISSISSIPPI - TOTAL	1,663	1,562	903	659	101	1	100
Mississippi State University	1,030	957	561	396	73	1	72
Mississippi University of	633	605	342	263	28	-	28
MISSOURI - TOTAL	553	338	168	170	215	34	181
St Louis University	275	166	55	111	109	33	76
Missouri, University of	248	172	113	59	76	-	76
Washington University of	30	-	-	-	30	1	29
MONTANA - TOTAL	325	228	166	62	97	41	56
Montana State College	117	84	52	32	33	-	33
Montana State University	208	144	114	30	64	41	23
NEBRASKA - TOTAL	755	650	450	200	105	4	101
Nebraska, University of	629	555	401	154	74	-	74
Omaha, University of	126	95	49	46	31	4	27
NEW HAMPSHIRE - TOTAL	231	168	116	52	63	1	62
New Hampshire, University of	226	166	116	50	60	1	59
Dartmouth College	5	2	-	2	3	-	3
NEW JERSEY - TOTAL	920	745	459	286	175	2	173
Rutgers University	581	476	285	191	105	-	105
Newark College of Engineering	158	132	75	57	26	2	24
Stevens Institute of Technology	161	135	99	36	26	-	26
Princeston University	20	2	-	2	18	-	18
NEW MEXICO - TOTAL	579	486	319	167	93	5	88
New Mexico State University	532	486	319	167	46	5	41
New Mexico University of	47	-	-	-	47	-	47
NEW YORK - TOTAL	2,123	1,667	1,093	574	456	27	429
Colgate University	12	-	-	-	12	12	-
Cornell University	88	69	47	22	19	-	19
Fordham University	125	95	69	26	30	-	30
New York University	198	151	73	78	47	-	47
Syracuse University	283	233	130	103	50	1	49
Union College	57	42	27	15	15	-	15
Rensselaer Polytechnic Institute	288	240	151	89	48	-	48
Brooklyn College	-	-	-	-	-	-	-
Manhattan College	555	458	338	120	97	-	97
Hobart College	12	-	-	-	12	-	12
University of Buffalo	490	379	258	121	111	2	109
University of Rochester	15	-	-	-	15	12	3
NORTH CAROLINA - TOTAL	1,151	949	526	423	202	4	198
Duke University	57	44	25	19	13	-	13
North Carolina, University of	62	23	-	23	39	-	39
North Carolina State University	432	339	234	105	93	4	89
East Carolina College	82	58	-	58	24	-	24
North Carolina College of A and T	518	485	267	218	33	-	33

TABLE 178 — AIR FORCE RESERVE OFFICER TRAINING CORPS (AFROTC) CADET ENROLLMENT BY INSTITUTION, BY YEAR OF COURSE, BY STATE OR US POSSESSION — FY 1967 (CONTINUED)

INSTITUTION BY STATE OR US POSSESSION	TOTAL	BASIC			ADVANCED		
		Total	First Year	Second Year	Total	First Year	Second Year
	AS OF 30 JUNE 1967 (Continued)						
NORTH DAKOTA - TOTAL	695	600	413	187	95	2	93
North Dakota, State University	384	339	271	68	45	2	43
North Dakota, University of	311	261	142	119	50	-	50
OHIO - TOTAL	4,607	4,015	2,336	1,679	592	32	560
Bowling Green State University	345	288	159	129	57	-	57
Case Institute of Technology	63	52	39	13	11	10	1
Kent State University	229	182	112	70	47	1	46
Miami University (Ohio)	329	243	183	60	86	-	86
Ohio State University	1,706	1,504	808	696	202	9	193
Ohio University	225	179	97	82	46	-	46
Ohio Wesleyan University	363	295	169	126	68	-	68
Akron, University of	1,082	1,035	595	440	47	5	42
Cincinnati, University of	265	237	174	63	28	7	21
OKLAHOMA - TOTAL	1,013	773	478	295	240	2	238
Oklahoma State University	355	283	199	84	72	-	72
Oklahoma, University of	540	404	235	169	136	2	134
Tulsa, University of	118	86	44	42	32	-	32
OREGON - TOTAL	495	397	270	127	98	27	71
Oregon State University	160	129	82	47	31	-	31
Oregon, University of	249	211	160	51	38	27	11
Portland, University of	74	57	28	29	17	-	17
Willamette University	12	-	-	-	12	-	12
PENNSYLVANIA - TOTAL	1,812	1,514	897	617	298	54	244
Duquesne University	524	458	261	197	66	3	63
Gettsburg College	17	-	-	-	17	-	17
Lehigh University	155	129	74	55	26	-	26
Penn State University	297	235	154	81	62	4	58
Pittsburgh, University of	33	-	-	-	33	1	32
Allegheny College	66	42	27	15	24	-	24
Franklin and Marshall College	-	-	-	-	-	-	-
Grove City College	703	650	381	269	53	46	7
St Joseph's College	17	-	-	-	17	-	17
RHODE ISLAND - TOTAL	16	-	-	-	16	-	16
Brown University	16	-	-	-	16	-	16
SOUTH CAROLINA - TOTAL	1,806	1,524	779	745	282	172	110
The Citadel	588	475	248	227	113	106	7
Clemson Agricultural College	908	798	372	426	110	65	45
South Carolina, University of	310	251	159	92	59	1	58
SOUTH DAKOTA - TOTAL	633	578	325	253	55	2	53
South Dakota State College	633	578	325	253	55	2	53
TENNESSEE - TOTAL	4,660	4,424	2,694	1,730	236	11	225
Memphis State University	2,443	2,341	1,462	879	102	-	102
Tennessee A and I State University	718	688	409	279	30	1	29
South, University of the	122	103	69	34	19	-	19
Tennessee, University of	1,377	1,292	754	538	85	10	75
TEXAS - TOTAL	2,420	1,951	1,223	728	469	128	341
Texas A and M University	736	557	355	202	179	119	60
Baylor University	145	110	66	44	35	1	34
Southern Methodist University	234	206	115	91	28	-	28
Texas Technoligical College	591	547	358	189	44	4	40

310-159 O - 68 - 26

TABLE 178 — AIR FORCE RESERVE OFFICER TRAINING CORPS (AFROTC) CADET ENROLLMENT BY INSTITUTION, BY YEAR OF COURSE, BY STATE OR US POSSESSION — FY 1967 (CONTINUED)

INSTITUTION BY STATE OR US POSSESSION	TOTAL	BASIC			ADVANCED		
		Total	First Year	Second Year	Total	First Year	Second Year
	AS OF 30 JUNE 1967 (Continued)						
TEXAS (Continued)							
Texas, University of	193	135	103	32	58	-	58
East Texas State College	89	72	40	32	17	-	17
North Texas State University	177	133	75	58	44	4	40
Southwest Texas State College	128	96	53	43	32	-	32
Texas Christian University	127	95	58	37	32	-	32
UTAH - TOTAL	595	448	288	160	147	24	123
Utah, University of	52	17	-	17	35	2	33
Brigham Young University	402	313	199	114	89	8	81
Utah State University	141	118	89	29	23	14	9
VERMONT - TOTAL	116	79	54	25	37	-	37
St Michael's College	116	79	54	25	37	-	37
VIRGINIA - TOTAL	842	603	369	234	239	9	230
Virginia Polytechnic Institute	398	307	188	119	91	8	83
Virginia Military Institute	279	181	101	80	98	-	98
Virginia, University of	165	115	80	35	50	1	49
WASHINGTON - TOTAL	579	421	252	169	158	20	138
Central Washington State College	38	12	-	12	26	-	26
Puget Sound, University of	115	88	50	38	27	18	9
Washington State University	223	189	129	60	34	1	33
Washington, University of	203	132	73	59	71	1	70
WEST VIRGINIA - TOTAL	1,257	1,165	657	508	92	-	92
West Virginia University	1,238	1,165	657	508	73	-	73
Davis and Elkins College	19	-	-	-	19	-	19
WISCONSIN - TOTAL	344	273	177	96	71	3	68
Wisconsin, University of	182	134	89	45	48	1	47
Wisconsin State College	132	116	70	46	16	1	15
Lawrence College	30	23	18	5	7	1	6
WYOMING - TOTAL	197	148	101	47	49	5	44
Wyoming, University of	197	148	101	47	49	5	44
US POSSESSION - TOTAL	117	76	76	-	41	-	41
PUERTO RICO - TOTAL	117	76	76	-	41	-	41
Puerto Rico, University of	117	76	76	-	41	-	41

Source: Data Applications Division, Data Services Center, Comptroller of the Air Force

TABLE 179 — AIR FORCE RESERVE OFFICER TRAINING CORPS (AFROTC) CADET ENROLLMENT BY CATEGORY, UNITED STATES AND POSSESSIONS - AS OF OCT 1966 AND JUNE 1967

COURSES AND MONTH OF ENROLLMENT	TOTAL	CATEGORY I-P	CATEGORY I-N	CATEGORY II	CATEGORY III	CATEGORY IV	CATEGORY V	CATEGORY UND
OCTOBER ENROLLMENT - TOTAL	66,682							
BASIC - TOTAL	52,463							
Air Science I	33,052							
Air Science II	19,411							
ADVANCE III AND IV - TOTAL	14,219	4,127	634	3,593	5,865	-	-	-
Air Science III	7,853	2,634	433	1,733	3,053	-	-	-
Air Science IV	6,366	1,493	201	1,860	2,812	-	-	-
JUNE ENROLLMENT - TOTAL	62,041							
BASIC - TOTAL	52,520							
Air Science I	44,159							
Air Science II	8,361							
ADVANCED III AND IV - TOTAL	9,521	2,606	364	3,100	3,451	-	-	-
Air Science III	2,050	369	42	1,219	420	-	-	-
Air Science IV	7,471	2,237	322	1,881	3,031	-	-	-

Source: Data Applications Division, Data Services Center, Comptroller of the Air Force

TABLE 180 — AIR FORCE RESERVE OFFICERS TRAINING CORPS (AFROTC) COMMISSIONS GRANTED, UNITED STATES AND POSSESSIONS, BY QUARTER — FY 1967

COMMISSIONED	TOTAL	FIRST QUARTER	SECOND QUARTER	THIRD QUARTER	FOURTH QUARTER
DURING FY 1967	3,471	1,251	353	826	1,041

Source: Data Applications Division, Data Services Center, Comptroller of the Air Force

FISCAL

PART XIII

INTRODUCTION

This section reflects the funding operations of the various Air Force appropriations and/or funds with the respective major programs for the fiscal years indicated in the title of each table.

DEFINITIONS

APPROPRIATION - An authorization by an Act of Congress to incur obligations for specified purposes and to make payments therefor out of the Treasury.

APPROPRIATION ACCOUNT - An account established to make amounts available for obligation and expenditure from the Treasury. Appropriation accounts include not only accounts to which money is appropriated, but also revolving funds, working funds, trust funds, etc. Appropriation accounts do not include official deposit funds.

APPROPRIATION REIMBURSEMENT - Amounts collected or to be collected for commodities, work or services furnished or to be furnished to another appropriation or fund or to an individual, firm or corporation which by law may be credited to an appropriation or fund account. Amounts to be collected include accounts receivable, reimbursements earned but not billed and amounts anticipated for the remainder of the year. They may also include inter-agency orders accepted and on hand for which delivery has not been made to the extent that this order is a valid obligation of this ordering agency and the collection will be credited to the appropriation being reported.

BUDGET PROGRAM - A subdivision established under an appropriation to identify a significiant segment of Air Force operations.

DISBURSEMENT - The amount of expenditure checks issued and cash payments made, net of refunds received. Disbursements shall include all advances.

EXPENDITURE - (1) In Federal Government, means disbursement. (2) Outside the Federal Government, means the same as accrued expenditure.

FUND - A sum of money or other resource authorized by law to be set aside and to be used or expended only for specified purposes.

OBLIGATION - The amount of an order placed, contract awarded, or service received, or any transaction which establishes a legal requirement for the ultimate disbursement of funds.

OBLIGATIONS INCURRED - Amounts of orders placed, contracts awarded, services received, and similar transactions during a given period requiring future payment of money.

PROGRAM YEAR - A concept of accounting for funds, obligations, and expenditures under a no year appropriation by indentification of transactions in fiscal year segments identified by the fiscal year in which individual items were planned for obligation, without regard to the fiscal year in which the transactions were actually accomplished.

PROJECT ACCOUNT CLASSIFICATION - In appropriation and fund accounting an approved system of subdivision of an appropriation or fund for administrative use.

UNLIQUIDATED OBLIGATION - An obligation incurred for which payment has not been made.

UNOBLIGATED BALANCE - That portion of an authorization which has not been obligated.

TABLE 181 — DEPARTMENT OF THE AIR FORCE STATUS OF GROSS UNLIQUIDATED OBLIGATIONS — BEGINNING AND END OF FY 1967

(Figures are in thousands of dollars and do not necessarily add to totals due to rounding. Figures in parentheses denote minus amounts)

APPROPRIATION	UNLIQUIDATED OBLIGATIONS 1 JUL 1966	OBLIGATIONS			LESS GROSS EXPENDITURES IN FY 1967	TRANSFER OF UNLIQUIDATED OBLIGATIONS TO "M" ACCOUNT	UNLIQUIDATED OBLIGATIONS CARRIED FORWARD INTO FY 1968
		INCURRED IN FY 1967	RECOVERIES IN FY 1967	AVAILABLE FOR LIQUIDATION			
ALL APPROPRIATION - TOTAL	$ 9,501,303	$ 26,537,016	($80,539)	$ 35,957,780	$ 24,507,705	$ -	$ 11,450,075
Military Personnel - Total	127,796	5,439,570	(38,418)	5,528,948	5,304,150	-	224,798
"M" Account - Prior Years	1,156	2,234	-	3,390	3,125	36	301
FY 1965	1,747	-	(968)	779	743	(36)	-
FY 1966	124,893	-	(37,450)	87,443	86.079	-	1,364
FY 1967	-	5,437,336	-	5,437,336	5.214.203	-	223,133
Reserve Personnel - Total	9.302	64,337	(2,898)	70,740	64,392	-	6,348
"M" Account - Prior Years	(1)	47	-	46	51	4	(1)
FY 1965	438	-	(400)	38	35	(4)	
FY 1966	8,864	-	(2,498)	6,366	6,223	-	144
FY 1967		64,290	-	64,290	58,083	-	6,207
National Guard Personnel - Total	12,162	84,242	(61)	96,343	84,681	-	11,662
"M" Account - Prior Years	35	1	-	36	4	1	33
FY 1965	4	5	-	9	9	(1)	-
FY 1966	12,123	-	(61)	12,062	11,778	-	284
FY 1967		84,236	-	84,236	72,890	-	11,346
Operation and Maintenance, Air Force - Total	776,219	6,070,610	(33,694)	6,813.135	5,895,930	-	917.206
"M" Account - Prior Years	31,784	2,932	--	34,716	21.181	18,302	31,836
FY 1965	57,683		(19,112)	38,571	20,270	(18.302)	--
FY 1966	686,752		(14,582)	672,170	606,840	-	65.330
FY 1967		6,067,678	-	6,067,678	5.247.638	-	820,040
Operation & Maintenance, Air National Guard - Total	16,324	272,317	(151)	288,490	255.208	-	33,282
"M" Account - Prior Years	17	-	(3)	14	7	4	11
FY 1965	216	-	(148)	68	64	(4)	-
FY 1966	16,091	613	-	16,704	16,100	-	603
FY 1967		271,704	-	271,704	239,037	-	32,668
Discontinued Procurement - Total	12.764	-	(5,317)	7,447	2,087	-	5,360
"M" Account - Prior Years	12,764		(5,317)	7,447	2,087	-	5.360
Preparation for Sale and Salvage	7	-	-	7	-	-	7
Aircraft Procurement - Total	3,552,181	6,277,478	-	9,829,659	5,321,092	-	4,508,567
FY 1960	5,354	(669)	-	4,685	2,272	-	2,413
FY 1961	7,683	(13,718)	-	(6,035)	(10,106)	-	4,071
FY 1962	17,938	12,323	-	30,261	22,138	-	8,123
FY 1963	101,479	224	-	101,703	58,307	-	43,396
FY 1964	220,634	25,463	-	246,097	160,459	-	85,638
FY 1965	837,359	129,857	-	967,216	763,193	-	204,023
FY 1966	2,368,763	1,531,408	-	3,900,171	2,762,943	-	1.137,228
FY 1967		4,592,590	-	4,592,590	1,565,887	-	3.026,703
Undistributed	(7,029)	--		(7,029)	(4.001)	-	(3,028)

Missile Procurement - Total	985,895	1,375.350	-	2,361,245	1,361,051	-	1,000,194
FY 1960	2,651	(8)	-	2,643	644	-	2,000
FY 1961	7,948	(1,846)	-	6,102	2,420	-	3,683
FY 1962	8,445	(2,191)	-	6,254	3,361	-	2,893
FY 1963	13,545	(1,957)	-	11,588	137	-	11,452
FY 1964	57,705	26	-	57,731	34,629	-	23,101
FY 1965	246,626	24,365	-	270,991	228,441	-	42,549
FY 1966	651,529	190,325	-	841,854	671,389	-	170,465
FY 1967	--	1,166,636	-	1,166,636	421,996	-	744,642
Undistributed	(2,554)	--	-	(2,554)	(1,966)	-	(588)
Other Procurement - Total	1,941,840	2,550,951	-	4,492.791	2,052,294	-	2,440,497
FY 1960	1,476	(639)	-	837	611	-	226
FY 1961	4,558	803	-	5,361	3,487	-	1,874
FY 1962	9,436	1.581	-	11,017	7,779	-	3,238
FY 1963	19.340	1,267	-	20,607	10,813	-	9,794
FY 1964	106.648	3,947	-	110,595	60,223	-	50,372
FY 1965	340,176	45,559	-	385,735	213,889	-	171,846
FY 1966	1,463,271	363,166	-	1,826,437	1,150.533	-	675.904
FY 1967	--	2,135,267	-	2,135,267	606.649	-	1,528,618
Undistributed	(3,064)	--	-	(3,064)	(1,690)	-	(1,374)
Research, Development, Test & Evaluation - Total	1,623,880	3,820.186	-	5,444,066	3.615,121	-	1,828,944
FY 1956-1962	7,084	(362)	-	6,722	451	-	6,271
FY 1963	30,554	(479)	-	30,075	15,172	-	14,903
FY 1964	80,996	(3,654)	-	77,342	42,941	-	34,401
FY 1965	264,963	15,470	-	280,433	201.474	-	78,959
FY 1966	1.254.768	566,021	-	1,820,789	1.422,929	-	397,860
FY 1967	--	3,243,157	-	3,243,157	1,932,104	-	1,311,053
Liquidation Account	4	32	-	36	36	-	--
Undistributed	(14,490)	--	-	(14,490)	16	-	(14.505)
Military Construction, A.F. - Total	432,390	567,410	-	999.800	538,266	-	461,534
FY 1963 & Prior Years	21,001	11,065	-	32.066	24.097	-	7.969
FY 1964	34,412	5,596	-	40,008	29,566	-	10,442
FY 1965	104,045	34,831	-	138,876	106,493	-	32,383
FY 1966	329.206	305.524	-	634,730	364,160	-	270,570
FY 1967	--	210,394	-	210,394	54,377	-	156.017
Undistributed	(56,275)	--	-	(56,275)	(40,427)	-	(15,848)
Military Construction, A.F.R. - Total	4,631	4,489	-	9,120	5,278	-	3,842
FY 1963 & Prior Years	29	6	-	35	19	-	15
FY 1964	30	11	-	41	29	-	12
FY 1965	1,625	257	-	1,882	1,543	-	339
FY 1966	2,956	3,100	-	6.056	3,659	-	2,397
FY 1967	--	1,116	-	1,116	28	-	1,088
Undistributed	(10)	--	-	(10)	--	-	(10)
Military Construction, A.N.G. - Total	5,909	10,075	-	15.984	8,155	-	7,829
FY 1963 & Prior Years	4	6	-	10	4	-	6
FY 1964	455	399	-	854	646	-	208
FY 1965	3.123	2,617	-	5,740	4,227	-	1,513
FY 1966	2,322	3.354	-	5.676	3.236	-	2.440
FY 1967	--	3,699	-	3,699	34	-	3,665
Undistributed	4	--	-	4	8	-	(4)

Source: Financial Policy and Analysis Division, Directorate of Budget.

TABLE 182 — DEPARTMENT OF THE AIR FORCE AMOUNTS AVAILABLE FOR OBLIGATION DURING FY 1967 REFLECTING NEW OBLIGATION AUTHORITY AND THE APPLICATION OF PRIOR YEAR UNOBLIGATED BALANCES

(Figures are in thousands of dollars and do not necessarily add to totals due to rounding. Figures in parentheses denote minus amounts)

APPROPRIATION TITLES AND CITATION OF PUBLIC LAW FOR NEW OBLIGATING AUTHORITY ENACTED	NEW OBLIGATING AUTHORITY ENACTED	APPROPRIATION TRANSFERS	NET NEW OBLIGATING AUTHORITY	FY 1967 REIMBURSEMENTS	UNOBLIGATED CARRY-OVER APPLIED TO FY 1967 PROGRAM	TOTAL FY 1967 PROGRAM	UNOBLIGATED CARRY-OVER APPLIED TO PRIOR YEARS PROGRAM	TOTAL AVAILABLE FOR OBLIGATION DURING FY 1967
ALL APPROPRIATIONS - TOTAL	$24,205,095	$ 17,573	$24,222,668	$1,415,483	$ 71,257	$25,709,408	$4,420,671	$30,130,079
Military Personnel, A.F. PL 89-687, 90-8, 90-21	5,500,800	(81,600)	5,419,200	27,331	-	5,446,531	-	5,446,531
Reserve Personnel, A.F. PL 89-687, 90-8, 90-21	70,800	-	70,800	18	-	70,818	-	70,818
National Guard Personnel, A.F. PL 89-687, 90-8, 90-21	84,200	-	84,200	100	-	84,300	-	84,300
Operation and Maintenance, A.F. PL 89-687, 90-8, 90-21	5,537,100	61,022	5,598,122	447,073	-	6,045,195	22,482	6,067,678
Operation and Maintenance, A.N.G. PL 89-687, 90-21	254,700	-	254,700	17,226	-	271,926	-	271,926
Aircraft Procurement, A.F. PL 89-687, 90-8	5,320,300	(4,000)	5,316,300	534,037	-	5,850,337	2,415,507	8,265,844
Missile Procurement, A.F. PL 89-687, 90-8	1,234,500	-	1,234,500	51,692	-	1,286,192	315,267	1,601,459
Other Procurement, A.F. PL 89-687, 90-8	2,658,600	-	2,658,600	54,521	-	2,713,121	611,278	3,324,398
Research, Development, Test and Evaluation PL 89-687, 90-8	3,129,600	42,151	3,171,751	283,331	-	3,455,082	681,272	4,136,354
Military Construction, A.F. PL 89-744, 90-8	401,495	-	401,495	154	71,257	472,906	354,696	827,602
Military Construction, A.F.R. PL 89-744	3,600	-	3,600	-	-	3,600	5,362	8,962
Military Construction, A.N.G. PL 89-744	9,400	-	9,400	-	-	9,400	14,807	24,207

Source: Financial Policy and Analysis Division, Directorate of Budget.

TABLE 183 — DEPARTMENT OF THE AIR FORCE GROSS EXPENDITURES AND AMOUNTS AVAILABLE FOR EXPENDITURES DURING FY 1967

(Figures are in thousands of dollars and do not necessarily add due to rounding. Figures in parentheses denote minus accounts.)

APPROPRIATION	UNEXPENDED BALANCE 1 JULY 1966	FY 1967 NEW EXPENDITURE AUTHORITY	APPRO-PRIATION TRANS-FERS	TOTAL AVAILABLE FOR EXPENDITURE	NET EXPENDITURES DURING FY 1967	RESTOR-ATIONS AND WITH-DRAWLS PUBLIC LAW 798	NET UNEXPENDED BALANCE 30 JUNE 1967
MILITARY FUNCTIONS, AIR FORCE - TOTAL	$12,275,485	$24,205,095	$ 17,573	$36,498,154	$22,945,226	(19,518)	$13,534,969 1/
DIRECT APPROPRIATIONS - TOTAL	12,127,313	24,205,095	17,573	36,349,981	23,014,224	(19,518)	13,317,793 1/
Military Personnel	83,525	5,500,800	(81,600)	5,502,725	5,274,973	(7,379)	221,931 1/
Reserve Personnel	9,302	70,800	-	80,102	64,369	(9,383)	6,350
National Guard Personnel	12,162	84,200	-	96,362	84,583	(122)	11,657
Operation and Maintenance, Air Force	712,649	5,537,100	61,022	6,310,771	5,469,613	2,528	843,686
Operation and Maintenance, Air National Guard	14,870	254,700	-	269,570	242,775	170	26,966
Discontinued Procurement Appropriation	12,764	-	-	12,764	2,073	(5,332)	5,360
Preparation for Sale or Salvage of Military Property, Air Force	7	-	-	7	-	-	7
Aircraft Procurement	4,917,203	5,320,300	(4,000)	10,233,503	4,842,449	-	5,391,054
Missile Procurement	1,257,362	1,234,500	-	2,491,862	1,278,051	-	1,213,811
Other Procurement	2,413,327	2,658,600	-	5,071,927	1,975,862	-	3,096,065
Research, Development, Test and Evaluation	1,878,900	3,129,600	42,151	5,050,651	3,229,192	-	1,821,459
Military Construction, Air Force	784,531	401,495	-	1,186,026	536,856	-	649,170
Military Construction Air Force Reserve	9,993	3,600	-	13,593	5,278	-	8,315
Military Construction, Air National Guard	20,717	9,400	-	30,117	8,155	-	21,962
MISCELLANEOUS ACCOUNTS - TOTAL	148,173	-	-	148,173	(69,003)	-	217,176
Air Force Management Fund	1,686	-	-	1,686	(5,818)	-	7,504
Air Force Stock Fund	137,828	-	-	137,828	9,537	-	128,291
Air Force Industrial Fund	3,000	-	-	3,000	(69,445)	-	72,445
Defense Production Guarantees	5,659	-	-	5,659	(3,277)	-	8,936

1/ Includes obligation authority of $1,559 under provisions of R.S. 3732, 41 USC 11

Source: Financial Policy and Analysis Division, Directorate of Budget.

TABLE 184 — DEPARTMENT OF THE AIR FORCE FUNDS AVAILABLE FOR OBLIGATION IN FY 1967 WITH ACTUAL OBLIGATIONS — DURING FY 1967

(Figures are in thousands of dollars and do not necessarily add due to rounding. Figures in parentheses denote minus amounts.)

PROGRAM NUMBER	APPROPRIATION AND PROGRAM TITLE	TOTAL AVAILABLE FOR OBLIGATION DURING FY 1967	TOTAL GROSS OBLIGATIONS	OBLIGATIONS			
				First Quarter	Second Quarter	Third Quarter	Fourth Quarter
	ALL DIRECT APPROPRIATIONS - TOTAL	$ 30,130,079	$ 26,531,183	$7,875,662	$5,413,902	$6,174,852	$7,066,767
	MILITARY PERSONNEL - TOTAL	5,446,531	5,437,336	1,406,481	1,354,423	1,372,240	1,304,192
510	Pay and Allowances of Officers	1,560,550	1,560,550	389,300	391,407	394,293	385,550
530	Pay and Allowances of Enlisted Personnel	3,066,200	3,066,200	796,800	777,084	764,916	727,400
550	Pay and Allowances of Cadets	7,378	7,378	2,480	1,829	1,774	1,295
560	Subsistence of Enlisted Personnel	333,367	333,160	83,210	81,021	89,801	79,128
570	Movements - Permanent Change of Station	445,970	445,994	130,445	97,128	114,971	103,450
590	Other Military Personnel Costs	23,871	23,871	4,200	5,900	6,438	7,333
993	Refunds on Transportation of Persons and Things	-	(23)	-	(3)	(6)	(14)
999	Miscellaneous Personnel Costs	-	-	-	-	-	-
	Undistributed/MAP Transfer	9,194	-	-	-	-	-
	Project Firm (P562)	-	207	47	57	53	50
	RESERVE PERSONNEL - TOTAL	70,818	64,290	18,681	15,160	13,661	16,788
720	Reserve Personnel	60,079	54,692	16,427	12,289	11,096	14,880
780	Reserve Officer Candidates	10,739	9,598	2,253	2,872	2,565	1,908
	NATIONAL GUARD - TOTAL	84,300	84,236	25,478	17,834	20,062	20,862
520	National Guard Personnel	84,300	84,236	25,478	17,834	20,062	20,862
	OPERATION AND MAINTENANCE, A.F. - TOTAL	6,067,678	6,067,678	1,772,747	1,326,372	1,513,702	1,454,857
410	Aircraft Fuel and Oil	572,811	572,811	108,029	152,309	134,276	178,197
430	Logistical Support	2,437,178	2,437,178	704,851	495,464	650,288	586,575
440	Training Support	389,080	389,080	115,363	92,095	92,480	89,142
450	Operational Support	1,996,114	1,988,350	658,813	427,716	469,768	432,053
470	Medical Support	189,818	189,818	49,387	41,167	49,044	50,220
480	Service Wide Support	479,655	479,655	133,183	115,593	115,548	115,331
490	Contingencies	3,022	3,022	476	595	424	1,527
993	Refunds on Transportation of Persons and Things	-	(16)	-	(1)	(4)	(11)
	Undistributed/MAP Transfer	-	-	-	-	-	-
	Project Firm (562)	-	7,779	2,644	1,435	1,878	1,822
	OPERATION AND MAINTENANCE, A.N.G. - TOTAL	271,926	271,704	80,396	65,114	65,838	60,356
410	Operation of Aircraft	65,450	65,351	16,416	14,908	16,282	17,745
430	Logistical Support	36,140	36,132	14,964	10,904	8,711	1,553
440	Training Support	170,040	169,391	48,896	39,101	40,596	40,798
470	Medical Support	710	699	93	173	202	231
480	Service Wide Support	160	131	26	30	47	28
	Undistributed	(674)	-	-	-	-	-
	AIRCRAFT PROCUREMENT - TOTAL	8,265,844	6,277,478	2,101,378	1,007,925	1,414,925	1,753,610
	PRIOR YEAR PROGRAMS - TOTAL	2,045,173	1,684,888	726,192	481,150	204,758	272,788

TABLE 184 – DEPARTMENT OF THE AIR FORCE FUNDS AVAILABLE FOR OBLIGATION IN FY 1967 WITH ACTUAL OBLIGATIONS – DURING FY 1967 (CONTINUED)

	APPROPRIATION AND PROGRAM TITLE	TOTAL AVAILABLE FOR OBLIGATION DURING FY 1967	TOTAL GROSS OBLIGATIONS	OBLIGATIONS			
				First Quarter	Second Quarter	Third Quarter	Fourth Quarter
	FY 1967 PROGRAM - TOTAL	$ 6,220,671	$ 4,592,590	$1,375,186	$ 526,775	$1,209,807	$1,480,822
100000	Aircraft Weapon System	2,555,687	1,976,800	576,311	140,566	338,401	921,522
110000	Modifications	741,825	450,367	106,549	106,724	135,698	101,396
120000	In-Service Direct Ground Support Equipment - Common	73,308	51,448	8,901	14,960	11,619	15,968
130000	Component Improvement	75,200	56,234	7,000	10,068	21,463	17,703
140000	Aircraft Industrial Facilities	74,300	41,823	--	9,249	23,104	9,470
150000	Aircraft Replenishment Spares and Repair Parts	919,555	882,894	252,656	259,316	224,422	146,500
160000	Aircraft Initial Spares and Repair Parts	384,845	335,634	28,858	105,299	107,370	94,107
170000	War Consumables	34,900	23,375	5,142	7,900	5,317	5,016
180000	Procurement for Other than AF	351,151	183,200	2,028	8,164	85,094	87,914
190000	Other Charges	652,800	590,888	387,745	(135,461)	257,351	81,253
993000	Refunds on Transportation of Persons and Things	-	(76)	(4)	(13)	(32)	(27)
	Undistributed	357,100	-	-	-	-	-
	MISSILE PROCUREMENT - TOTAL	1,601,459	1,357,350	309,859	297,270	340,037	428,184
	PRIOR YEAR PROGRAMS - TOTAL	265,616	208,714	41,939	69,930	22,805	74,040
	FY 1967 PROGRAM - TOTAL	1,335,843	1,166,636	267,920	227,340	317,232	354,144
200000	Missile Weapon System	469,199	396,386	104,213	73,246	152,304	66,623
210000	Modification	237,071	205,052	104,462	15,010	51,335	34,245
220000	Replacement Equipment & VATE	1,700	1,094	-	370	561	163
230000	Space Programs	13,000	75	-	-	-	75
240000	Missile Industrial Facilities	13,304	4,911	-	756	1,143	3,012
250000	Missile Replinshment Spares & Repair Parts	41,845	39,369	2,406	15,622	8,484	12,857
260000	Missile Initial Spares & Repair Parts	24,623	21,373	6,243	5,639	3,370	6,121
270000	Special Projects	64,400	45,971	7,600	3,206	9,800	25,365
280000	Procurement Other than AF	4,246	2,027	9	1	-	2,017
290000	Other Charges	466,455	450,486	42,995	113,513	90,276	203,702
993000	Refunds on Transportation of Persons and Things	-	(106)	(8)	(24)	(41)	(33)
	OTHER PROCUREMENT - TOTAL	3,324,398	2,550,951	828,072	475,053	520,153	727,673
	PRIOR YEAR PROGRAMS - TOTAL	521,210	415,684	127,874	108,968	107,905	70,937
	FY 1967 PROGRAM - TOTAL	2,803,188	2,135,267	700,198	366,082	412,248	656,736
810000	Munitions and Associated Equipment	1,648,684	1,322,037	562,953	237,971	215,770	305,343
820000	Vehicular Equipment	126,716	95,562	1,457	11,667	39,639	42,799
830000	Cryptologic and Other USAF Security Service Equipment	27,803	9,148	3,527	1,550	7,199	(3,128)
840000	Electronic and Telecommunications Equipment	239,561	116,761	2,366	23,017	43,144	48,234
850000	Other Base Maintenance and Support Equipment	567,905	471,909	121,892	68,433	62,740	218,844
860000	Other Industrial Facilities	15,860	6,030	-	-	5,137	893
870000	Procurement for Other than A.F.	44,545	15,527	48	2,736	9,022	3,721
880000	Equipment Modification	37,715	16,345	1,380	2,208	4,384	8,373
8M0000	Spares	94,400	82,128	6,581	18,536	25,289	31,722
	Undistributed	-	(180)	(6)	(33)	(76)	(65)

TABLE 184 — DEPARTMENT OF THE AIR FORCE FUNDS AVAILABLE FOR OBLIGATION IN FY 1967 WITH ACTUAL OBLIGATIONS — DURING FY 1967 (CONTINUED)

PROGRAM NUMBER	APPROPRIATION AND PROGRAM TITLE	TOTAL AVAILABLE FOR OBLIGATIONS DURING FY 1967	TOTAL GROSS OBLIGATIONS	OBLIGATIONS			
				First Quarter	Second Quarter	Third Quarter	Fourth Quarter
	RESEARCH, DEVELOPMENT, TEST AND EVALUATION - TOTAL	$ 4,136,354	$ 3,820,186	$1,284,752	$ 749,479	$ 784,169	$1,001,786
	PRIOR YEAR PROGRAM - TOTAL	625,275	577,029	240,939	214,982	60,126	60,982
	FY 1967 PROGRAM - TOTAL	3,511,079	3,243,157	1,043,813	534,497	724,043	940,804
601000	First Destination Transportation	-	-	-	-	-	-
610000	Aircraft and Related Equipment	768,343	674,336	282,578	112,913	138,279	140,566
620000	Missiles and Related Equipment	956,711	938,933	406,509	164,052	212,490	155,882
630000	Military Astronautics and Related Equipment	1,044,817	961,950	158,043	116,312	224,907	462,688
670000	Other Equipment	311,107	257,357	91,334	47,858	41,848	76,317
680000	Military Sciences	173,284	156,682	28,796	34,217	49,408	44,261
690000	Program Wide Management and Support	252,752	253,956	76,556	59,158	57,135	61,107
993000	Refunds on Transportation of Persons and Things	-	(57)	(2)	(14)	(24)	(17)
	Undistributed	4,065	-	-	-	-	-
	MILITARY CONSTRUCTION, A.F. - TOTAL	827,602	567,401	45,599	103,309	128,385	290,117
	PRIOR YEAR PROGRAMS - TOTAL	459,011	357,016	45,034	100,115	118,420	93,447
	FY 1967 PROGRAM - TOTAL	368,591	210,394	565	3,194	9,965	196,670
310	Project Planning and Design	18,400	14,768	218	700	5,331	8,519
320	Major Construction, Inside the U.S.	120,731	60,568	-	459	2,994	57,115
330	Major Construction, Outside the U.S.	215,379	128,248	-	-	209	128,039
340	Minor Construction	12,500	6,296	347	2,036	1,431	2,482
350	Support Activities	1,085	29	-	-	-	29
	Appropriation Transfer Account	496	486	-	-	-	489
	MAP Transfer	-	-	-	-	-	-
993	Appropriation Refunds	-	(2)	-	(1)	-	(1)
	MILITARY CONSTRUCTION, A.F.R. - TOTAL	8,962	4,489	715	1,206	749	1,819
	PRIOR YEAR PROGRAMS - TOTAL	5,362	3,373	715	1,206	748	704
	FY 1967 PROGRAM - TOTAL	3,600	1,116	-	-	1	1,115
310	Project Planning & Design	200	170	-	-	1	169
320	Major Construction	3,300	946	-	-	-	946
340	Minor Construction	100	-	-	-	-	-
	MILITARY CONSTRUCTION A.N.G. - TOTAL	24,207	10,075	1,504	757	1,291	6,523
	PRIOR YEAR PROGRAMS - TOTAL	14,807	6,376	1,504	757	1,238	2,877
	FY 1967 PROGRAM - TOTAL	9,400	3,699	-	-	53	3,646
310	Project Planning and Design	400	242	-	-	53	189
320	Major Construction	8,900	3,457	-	-	-	3,457
340	Minor Construction	100	-	-	-	-	-

Source: Financial Policy and Analysis Division, Directorate of Budget.

TABLE 185 — DEPARTMENT OF THE AIR FORCE GROSS EXPENDITURES AGAINST FY 1967 PROGRAM — DURING FY 1967

(Figures are in thousands of dollars and do not necessarily add to totals due to rounding. Figures in parentheses denote minus amounts.)

PROGRAM NUMBER	APPROPRIATION AND PROGRAM TITLE	TOTAL GROSS EXPENDITURES	GROSS EXPENDITURES First Quarter	Second Quarter	Third Quarter	Fourth Quarter
	ALL DIRECT APPROPRIATIONS - TOTAL	$ 15,412,927	$ 2,948,077	$ 3,203,573	$ 4,319,231	$ 4,942,045
	MILITARY PERSONNEL - TOTAL	5,214,203	1,242,037	1,303,414	1,328,133	1,340,619
510	Pay and Allowances of Officers	1,549,004	381,330	377,486	391,515	398,673
530	Pay and Allowances of Enlisted Personnel	3,006,266	735,522	750,218	753,856	766,670
550	Pay and Allowances of Cadets	7,343	2,480	1,825	1,778	1,260
560	Subsistence of Enlisted Personnel	307,830	65,620	75,142	81,017	86,051
570	Movements - Permanent Change of Station	331,865	50,399	88,533	93,704	99,229
590	Other Military Personnel Costs	22,732	3,809	7,277	4,777	6,869
993	Appropriation Refunds on Transportation of Persons and Things	(23)	-	(3)	(6)	(14)
999	Miscellaneous Personnel Costs	(11,509)	2,834	2,880	1,439	(18,662)
	Undistributed	493	-	-	-	493
	Project Firm	203	45	53	55	50
	RESERVE PERSONNEL - TOTAL	58,083	12,903	13,764	15,999	15,417
720	Reserve Personnel	49,361	11,545	11,988	12,025	13,803
780	Reserve Officer Candidates	8,718	1,358	1,734	3,989	1,637
993	Appropriation Refunds	1	-	-	-	1
	Undistributed	2	-	42	(15)	(25)
	NATIONAL GUARD PERSONNEL - TOTAL	72,890	12,949	18,286	19,021	22,634
520	National Guard Personnel	72,835	12,949	18,197	19,028	22,661
	Undistributed	55	-	89	(6)	(28)
	OPERATION AND MAINTENANCE, AIR FORCE - TOTAL	5,247,638	858,694	1,325,766	1,488,963	1,574,215
410	Aircraft Fuel and Oil	512,787	80,573	129,396	134,640	168,178
430	Logistical Support	2,046,240	341,244	493,819	599,563	611,614
440	Training Support	356,091	72,233	94,063	96,533	93,262
450	Operational Support	1,610,606	241,470	406,579	477,908	484,649
470	Medical Support	148,193	25,572	36,779	45,540	40,302
480	Service Wide Support	434,811	91,347	104,980	119,327	119,157
490	Contingencies	2,320	703	67	524	1,026
993	Refunds on Transportation of Persons and Things	(16)	-	(1)	(4)	(11)
994	Program Payments	8,393	613	2,967	5,263	(450)
	Undistributed (Unallocated)	64,306	-	6,786	2,576	54,944
	Advance to General Services Administration	48,400	-	43,700	4,700	-
991	Advance Payments	8,445	3,363	4,915	534	(367)
	Project Firm	7,063	1,577	1,716	1,858	1,912
	OPERATION AND MAINTENANCE, AIR NATIONAL GUARD - TOTAL	239,037	43,302	63,685	68,175	63,875
410	Operation of Aircraft	53,640	8,848	15,257	14,241	15,294
430	Logistical Support	27,309	2,343	9,469	9,047	6,450
440	Training Support	157,454	32,074	38,682	44,739	41,959
470	Medical Support	510	20	149	155	186
480	Service Wide Support	112	18	26	33	35
	Undistributed	12	-	101	(40)	(49)
	AIRCRAFT PROCUREMENT - TOTAL	1,565,887	404,994	(42,044)	599,390	603,547
100000	Aircraft Weapons System	376,908	25	7,488	126,697	242,698
110000	Modifications	183,822	6,997	27,669	61,691	87,465
120000	In-Service Direct Ground Support Equipment-Common	13,316	114	1,454	4,316	7,432
130000	Component Improvement	32,393	7,000	8,051	13,599	3,743
140000	Aircraft Industrial Facilities	1,941	-	212	290	1,439
150000	Aircraft Replenishment Spares and Repair Parts	326,484	5,679	47,502	124,422	148,881
160000	Aircraft Initial Spares and Repair Parts	42,384	79	4,516	13,930	23,859
170000	War Consumables	3,882	61	211	684	2,926
180000	Procurement for Other Than Air Force	27,568	1	1,111	2,316	24,140
190000	Other Charges	556,703	384,927	(140,342)	251,343	60,775
301000	Acft Weapons System, First Destination Trans	560	114	97	136	213
993000	Refunds on Trans of Persons and Things	(76)	(4)	(13)	(32)	(27)

TABLE 185 — DEPARTMENT OF THE AIR FORCE GROSS EXPENDITURES AGAINST FY 1967 PROGRAM — DURING FY 1967 (CONTINUED)

PROGRAM NUMBER	APPROPRIATION AND PROGRAM TITLE	TOTAL GROSS EXPENDITURES	GROSS EXPENDITURES			
			First Quarter	Second Quarter	Third Quarter	Fourth Quarter
	MISSILE PROCUREMENT - TOTAL	$ 421,996	$ 10,273	$ 82,900	$ 131,031	$ 197,792
200000	Missile Weapon System	101,374	1,612	12,911	37,753	49,098
210000	Modifications	64,827	1,701	5,890	16,671	40,565
220000	Replacement Equipment and VATE	431	-	37	221	173
240000	Missile Industrial Facilities	307	-	-	192	115
250000	Missile Replenishment Spares and Repair Parts	13,207	289	1,998	5,391	5,529
260000	Missile Initial Spares and Repair Parts	2,770	-	34	1,142	1,594
270000	Special Projects	6,086	-	256	1,489	4,341
280000	Procurement Other Than Air Force	20	-	-	-	20
290000	Other Charges	232,596	6,525	61,585	68,203	96,283
302000	Missile Weapon System, First Destination Transportation	483	155	212	10	106
993000	Refunds on Transportation of Persons and Things	(106)	(8)	(24)	(41)	(33)
	Undistributed	-	-	-	-	-
	OTHER PROCUREMENT - TOTAL	606,649	117,430	32,914	77,567	378,738
810000	Munitions and Associated Equipment	175,876	5,171	9,648	25,443	135,614
820000	Vehicular Equipment	24,457	91	4,086	4,851	15,429
830000	Cyptologic and Other USAF Security Service Equipment	2,489	15	109	666	1,699
840000	Electronic and Telecommunications Equipment	25,682	4	4,946	5,418	15,314
850000	Other Base Maintenance and Support Equipment	348,447	109,342	11,897	31,697	195,511
860000	Other Industrial Facilities	648	-	-	10	638
870000	Procurement Other Than Air Force	1,155	-	54	164	937
880000	Equipment Modification	4,611	127	638	1,122	2,724
9930000	Refunds on Transportation of Persons and Things	(180)	(6)	(33)	(76)	(65)
3080000	Other Procurement, First Destination Transportation	3,741	2,601	(259)	1,261	138
	Undistributed	-	-	-	-	-
8M0000	Spares	19,722	85	1,828	7,011	10,798
	RESEARCH, DEVELOPMENT, TEST AND EVALUATION - TOTAL	1,932,104	245,260	404,420	588,485	693,939
601000	First Destination Transportation	136	-	-	-	136
610000	Aircraft and Related Equipment	364,343	57,458	113,032	122,655	71,198
620000	Missiles and Related Equipment	645,622	68,206	134,470	205,716	237,230
630000	Military Astronautics and Related Equipment	507,302	42,283	68,606	141,299	255,114
670000	Other Equipment	122,774	27,898	16,541	33,625	44,710
680000	Military Sciences	70,696	6,453	14,561	21,607	28,075
690000	Program Wide Management and Support	221,288	42,963	57,225	63,606	57,494
993000	Refunds on Transportation of Persons and Things	(57)	(2)	(14)	(24)	(17)
	Undistributed	-	-	-	-	-
	MILITARY CONSTRUCTION, AIR FORCE - TOTAL	54,378	235	468	2,468	51,207
310	Project Planning and Design	4,795	171	284	1,044	3,296
320	Major Construction, Inside the US	1,354	-	-	177	1,177
330	Major Construction, Outside the US	45,654	-	-	-	45,654
340	Minor Construction	2,440	64	186	1,246	944
350	Support Activities	18	-	-	-	18
993	Refunds on Transportation of Persons and Things	(2)	-	(1)	-	(1)
	Appropriation Transfer Account	119	-	-	-	119
	MILITARY CONSTRUCTION, AIR FORCE RESERVE - TOTAL	28	-	-	-	28
310	Project Planning and Design	22	-	-	-	22
320	Major Construction	6	-	-	-	6
	Undistrubuted	-	-	-	-	-
	MILITARY CONSTRUCTION, AIR NATIONAL GUARD - TOTAL	34	-	-	-	34

Source: Financial Policy and Analysis Division, Directorate of Budget, Comptroller of the Air Force

TABLE 186 — DEPARTMENT OF THE AIR FORCE GROSS EXPENDITURES AGAINST FY 1966 PROGRAM — DURING FY 1967

(Figures are in thousands of dollars and do not necessarily add to totals due to rounding. Figures in parentheses denote minus amounts.)

PROGRAM NUMBER	APPROPRIATION AND PROGRAM TITLE	TOTAL GROSS EXPENDITURES	GROSS EXPENDITURES			
			First Quarter	Second Quarter	Third Quarter	Fourth Quarter
	ALL DIRECT APPROPRIATIONS - TOTAL. . .	$7,105,869	$2,078,428	$1,877,121	$1,595,052	$1,555,268
	MILITARY PERSONNEL - TOTAL	86,079	59,079	21,623	3,843	1,534
510	Pay and Allowances of Officers.	3,999	4,076	37	(4)	(110)
530	Pay and Allowances of Enlisted Personnel.	2,020	1,741	267	(83)	95
550	Pay and Allowances of Cadets	(241)	15	(1)	(255)	-
560	Subsistence of Enlisted Personnel	8,700	7,410	354	913	23
570	Movements - Permanent Change of Station.	72,426	45,378	19,410	4,979	2,659
590	Other Military Personnel Costs.	300	251	38	9	2
993	Appropriation Refunds on Transportation of Persons and Things	(321)	(42)	(78)	(79)	(122)
999	Miscellaneous Personnel Costs	(982)	69	1,597	(1,636)	(1,012)
	Undistributed	(982)	69	1,597	(1,636)	(1,012)
	Unallocated	-	-	-	-	-
	Project Firm.	180	182	(2)	-	-
	RESERVE PERSONNEL - TOTAL	6,223	5,909	260	33	21
750	Reserve Personnel	4,942	4,543	341	36	22
770	Reserve Officer Candidates.	1,282	1,365	(80)	(2)	(1)
	Undistributed	-	-	-	-	-
993	Appropriation Refunds	(1)	-	(1)	-	-
	NATIONAL GUARD PERSONNEL - TOTAL.	11,778	11,881	(127)	15	10
520	National Guard Personnel.	11,996	11,882	98	18	(2)
	Undistributed	(216)	(1)	(226)	(1)	12
993	Appropriation Refunds	(1)	-	1	(2)	(1)
	OPERATION AND MAINTENANCE, AIR FORCE - TOTAL	606,840	444,375	50,063	71,688	40,714
410	Aircraft Fuel and Oil	7,475	4,158	(1,128)	(1,145)	5,590
430	Logistical Support.	248,635	137,474	64,760	34,037	12,364
440	Training Support	22,397	15,601	3,762	1,970	1,064
450	Operational Support	358,487	241,888	65,800	32,033	18,766
470	Medical Support	16,573	12,330	2,851	1,595	(203)
480	Service Wide Support.	39,399	26,903	4,910	3,387	4,199
490	Contingencies	744	353	35	345	11
993	Refunds on Transportation of Persons and Things	(855)	(94)	(143)	(236)	(382)
994	Program Payments.	(43)	-	481	(523)	(1)
	Undistributed (Unallocated)	(42,868)	-	(42,987)	475	(356)
	Advance to General Services Administration	(43,700)	751	(44,451)	-	-
991	Advance Payments.	(5,830)	(1,400)	(3,839)	(253)	(338)
	Project Firm.	6,427	6,411	13	3	-
	OPERATION AND MAINTENANCE, AIR NATIONAL GUARD - TOTAL	16,100	9,163	5,008	1,737	192
410	Operation of Aircraft	1,311	(2,267)	3,688	(132)	22
430	Logistical Support.	3,009	1,799	(297)	1,497	10
440	Training Support	11,661	9,523	1,596	378	164
470	Medical Support	148	108	27	7	6
480	Service Wide Support.	3	3	-	-	-
	Undistributed	(3)	(3)	1	(4)	-
993	Refund on Transportation.	(28)	-	(8)	(10)	(10)
	AIRCRAFT PROCUREMENT - TOTAL.	2,762,943	588,291	750,954	791,415	632,283
100000	Aircraft Weapons System	1,552,587	266,581	421,561	464,011	400,434
110000	Modifications	271,614	71,336	70,204	75,138	54,936
120000	In-Service Direct Ground Support Equipment-Common.	44,174	11,675	12,894	9,738	9,867
130000	Component Improvement	17,820	4,034	5,745	4,390	3,651
140000	Aircraft Industrial Facilities.	12,167	1,928	3,271	3,610	3,358

TABLE 186 — DEPARTMENT OF THE AIR FORCE GROSS EXPENDITURES AGAINST FY 1966 PROGRAM — DURING FY 1967 (CONTINUED)

PROGRAM NUMBER	APPROPRIATION AND PROGRAM TITLE	TOTAL GROSS EXPENDITURES	GROSS EXPENDITURES			
			First Quarter	Second Quarter	Third Quarter	Fourth Quarter
	AIRCRAFT PROCUREMENT (Continued)					
150000	Aircraft Replenishment Spares and Repair Parts	520,673	152,653	154,667	138,893	74,460
160000	Aircraft Initial Spares and Repair Parts	106,100	30,851	21,970	24,535	28,744
170000	War Consumables	22,904	3,072	5,391	7,167	7,274
180000	Procurement for Other Air Force	177,143	33,630	49,175	52,979	41,359
190000	Other Charges	38,127	12,705	6,243	10,977	8,202
301000	Aircraft Weapons System, First Destination Transfer	(340)	(157)	(158)	(21)	(4)
993000	Refunds on Transportation of Persons and Things	(26)	(18)	(8)	1	(1)
	MISSILE PROCUREMENT - TOTAL	671,389	187,449	206,601	164,902	112,437
200000	Missile Weapon System	288,154	71,372	76,888	84,582	55,312
210000	Modifications	144,512	25,014	55,091	35,948	28,459
220000	Replacement Equipment and VATE	1,966	757	641	237	331
230000	Space Programs	414	-	-	-	414
240000	Missile Industrial Facilities	2,823	246	594	1,216	767
250000	Missile Replenishment Spares and Repair Parts	13,210	143	3,182	5,174	4,711
260000	Missile Initial Spares and Repair Parts	4,859	1,666	532	2,301	360
270000	Special Projects	30,319	9,112	7,910	9,074	4,223
280000	Procurement Other Than Air Force	271	189	11	71	-
290000	Other Charges	185,302	79,175	61,939	26,327	17,861
302000	Missile Weapon System, First Destination Transportation	(399)	(190)	(182)	(26)	(1)
993000	Refunds on Transportation of Persons and Things	(41)	(33)	(8)	-	-
	Undistributed	-	-	-	-	-
	OTHER PROCUREMENT - TOTAL	1,150,533	193,366	253,099	233,145	470,923
810000	Munitions and Associated Equipment	714,689	83,127	143,512	104,609	383,441
820000	Vehicular Equipment	95,909	24,798	21,110	26,687	23,314
830000	Cyptologic and Other USAF Security Service Equipment	12,479	1,465	1,062	7,461	2,491
840000	Electronic and Telecommunications Equipment	121,942	23,430	31,769	34,275	32,468
850000	Other Base Maintenance and Support Equipment	125,406	35,470	32,751	40,323	16,862
860000	Other Industrial Facilities	948	25	297	50	576
870000	Procurement Other Than Air Force	8,356	862	1,619	2,734	3,141
880000	Equipment Modification	35,468	12,213	13,388	7,224	2,643
9930000	Refunds on Transportation of Persons and Things	(45)	(33)	(15)	4	(1)
3080000	Other Procurement, First Destination Transportation	(655)	(2)	(152)	(353)	(148)
	Undistributed	-	-	-	-	-
8M0000	Spares	36,036	12,010	7,754	10,131	6,141
	RESEARCH, DEVELOPMENT, TEST AND EVALUATION - TOTAL	1,422,929	528,481	479,204	250,256	164,988
610000	Aircraft and Related Equipment	272,594	91,288	92,409	39,695	49,202
620000	Missiles and Related Equipment	295,603	140,729	108,275	24,584	22,016
630000	Military Astronautics and Related Equipment	584,929	209,981	204,088	123,820	47,040
670000	Other Equipment	152,409	33,488	47,077	40,659	31,185
680000	Military Sciences	78,241	26,166	21,078	17,989	13,008
690000	Program Wide Management and Support	39,167	26,842	6,287	3,508	2,530
993000	Refunds on Transportation of Persons and Things	(21)	(13)	(9)	1	-
	Undistributed	-	-	-	-	-

TABLE 186 — DEPARTMENT OF THE AIR FORCE GROSS EXPENDITURES AGAINST FY 1966 PROGRAM — DURING FY 1967 (CONTINUED)

PROGRAM NUMBER	APPROPRIATION AND PROGRAM TITLE	TOTAL GROSS EXPENDITURES	GROSS EXPENDITURES			
			First Quarter	Second Quarter	Third Quarter	Fourth Quarter
	MILITARY CONSTRUCTION, AIR FORCE - TOTAL	$ 364,160	$ 49,498	$ 107,713	$ 76,371	$ 130,578
310	Project Planning and Design	19,424	3,380	9,183	2,905	3,956
320	Major Construction, Inside the US	87,308	20,050	26,171	16,282	24,805
330	Major Construction, Outside the US	248,326	23,172	69,997	55,048	100,109
340	Minor Construction	8,758	2,758	2,350	2,056	1,594
350	Support Activities	98	44	13	38	3
993	Refunds on Transportation of Persons and Things	(1)	(1)	-	-	-
	Undistributed	-	-	-	-	-
	Appropriation Transfer Account	192	95	-	-	97
	Project Firm	55	-	-	41	14
	MILITARY CONSTRUCTION, AIR FORCE RESERVE - TOTAL	3,659	507	1,363	912	877
310	Project Planning and Design	161	19	51	48	43
320	Major Construction	3,390	441	1,312	864	773
340	Minor Construction	107	47	-	-	60
	Undistributed	-	-	-	-	-
	MILITARY CONSTRUCTION, AIR NATIONAL GUARD - TOTAL	3,236	429	1,360	735	712

Source: Financial Policy and Analysis Division, Directorate of Budget, Comptroller of the Air Force

310-159 O - 68 - 27

TABLE 187 — DEPARTMENT OF THE AIR FORCE GROSS EXPENDITURES AGAINST FY 1965 PROGRAM — DURING FY 1967

(Figures are in thousands of dollars and do not necessarily add to totals due to rounding. Figures in parentheses denote minus amounts.)

PROGRAM NUMBER	APPROPRIATION AND PROGRAM TITLE	TOTAL GROSS EXPENDITURES	GROSS EXPENDITURES			
			First Quarter	Second Quarter	Third Quarter	Fourth Quarter
	ALL DIRECT APPROPRIATIONS - TOTAL. . .	$ 1,540,381	$ 685,137	$ 447,391	$ 212,685	$ 195,168
	MILITARY PERSONNEL - TOTAL.	743	271	375	49	48
510	Pay and Allowances of Officers.	115	102	(2)	4	11
530	Pay and Allowances of Enlisted Personnel.	(64)	(18)	(44)	(32)	30
550	Pay and Allowances of Cadets.	(2)	-	-	(2)	-
560	Subsistence of Enlisted Personnel	(173)	(342)	165	3	1
570	Movements - Permanent Change of Station .	1,002	434	282	181	105
590	Other Military Personnel Costs.	6	2	3	1	-
993	Refunds on Transportation of Persons and Things.	(333)	(82)	(77)	(98)	(76)
	Project Firm.	175	175	-	-	-
	Undistributed Expenditure Transfer. . . .	18	-	49	(9)	(22)
	RESERVE PERSONNEL - TOTAL	35	11	12	6	6
750	Reserve Personnel	35	11	12	6	6
770	Reserve Officer Candidates.	-	-	-	-	-
993	Refunds on Transportation of Persons and Things.	-	-	-	-	-
	NATIONAL GUARD - TOTAL.	9	5	1	2	1
	National Guard Personnel.	9	5	1	2	1
	Undistributed	-	-	-	1	(1)
	OPERATION AND MAINTENANCE, AIR FORCE - TOTAL	20,270	3,794	10,058	4,697	1,721
410	Aircraft Fuel and Oil	26	12	8	1	5
430	Logistical Support.	(64,123)	(74,116)	6,136	3,339	518
440	Training Support	(11,874)	(12,222)	202	128	18
450	Operational Support	98,679	90,290	4,269	2,636	1,484
470	Medical Support	(479)	(260)	40	(262)	3
480	Service Wide Support.	(3,729)	(5,311)	1,441	177	(36)
490	Contingencies	(1)	(1)	-	-	-
991	Advance Payments/General Services Administration.	(1,130)	(194)	(172)	(700)	(64)
	Undistributed	(437)	-	(11)	(271)	(155)
993	Refunds on Transportation of Persons and Things	(478)	(211)	(147)	(65)	(55)
994	Progress Payments	(1,864)	131	(1,708)	(287)	-
	Project Firm.	5,678	5,677	-	-	1
	OPERATION AND MAINTENANCE, AIR NATIONAL GUARD - TOTAL	64	35	12	5	12
410	Operation of Aircraft	2	1	-	1	-
430	Logistical Support.	12	1	7	4	-
440	Training Support.	57	34	10	2	11
470	Medical Support	4	4	(2)	1	1
480	Service Wide Support.	-	-	-	-	-
993	Refunds on Transportation of Persons and Things.	(12)	(5)	(6)	(1)	-
	Undistributed	2	-	2	-	-
	AIRCRAFT PROCUREMENT - TOTAL.	763,193	368,186	205,425	100,795	88,787
100000	Aircraft Weapons System	453,690	256,557	113,142	39,381	44,610
110000	Modifications	60,992	28,264	12,181	12,441	8,106
120000	In-Service Direct Ground Support Equipment-Common.	8,654	2,181	3,676	1,700	1,097
130000	Component Improvement	8,147	2,735	2,173	1,907	1,332
140000	Aircraft Industrial Facilities.	16,359	5,103	4,337	3,195	3,724
150000	Aircraft Replenishment Spares and Repair Parts	30,904	12,616	9,390	7,249	1,649
160000	Aircraft Initial Spares and Repair Parts.	56,933	4,896	33,610	7,814	10,613

TABLE 187 — DEPARTMENT OF THE AIR FORCE GROSS EXPENDITURES AGAINST FY 1965 PROGRAM — DURING FY 1967 (CONTINUED)

PROGRAM NUMBER	APPROPRIATION AND PROGRAM TITLE	TOTAL GROSS EXPENDITURES	GROSS EXPENDITURES First Quarter	Second Quarter	Third Quarter	Fourth Quarter
	AIRCRAFT PROCUREMENT (Continued)					
170000	War Consumables	17,221	9,317	4,796	1,898	1,210
180000	Procurement for Other Than Air Force	103,484	44,367	20,747	22,084	16,286
190000	Other Charges	6,812	2,148	1,376	3,126	162
301000	Aircraft Weapons System, First Destination Transportation	-	3	(1)	(2)	-
993000	Refunds on Transportation of Persons and Things	(1)	-	(1)	-	-
	MISSILE PROCUREMENT - TOTAL	228,441	106,637	87,447	21,141	13,216
200000	Missile Weapon System	169,427	73,826	77,082	11,788	6,731
210000	Modifications	25,476	12,979	8,344	3,138	1,015
220000	Replacement Equipment and VATE	2,205	1,751	448	11	(5)
240000	Missile Industrial Facilities	3,315	1,454	380	705	776
250000	Missile Replenishment Spares and Repair Parts	4,737	905	1,749	1,011	1,069
260000	Missile Initial Spares and Repair Parts	9,534	3,300	329	2,591	3,314
280000	Procurement for Other Than Air Force	938	(120)	693	331	34
290000	Other Charges	12,807	12,529	(1,569)	1,568	279
302000	Missile Weapons System, First Destination Transportation	-	11	(11)	1	(1)
993000	Refunds on Transportation of Persons and Things	2	2	-	-	-
	OTHER PROCUREMENT - TOTAL	213,889	79,722	59,743	33,799	40,625
810000	Munitions and Associated Equipment	54,543	20,562	11,071	3,860	19,050
820000	Vehicular Equipment	16,093	6,778	5,200	2,547	1,568
830000	Cryptologic and Other USAF Security Service Equipment	5,352	1,660	1,853	594	1,245
840000	Electronic and Telecommunications Equipment	87,211	34,392	23,861	15,822	13,136
850000	Other Base Maintenance and Support Equipment	22,234	7,392	7,761	5,345	1,736
860000	Other Industrial Facilities	1,695	426	386	427	456
870000	Procurement for Other than Air Force	6,749	1,912	2,926	1,523	388
880000	Equipment Modification	11,644	3,184	4,365	1,975	2,120
993000	Refunds on Transportation of Persons and Things	14	11	1	1	1
308000	Other Procurement, First Destination Transportation	(6)	(2)	2	(6)	-
	Undistributed	-	-	-	-	-
8M0000	Spares and Repair Parts	8,360	3,408	2,317	1,711	924
	RESEARCH, DEVELOPMENT, TEST AND EVALUATION-TOTAL	201,474	91,297	51,826	32,878	25,473
610000	Aircraft and Related Equipment	35,992	15,547	6,036	6,798	7,611
620000	Missiles and Related Equipment	30,090	15,361	8,308	3,749	2,672
630000	Military Astronautics and Related Equipment	68,028	33,226	17,376	11,559	5,867
670000	Other Equipment	41,470	16,504	13,304	5,351	6,311
680000	Military Sciences	22,388	9,281	5,690	4,646	2,771
690000	Program - Wide Management and Support	3,505	1,378	1,112	774	241
993000	Refunds on Transportation of Persons and Things	-	-	-	-	-
	Undistributed	-	-	-	-	-
	MILITARY CONSTRUCTION, AIR FORCE - TOTAL	106,493	32,735	30,674	18,188	24,896
310	Project Planning and Design	5,730	2,642	646	859	1,583
320	Major Construction, Inside the US	52,791	16,761	16,721	12,578	6,731
330	Major Construction, Outside the US	44,018	11,681	12,027	4,313	15,997
340	Minor Construction	1,422	728	154	199	341
350	Support Activities	(19)	(3)	-	(16)	-
	Undistributed/Appropriation Transfer Account	2,416	790	1,127	254	245
	Project Firm	135	135	-	-	-

TABLE 187 — DEPARTMENT OF THE AIR FORCE GROSS EXPENDITURES AGAINST FY 1965 PROGRAM — DURING FY 1967 (CONTINUED)

PROGRAM NUMBER	APPROPRIATION AND PROGRAM TITLE	TOTAL GROSS EXPENDITURES	GROSS EXPENDITURES			
			First Quarter	Second Quarter	Third Quarter	Fourth Quarter
	MILITARY CONSTRUCTION, AIR FORCE RESERVE - TOTAL	$ 1,543	$ 628	$ 535	$ 324	$ 56
310	Project Planning and Design	164	89	44	13	18
320	Major Construction	1,378	538	493	310	37
	Undistributed	-	-	-	-	-
	MILITARY CONSTRUCTION, AIR NATIONAL GUARD - TOTAL	4,227	1,816	1,283	801	327
310	Project Planning and Design	480	69	82	199	130
320	Major Construction	3,499	1,665	1,103	578	153
340	Minor Construction	248	82	98	23	45
	Undistributed	-	-	-	-	-

Source: Financial Policy and Analysis Division, Directorate of Budget, Comptroller of the Air Force.

TABLE 188 — DEPARTMENT OF THE AIR FORCE GROSS EXPENDITURES AGAINST FY 1964 PROGRAM — DURING FY 1967

(Figures are in thousands of dollars and do not necessarily add to totals due to rounding. Figures in parentheses denote minus amounts.)

PROGRAM NUMBER	APPROPRIATION AND PROGRAM TITLE	TOTAL GROSS EXPENDITURES	GROSS EXPENDITURES			
			First Quarter	Second Quarter	Third Quarter	Fourth Quarter
	ALL APPROPRIATIONS - TOTAL	$ 328,493	$ 104,042	$ 111,539	$ 69,164	$ 43,748
	AIRCRAFT PROCUREMENT - TOTAL	160,459	44,659	63,037	32,403	20,360
1000	Aircraft Weapons System	127,167	30,603	54,369	25,486	16,709
1100	Modification	16,285	7,350	4,887	1,895	2,153
1200	In-Service Direct Ground Support Equipment - Common	4,483	972	604	1,807	1,100
1300	Component Improvement	2,754	1,049	680	620	405
1400	Aircraft Industrial Facilities	1,159	433	508	196	22
1500	Aircraft Replenishment Spares and Repair Parts	3,284	1,693	1,492	46	53
1600	Aircraft Initial Spares and Repair Parts	-	-	-	-	-
1700	War Consumables	43	42	1	-	-
1800	Procurement for Other Than Air Force	4,410	2,410	520	2,039	(559)
1900	Other Charges	872	107	(22)	313	474
3010	Aircraft Weapon System, First Destination Transportation	-	-	-	-	-
	MISSILE PROCUREMENT - TOTAL	34,629	8,574	13,931	10,383	1,741
2000	Missile Weapon System	25,490	6,558	8,024	8,435	2,473
2100	Modifications	5,869	1,106	4,178	335	250
2200	Replacement Equipment and VATE	2,731	723	1,404	1,600	(996)
2400	Missile Industrial Facilities	391	83	292	12	4
2700	Special Projects	-	-	-	-	-
2800	Procurement Other Than Air Force	144	89	55	-	-
2900	Other Charges	4	15	(22)	-	11
3020	Missile Weapon System, First Destination Transportation	-	-	-	-	-

TABLE 188 — DEPARTMENT OF THE AIR FORCE GROSS EXPENDITURES AGAINST FY 1964 PROGRAM — DURING FY 1967 (CONTINUED)

PROGRAM NUMBER	APPROPRIATION AND PROGRAM TITLE	TOTAL GROSS EXPENDITURES	GROSS EXPENDITURES			
			First Quarter	Second Quarter	Third Quarter	Fourth Quarter
	OTHER PROCUREMENT - TOTAL	$ 60,223	$ 21,438	$ 15,699	$ 10,066	$ 13,020
8100	Munitions and Associated Equipment	5,181	1,373	784	2,324	700
8200	Vehicular Equipment	7,815	1,872	1,807	175	3,961
8300	Cryptologic and Other USAF Security Service Equipment	2,746	679	975	730	362
8400	Electronic and Telecommunications Equipment	27,461	11,614	6,091	4,017	5,739
8500	Other Base Maintenance and Support Equipment	3,721	1,274	868	1,166	413
8600	Other Industrial Facilities	73	14	36	4	19
8700	Procurement Other Than Air Force	8,516	3,230	1,912	1,871	1,503
8800	Equipment Modification	4,715	1,382	3,232	(222)	323
9930	Refunds on Transportation of Persons and Things	-	-	-	-	-
3080	Other Procurement, First Destination Transportation	(5)	-	(7)	1	1
	RESEARCH, DEVELOPMENT, TEST AND EVALUATION - TOTAL	42,941	16,790	8,364	9,321	8,466
610	Aircraft and Related Equipment	6,864	2,653	1,989	1,709	513
620	Missiles and Related Equipment	9,298	2,514	2,280	2,111	2,393
630	Military Astronautics and Related Equipment	14,211	6,043	1,426	2,955	3,787
670	Other Equipment	6,428	2,688	1,437	1,434	869
680	Military Sciences	4,336	1,740	1,157	907	532
690	Program Wide Management and Support	1,804	1,152	75	205	372
993	Refunds on Transportation of Persons and Things	-	-	-	-	-
	Undistributed	-	-	-	-	-
	MILITARY CONSTRUCTION, AIR FORCE - TOTAL	29,566	12,357	10,284	6,810	115
310	Advance Project Planning	(208)	(215)	342	(331)	(4)
320	Military Construction, Inside the US	19,905	8,672	5,298	3,313	2,622
330	Military Construction, Outside the US	8,164	2,886	4,178	3,614	(2,514)
340	Minor Construction	52	(119)	104	29	38
350	Support Activities	274	90	66	107	11
	Undistributed/Appropriation Transfer Account	1,247	911	297	79	(40)
	Project Firm	133	132	-	-	1
	MILITARY CONSTRUCTION, AIR FORCE RESERVE - TOTAL	29	6	6	14	3
310	Advance Project Planning	12	5	5	1	1
320	Reserve Construction	18	1	1	13	3
340	Minor Construction	-	-	-	-	-
	MILITARY CONSTRUCTION, AIR NATIONAL GUARD - TOTAL	646	218	218	167	43
310	Advance Project Planning	15	9	1	(14)	19
320	Air National Guard Construction	622	205	212	181	24
340	Minor Construction	9	4	5	-	-

Source: Financial Policy and Analysis Division, Directorate of Budget, Comptroller of the Air Force

TABLE 189 — DEPARTMENT OF THE AIR FORCE GROSS EXPENDITURES AGAINST FY 1963 PROGRAM — DURING FY 1967

(Figures are in thousands of dollars and do not necessarily add due to rounding. Figures in parentheses denote minus amounts.)

PROGRAM NUMBER	APPROPRIATION AND PROGRAM TITLE	TOTAL GROSS EXPENDITURES	GROSS EXPENDITURES First Quarter	Second Quarter	Third Quarter	Fourth Quarter
	ALL DIRECT APPROPRIATIONS - TOTAL	$ 97,864	($ 18,498)	$ 32,738	$ 19,173	$ 64,451
	AIRCRAFT PROCUREMENT - TOTAL	58,307	17,588	18,433	10,010	12,276
1000	Aircraft Weapon System	45,815	13,913	13,784	8,077	10,041
1100	Modification	7,041	2,424	3,345	655	617
1200	In-Service Direct Ground Support Equipment-Common	138	60	50	11	17
1300	Component Improvement	862	124	306	221	211
1400	Aircraft Industrial Facilities	838	186	69	319	264
1500	Replenishment Spares	457	133	108	226	(10)
1700	War Consumables	435	294	(63)	24	180
1800	Procurement Other Than Air Force	1,021	145	704	(123)	295
1900	Other Charges	1,699	308	132	599	660
3010	Aircraft Weapon System, First Destination Transportation	-	1	(1)	-	-
	MISSILE PROCUREMENT - TOTAL	137	(47,889)	1,206	1,545	45,277
2000	Missile Weapon System	(257)	(1,100	1,115	1,333	(1,605)
2100	Modification	331	8	120	130	73
2200	Out of Production Systems and Common Support	43	-	4	32	7
2400	Industrial Facilities	(135)	3	(155)	15	2
2800	Procurement Other Than Air Force	-	-	-	-	-
2900	Other Charges	154	(46,800)	122	32	46,800
	OTHER PROCUREMENT - TOTAL	10,813	2,290	4,297	3,402	824
8100	Munitions and Associated Equipment	122	107	9	13	(7)
8200	Vehicular Equipment	270	(16)	283	3	-
8300	Cryptologic and Other USAF Security Service Equipment	1,582	1,139	125	196	122
8400	Electronics and Telecommunications Equipment	7,148	723	2,746	3,151	528
8500	Other Base Maintenance and Support Equipment	807	268	527	(8)	20
8600	Other Industrial Facilities	4	(13)	15	4	(2)
8700	Procurement Other Than Air Force	338	1	343	66	(72)
8800	Equipment Modification	542	82	250	(28)	238
993	Refunds on Trans of Persons and Things	-	-	-	-	-
3080		-	-	-	4	(4)
	MILITARY CONSTRUCTION, AIR FORCE - TOTAL	13,436	6,860	2,848	1,407	2,321
310	Advance Project Planning	(10)	(220)	50	145	15
320	Military Construction, Inside the US	9,798	6,487	1,762	437	1,112
330	Military Construction, Outside the US	3,429	492	992	814	1,131
340	Minor Construction	4	3	-	-	1
350	Support Activities	3	1	3	(1)	-
994	Progress Payments	(101)	-	(101)	-	-
	Undistributed/ATA	312	98	140	16	58
	MILITARY CONSTRUCTION, AIR FORCE RESERVE -TOTAL	-	-	-	-	-
310	Advance Project Planning	-	-	-	-	-
320	Reserve Construction	-	-	-	-	-
	MILITARY CONSTRUCTION, AIR NATIONAL GUARD -TOTAL	(1)	-	-	-	(1)
310	Advance Project Planning	(1)	-	-	-	(1)
320	Air National Guard Construction	-	-	-	-	-
340	Minor Construction	-	-	-	-	-

TABLE 189 — DEPARTMENT OF THE AIR FORCE GROSS EXPENDITURES AGAINST FY 1963 PROGRAM — DURING FY 1967 (CONTINUED)

PROGRAM NUMBER	APPROPRIATION AND PROGRAM TITLE	TOTAL GROSS EXPENDITURES	GROSS EXPENDITURES			
			First Quarter	Second Quarter	Third Quarter	Fourth Quarter
	RESEARCH, DEVELOPMENT, TEST AND EVALUATION - TOTAL.	$ 15,172	$ 2,653	$ 5,954	$ 2,811	$ 3,754
610	Aircraft and Related Equipment.	1,845	348	982	368	147
620	Missiles and Related Equipment.	2,083	351	703	453	576
630	Military Astronautics and Related Equipment . . .	8,058	897	3,550	1,196	2,415
670	Other Equipment	1,507	337	152	516	502
680	Military Sciences	770	374	155	121	120
690	Program-Wide Management and Support	907	346	413	155	(7)
991	Advance Payments.	-	-	-	-	-

Source: Financial Policy and Analysis Division, Directorate of Budget, Comptroller of the Air Force

TABLE 190 — DEPARTMENT OF THE AIR FORCE GROSS EXPENDITURES AGAINST FY 1962 PROGRAM — DURING FY 1967

(Figures are in thousands of dollars and do not necessarily add due to rounding. Figures in parentheses donate minus amounts.)

PROGRAM NUMBER	APPROPRIATION AND PROGRAM TITLE	TOTAL GROSS EXPENDITURES	GROSS EXPENDITURES			
			First Quarter	Second Quarter	Third Quarter	Fourth Quarter
	ALL DIRECT APPROPRIATIONS - TOTAL. . .	$ 33,278	$ 15,766	$ 7,399	$ 1,758	$ 8,355
	AIRCRAFT PROCUREMENT - TOTAL.	22,138	11,591	5,456	3,475	1,616
1000	Aircraft Weapon System.	19,445	10,903	4,520	2,910	1,112
1100	Modification.	1,285	360	503	198	224
1200	In-Service Direct Ground Support Equipment-Common.	123	79	22	1	21
1300	Component Improvement	305	28	268	(15)	24
1400	Aircraft Industrial Facilities.	(98)	1	(100)	1	-
1500	Replenishment Spares	270	65	72	132	1
1700	War Consumables	9	6	3	-	-
1800	Procurement Other Than Air Force.	10	(3)	(2)	12	3
5000	Aircraft Weapon System.	789	150	172	236	231
5800	Procurement Other Than Air Force.	1	-	1	-	-
	MISSILE PROCUREMENT - TOTAL	3,361	2,726	472	186	(23)
2000	Missile Weapon System	3,189	2,634	400	172	(17)
2100	Modification.	2	-	2	8	(8)
2200	Out of Production System of Common Support	10	8	-	-	2
2300	Component Improvement	(11)	-	(17)	6	-
2400	Industrial Facilities	14	4	10	-	-
2800	Procurement Other Than Air Force.	83	80	3	-	-
2900	Other Charges	74	-	74	-	-
	OTHER PROCUREMENT - TOTAL	7,779	1,449	1,471	(1,903)	6,762
8100	Munitions and Associated Equipment. . . .	89	13	59	-	17
8200	Vehicular Equipment	-	-	-	-	-
8300	Cryptologic and Other USAF Security Service Equipment	101	(18)	32	89	(2)
8400	Electronics and Telecommunications Equipment	6,857	1,099	1,326	(2,039)	6,471
8500	Other Base Maintenance and Support Equipment	205	60	49	47	49
8600	Industrial Facilities	-	-	-	-	-
8800	Equipment Modification.	527	296	4	-	227

Source: Financial Policy and Analysis Division, Directorate of Budget, Comptroller of the Air Force.

TABLE 191 — DEPARTMENT OF THE AIR FORCE GROSS EXPENDITURES AGAINST FY 1961 PROGRAM — DURING FY 1967

(Figures are in thousands of dollars and do not necessarily add to totals due to rounding. Figures in parentheses denote minus amounts.)

PROGRAM NUMBER	APPROPRIATION AND PROGRAM TITLE	TOTAL GROSS EXPENDITURES	GROSS EXPENDITURES			
			First Quarter	Second Quarter	Third Quarter	Fourth Quarter
	ALL DIRECT APPROPRIATIONS - TOTAL	($4,199)	($9,631)	$ 4,052	$ 1,616	($236)
	AIRCRAFT PROCUREMENT - TOTAL	(10,106)	(11,023)	543	1,079	(705)
1000	Aircraft Weapon System	632	(51)	395	1,188	(900)
1100	Modification	733	595	28	13	97
1200	In-Service Direct Ground Support Equipment - Common	226	106	68	(77)	129
1300	Component Improvement	(37)	-	22	(63)	4
1400	Industrial Facilities	(9)	-	(1)	(8)	-
1500	Replenishment Spares	(24)	1	1	1	(27)
1600	Airborne Alert Spares	-	-	-	-	-
1800	Procurement Other Than Air Force	-	-	-	-	-
1900	Other Charges	(11,674)	(11,674)	-	-	-
5000	Aircraft Weapons System	45	-	30	23	(8)
	MISSILE PROCUREMENT - TOTAL	2,420	462	607	576	775
2000	Missile Weapon System	2,318	394	593	555	776
2100	Modification	18	(9)	6	21	-
2400	Industrial Facilities	1	-	1	-	-
2800	Procurement Other Than Air Force	83	76	7	-	-
2900	Other Charges	-	-	-	-	-
	OTHER PROCUREMENT - TOTAL	3,487	930	2,902	(39)	(306)
8100	Munitions and Associated Equipment	11	16	-	(5)	-
8200	Vehicular Equipment	-	-	-	-	-
8300	Cryptologic and Other USAF Security Service Support	(2)	-	(2)	-	-
8400	Electronic and Telecommunication Equipment	9,003	6,872	2,730	(265)	(334)
8500	Other Base Maintenance and Support Equipment	(6,315)	(6,569)	39	184	31
8600	Industrial Facilities	6	-	-	-	6
8800	Equipment Modification	784	611	135	48	(10)

Source: Financial Policy and Analysis Division, Directorate of Budget, Comptroller of the Air Force.

TABLE 192 — DEPARTMENT OF THE AIR FORCE GROSS EXPENDITURES AGAINST FY 1960 PROGRAM — DURING FY 1967

(Figures are in thousands of dollars and do not necessarily add to totals due to rounding. Figures in parentheses denote minus amounts.)

PROGRAM NUMBER	APPROPRIATION AND PROGRAM TITLE	TOTAL GROSS EXPENDITURES	GROSS EXPENDITURES			
			First Quarter	Second Quarter	Third Quarter	Fourth Quarter
	ALL APPLICABLE APPROPRIATIONS - TOTAL	$ 3,527	$ 2,675	$ 642	$ 381	($171)
	AIRCRAFT PROCUREMENT - TOTAL	2,272	1,618	640	123	(109)
110	Aircraft, Complete	1,212	473	705	36	(2)
120	Aircraft Components	436	617	(57)	1	(125)
130	Aircraft Ground Handling and Training Equipment	414	525	3	(118)	4
160	Aircraft Industrial Facilities	-	-	-	-	-
170	Aircraft Development, Test, and Evaluation	161	1	(8)	165	3
180	Aircraft Modification	49	1	(1)	37	12
994	Progress Payments	-	-	-	-	-
	MISSILE PROCUREMENT - TOTAL	644	454	92	89	9
210	Missile, Complete	29	-	-	29	-
220	Missile Components	36	9	18	-	9
230	Missile Ground Handling and Training Equipment	516	445	75	(4)	-
260	Missile Industrial Facilities	(2)	-	(2)	-	-
270	Missile Development, Test, and Evaluation	65	-	2	63	-
280	Missile Modification	-	-	-	-	-
	OTHER PROCUREMENT - TOTAL	611	603	(90)	169	(71)
820	Vehicular and Related Equipment	164	-	-	164	-
830	Electronic Weapon Support	393	446	30	(14)	(69)
840	Telecommunications Equipment	45	214	(185)	-	16
850	Other Organizational and Base Support Equipment	93	1	66	18	8
880	Equipment Modification	-	-	-	-	-
994	Progress Payments	(84)	(58)	-	2	(28)

Source: Financial Policy and Analysis Division, Directorate of Budget, Comptroller of the Air Force.

TABLE 193 — DEPARTMENT OF THE AIR FORCE GROSS EXPENDITURES AGAINST "L" AND "M" ACCOUNTS, AND COMBINED YEAR ACCOUNTS — DURING FY 1967

(Figures are in thousands of dollars and do not necessarily add to totals due to rounding. Figures in parentheses denote minus amounts.)

APPROPRIATION AND PROGRAM TITLE	TOTAL GROSS EXPENDITURES	GROSS EXPENDITURES			
		First Quarter	Second Quarter	Third Quarter	Fourth Quarter
"L", "M", AND COMBINED ACCOUNTS - TOTAL	$ 37,627	$ 13,172	$ 9,363	$ 8,467	$ 6,625
LIQUIDATION ACCOUNTS - TOTAL	36	25	-	4	7
Research, Development, Test, and Evaluation	36	25	-	4	7
SUCCESSOR "M" ACCOUNTS - TOTAL	26,455	8,314	5,823	4,959	7,359
Military Personnel	3,125	2,987	(24)	(10)	172
Reserve Personnel	51	24	9	8	10
National Guard Personnel	4	1	-	2	1
Operation and Maintenance, Air Force	21,181	4,643	5,347	4,349	6,842
Operation and Maintenance, Air National Guard	7	1	4	1	1
Discontinued Procurement Appropriations	2,087	658	487	609	333
COMBINED YEAR ACCOUNTS - TOTAL	11,136	4,833	3,540	3,504	(741)
Research, Development, Test, and Evaluation, FY 1956 through FY 1962	451	439	759	1,143	(1,890)
Military Construction, Air Force, FY 1962 and Prior	10,661	4,392	2,781	2,342	1,146
Military Construction, Air Force Reserve, FY 1962 and Prior	19	-	-	19	-
Military Construction, Air National Guard, FY 1962 and Prior	5	2	-	-	3

Source: Financial Policy and Analysis Division, Directorate of Budget, Comptroller of the Air Force.

[redacted]

[redacted]