



**DEPARTMENT OF THE AIR FORCE
AIR FORCE HISTORICAL RESEARCH AGENCY
MAXWELL AIR FORCE BASE, ALABAMA**

3 Feb 1999

HQ AFHRA/RSA
600 Chennault Circle
Maxwell AFB AL 36112-6424

Ms Rozetta T. Moore
AFCAA/FMR
1111 Jefferson Davis Highway, Ste 403
Arlington VA 22202

Dear Ms Moore

Thank you for your request regarding USAF Statistical Digests. We reviewed these documents from FY1964 through FY1980 and verified that they can be declassified in IAW EO 12958. The volumes up to FY1964 were already declassified. You can use this letter as authority to declassified the USAF Statistical Digests from 1945 through 1980, inclusive.

Copies of these documents are available for purchase from this Agency on 16mm microfilm, as follows:

DATES	ROLL
1945-FY1948	A1082
FY1950-53	K1057
FY1954-56	K1058
FY1957-59	K1059
FY1960-63	K1060

If you wish to order any microfilm, please let us know.

Copies may also be available from the Air Force History Support Office, Bolling AFB DC. Please let us know if we can be of further assistance.

Sincerely

ARCHIE DiFANTE

Archivist

Safe Paper Office



UNITED STATES AIR FORCE STATISTICAL DIGEST

FISCAL YEAR 1971

TWENTY SIXTH EDITION

This material contains information affecting the national defense of the United States within the meaning of the Espionage Laws (Title 18, U.S.C., sections 793 and 794), the transmission or revelation of which in any manner to any unauthorized person is prohibited by law.

Retain or destroy this copy in accordance with AFR 205-1. Do not return.

**GROUP - 1
EXCLUDED FROM AUTOMATIC
DOWNGRADING AND DECLASSIFICATION**


PUBLICATION DATE: 29 February 1972

PREPARED BY
DATA SERVICES CENTER
DIRECTORATE OF DATA AUTOMATION
COMPTROLLER OF THE AIR FORCE
HEADQUARTERS, USAF
WASHINGTON, D. C. 20330



**SPECIAL HANDLING REQUIRED
NOT RELEASABLE TO FOREIGN NATIONALS**

B



UNCLASSIFIED

1

F O R E W O R D

THIS IS THE TWENTY--SIXTH EDITION OF THE UNITED STATES AIR FORCE STATISTICAL DIGEST. IT CONTAINS STATISTICAL SUMMARIES ON OPERATIONS, MATERIEL, BUDGET, AND RELATED SUBJECTS. THE DIGEST IS PUBLISHED YEARLY ON A FISCAL YEAR BASIS. ITS PRIMARY FUNCTION IS TO SERVE AS THE OFFICIAL COMPILATION OF USAF STATISTICS FOR EACH FISCAL YEAR.

ALL MATERIAL IN THIS DOCUMENT HAS BEEN CLASSIFIED INDIVIDUALLY BY THE ORIGINATING OFFICE WITH THE APPROPRIATE SECURITY CLASSIFICATION AND DOWNGRADING STAMP IN ACCORDANCE WITH AIR FORCE REGULATIONS 205-1 AND 205-2. THE OVERALL CLASSIFICATION OF THIS PUBLICATION IS SECRET (NOFORN), GROUP 1, DUE TO INCLUSION OF MATERIAL IN PART VI, MILITARY ASSISTANCE PROGRAM. THE SECURITY AND CLASSIFICATION OF THE DATA ARE INDICATED IN THE TABLE OF CONTENTS.

THE STATISTICS ARE OBTAINED FROM AIR STAFF OFFICES, HEADQUARTERS USAF FIELD EXTENSIONS, MAJOR COMMANDS, AND SEPARATE OPERATING AGENCIES.

CORRESPONDENCE RELATIVE TO THE CONTENT OF THIS DOCUMENT, AS WELL AS SUGGESTIONS FOR FUTURE EDITIONS, SHOULD BE ADDRESSED TO THIS HEADQUARTERS (AF/ACMI), WASHINGTON, D.C.

20330.

UNCLASSIFIED

UNCLASSIFIED
TABLE OF CONTENTS

Subject:
 FOREWORD I
 TABLE OF CONTENTS (U) II - X
 HISTORICAL LINEAGE OF USAF MAJOR AIR COMMANDS AND SEPARATE OPERATING AGENCIES (U) XI - XII
 OFFICE OF THE SECRETARY OF THE AIR FORCE (U) XIII
 AIR STAFF, DEPARTMENT OF THE AIR FORCE (U) XIV
 SECRETARY OF DEFENSE AND EXECUTIVES AND COMMANDERS OF THE USAF DURING FY 1971 (U) XV - XVII
 CONTINENTAL USAF INSTALLATIONS MAP (U) XVIII
 OVERSEAS USAF INSTALLATIONS MAPS (U) XIX - XX

PART I - AIR FORCE UNITS AND CAPABILITIES

AIR FORCE UNITS AND CAPABILITIES 1 - 34
 Subject:
 (U) INTRODUCTION AND DEFINITIONS (U) 1
 (U) Table 1 - Active USAF Organizations By Major Air Command And Separate Operating Agency, World-wide - 30 Jun 1971 (C) (Gp 4) 2
 (U) Table 2 - USAF Combat Forces By Kind Of Unit, World/wide, At End Of Quarter - FY 1971 (S) (Gp 4) 3
 (U) Table 3 - USAF Combat Forces By Kind Of Unit, By Geographical Area, World-wide, At End Of Month - FY 1971 (S) (Gp 4) 4 - 15
 (U) Table 4 - USAF Combat Forces By Kind Of Unit, By Command Of Assignment, World-wide, At End Of Quarter - FY 1971 (S) (Gp 4) 16 - 18
 (U) Table 5 - USAF Combat Forces, Readiness Status Of Aircraft And Aircrews In Selected Kinds Of Units, By Weapons System, At End Of Quarter - FY 1971 (S) (Gp 4) 19 - 25
 (U) Table 6 - USAF Combat Forces, Readiness Status Of Missiles, By Weapons System, At End Of Quarter - FY 1971 (S) (Gp 4) 26 - 27
 (U) Table 7 - Readiness Ratings Of USAF Combat Forces By Kind Of Unit, Semiannually - FY 1971 (S)(Gp 4) 28 - 29
 (U) Table 8 - USAF Combat Forces, Readiness Status Of Aircraft And Aircrews In Southeast Asia By Weapons System, At End Of Quarter - FY 1971 (S) (Gp 4) 30 - 34

PART II - FLIGHT OPERATIONS

FLIGHT OPERATIONS 35 - 71
 Subject:
 (U) INTRODUCTION AND DEFINITIONS (U) 35 - 36
 (U) Table 9 - USAF Flight Operations By Type Of Activity, World-wide, By Quarter - FY 1971 (S) (unclas after 1 yr) 37
 (U) Table 10 - USAF Flight Operations Of Active Aircraft By Mission, Design, And Series, World-wide, By Quarter - FY 1971 (S) (unclas after 1 yr) 38 - 43
 (U) Table 11 - Southeast Asia Operational Data By Mission, Design, Series Within Bases By Quarter - FY 1971 (S) (unclas after 1 yr) 44 - 61
 (U) Table 12 - Southeast Asia Operational Data By Mission, Design, Series Indicating Command By Quarter - FY 1971 (S) (unclas after 1 yr) 62 - 71

PART III - SAFETY

Subject:
 AIRCRAFT ACCIDENTS 73 - 87
 (U) INTRODUCTION AND DEFINITIONS (U) 73
 (U) Table 13 - USAF Aircraft Flight Accidents, Fatalities, And Aircraft Destroyed, By Command, World-wide - FY 1971 (FOUO) 74
 (U) Table 14 - USAF Aircraft Flight Accidents, Fatalities, And Aircraft Destroyed, By Mission, By Command, World-wide - FY 1971 (FOUO) 75 - 78

UNCLASSIFIED

TABLE OF CONTENTS (Continued)

PART III - SAFETY (Continued)

Subject: (Continued)

(U) Table 15 - USAF Aircraft Flight Accidents, Fatalities, And Aircraft Destroyed, By Mission And Design Aircraft, World-wide - FY 1971 (FOUO) 79 - 81
(U) Table 16 - Major Aircraft Flight Accidents, By Mission And Design Aircraft, By Cause Factor, World-wide - FY 1971 (FOUO) 82 - 83
(U) Table 17 - Major Aircraft Flight Accidents, By Mission And Design Aircraft, By Phase Of Operation, World-wide - FY 1971 (FOUO) 84 - 85
(U) Table 18 - Personnel Fatalities And Injuries In Aircraft Flight Accidents, By Mission And Design Aircraft, World-wide - FY 1971 (FOUO) 86
(U) Table 19 - Southeast Asia Aircraft Flight Accidents - FY 1971 and FY 1970 (FOUO) 87
GROUND ACCIDENTS 88 - 99
(U) INTRODUCTION AND DEFINITIONS (U) 88
INJURIES 89 - 94
(U) Table 20 - Military Personnel Disabling And Non-Disabling Injury Experience By Command World-wide - FY 1971 (U) 89
(U) Table 21 - On-Duty Military Personnel Disabling Injury Experience By Command, World-wide - FY 1971 (U) 90
(U) Table 22 - Off-Duty Military Personnel Disabling Injury Experience By Command, World-wide - FY 1971 (U) 91
(U) Table 23 - On-Duty Civilian Personnel Disabling And Non-Disabling Injury Experience By Command, World-wide - FY 1971 (U) 92
COSTS 93 - 94
(U) Table 24 - USAF Motor Vehicle Ground Accident Experience And Cost By Command, World-wide - FY 1971 (U) 93
(U) Table 25 - Ground Accident Cost Analyses By Command, World-wide - FY 1971 (U) 94
LOSSES AND COSTS 95 - 99
(U) Table 26 - Military Personnel Disabling Injury Losses And Costs Resulting From USAF Motor Vehicle Accidents, By Command, World-wide - FY 1971 (U) 95
(U) Table 27 - On-Duty Civilian Personnel Disabling Injury Losses And Costs Resulting From USAF Motor Vehicle Accidents By Command, World-wide - FY 1971 (U) 96
(U) Table 28 - Military Personnel Disabling Injury Losses And Costs Resulting From Private Motor Vehicle Accidents By Command, World-wide - FY 1971 (U) 97
(U) Table 29 - Military Personnel Disabling Injury Losses And Costs Resulting From All Other (Non-Vehicular) Accidents By Command, World-wide - FY 1971 (U) 98
(U) Table 30 - On-Duty Civilian Personnel Disabling Injury Losses And Costs Resulting From All Other (Non-Vehicular) Accidents By Command, World-wide - FY 1971 (U) 99

PART IV - MATERIEL

Subject:

AIRCRAFT AND MISSILES 101 - 161
(U) INTRODUCTION AND DEFINITIONS (U) 101
(U) Table 31 - USAF Aircraft Acceptances Of Models In Production, By Manufacturer, By Recipient By Month - FY 1971 (C) (Gp 4) 102 - 104
(U) Table 32 - USAF Guided Missile, Air To Air Missile, And Target Drone Acceptances By Manufacturer, By Month - FY 1971 (C) (Gp 4) 105
(U) Table 33 - USAF Aircraft Procurement Programs By Fiscal Year Funding - FY 1969 And Prior Through FY 1971 (C) (Gp 4) 106 - 107
(U) Table 34 - USAF Guided Missile, Air To Air Missile, And Target Drone Procurement Programs, By Fiscal Year Funding - FY 1971 And Prior (C) (Gp 4) 108
(U) Table 35 - USAF Aerospace Vehicle Inventory By Functional Distribution - 30 June 1971 (C) (unclas after 1 yr) 109 - 133
(U) Table 36 - Functional Distribution Of USAF Aircraft By Mission, World-wide, At End Of Quarter - FY 1971 (C) (unclas after 1 yr) 134 - 135

UNCLASSIFIED

TABLE OF CONTENTS (Continued)

PART IV - MATERIEL (Continued)

Subject: (Continued)

(U) Table 37 - Functional Distribution Of USAF Aircraft At End Of Quarter, And Hours Flown During Quarter, By Command, World-wide - FY 1971 (C) (unclas after 1 yr)	136 - 138
(U) Table 38 - Functional Distribution Of USAF Missiles And Drones By Mission, Design, And Series, World-wide, By Quarter - FY 1971 (C) (unclas after 1 yr).	139 - 142
(U) Table 39 - USAF And Component Aircraft Gains And Losses By Mission, Design, And Series, World-wide, Semiannually - FY 1971 (C) (unclas after 1 yr)	143 - 150
(U) Table 40 - USAF Missile And Drone Gains And Losses By Mission, Design, And Series, World-wide, Semiannually - FY 1971 (C) (unclas after 1 yr)	151 - 152
(U) Table 41 - Age (In Months) Distribution Of USAF Missiles And Drones, By Mission, Design, And Series, World-wide - 31 March 1971 (C) (unclas after 1 yr).	153
(U) Table 42 - Age (In Months) Distribution Of USAF Aircraft By Mission, Design, And Series, World-wide - 30 Sept 1971 (C) (unclas after 1 yr)	154 - 161
PROPULSION UNITS	162 - 175
(U) INTRODUCTION AND DEFINITIONS (U)	162
(U) Table 43 - USAF Propulsion Unit Acceptances By Type And Recipient - FY 1971 (C) (Gp 4)	163
(U) Table 44 - USAF Propulsion Unit Acceptances Of Models In Production By Manufacturer, By Month - FY 1971 (C) (Gp 4)	164 - 165
(U) Table 45 - USAF Propulsion Units By Account, By Major Type, By Status, World-wide - 30 Jun 1971(U)	166 - 167
(U) Table 46 - USAF Propulsion Units By Major Type, By Model, By Status, World-wide - 30 Jun 1971(U).	168
(U) Table 47 - USAF Propulsion Units By Account, By Type, By Status, World-wide - 30 Jun 1971 (U) . .	169 - 175
VEHICLES	176 - 178
(U) INTRODUCTION AND DEFINITIONS (U)	176
(U) Table 48 - USAF Vehicles By Design And Application, In Use And In Storage, World-wide - 30 Jun 1971 (U)	177
(U) Table 49 - USAF Commercial Design Vehicles In Use, By Area, World-wide - 30 Jun 1971 (U)	178
WAR READINESS MATERIEL.	179 - 183
(U) INTRODUCTION AND DEFINITIONS (U)	179
(U) Table 50 - USAF Inventory Of Airmunition Items, World-wide (Including VAMP/LAMP) - 30 Jun 1971 (S) (Gp 4)	180 - 181
(U) Table 51 - Southeast Asia Ordnance Expenditure (Excluding VAMP/LAMP) By 7th Air Force And Strategic Air Command - FY 1968 Through FY 1971 (S) (Gp 4)	181 - 182
(U) Table 52 - Preposition And Per Cent Of Requirements Of War Readiness Materiel (WRM) For Selected Items, World-wide - 25 Dec 1970 and 25 Jul 1971 (S-NOFORN) (Gp 4)	183
AIR FORCE EQUIPMENT MANAGEMENT SYSTEM (AFEMS)	184 - 187
(U) INTRODUCTION AND DEFINITIONS (U)	184
(U) Table 53 - Monetary Value Of USAF Equipment Either Authorized Or In-Place Awaiting Disposition By Command - 15 Oct 1970 And 15 Apr 1971 (U)	185
(U) Table 54 - Monetary Value Of USAF Equipment Authorized And In-Use, By Command, World-wide - 15 Oct 1970 And 15 Apr 1971 (U)	186 - 187
MACHINE TOOLS	188 - 189
(U) INTRODUCTION AND DEFINITION (U)	188
(U) Table 55 - USAF Owned Metalworking Machinery In-Use, By Type And Location - 30 Jun 1971 (U) . . .	189

UNCLASSIFIED

TABLE OF CONTENTS (Continued)

PART IV - MATERIEL (Continued)

Subject: (Continued)

STATUS OF THE USAF STRATEGIC AND CRITICAL MATERIALS STOCKPILING PROGRAM 190 - 191

(U) INTRODUCTION (U). 190

(U) Table 56 - Status Of The USAF Strategic And Critical Materials Stockpiling Program, By
Material, By Depot, 30 Jun 1971 (S) (Gp 4). 191

SURPLUS AND EXCESS MATERIEL 192 - 193

(U) INTRODUCTION AND DEFINITIONS (U). 192

(U) Table 57 - Excess And Surplus Personal Property Processed By The USAF, World-wide - FY 1971 (U) 193

PART V - INSTALLATIONS

INSTALLATIONS 195 - 201

Subject:

(U) INTRODUCTION AND DEFINITIONS (U). 195 - 196

(U) Table 58 - Active Installations, World-wide - 30 Jun 1971 (U) 197

(U) Table 59 - Air Force Real Property Data - World-wide - FY 1971 (U). 198

(U) Table 60 - Cost To US Government Of Military Real Property Controlled By Department Of The Air
Force, World-wide - 30 Jun 1971 (U) 198

(U) Table 61 - Military Real Property Acreage Controlled And Located At Department Of Air Force
Installations, World-wide - 30 Jun 1971 (U) 199

(U) Table 62 - Government Cost Of Land Controlled By Department Of The Air Force, World-wide,
30 Jun 1971 (U) 199

(U) Table 63 - Maintenance And Operation Cost Of USAF Real Property By Command World-wide -
FY 1971 (U) 200

(U) Table 64 - USAF Storage Space, Utilization, And Occupancy For Air Force Depots Only -
30 Jun 1971 (U) 201

PART VI - MILITARY ASSISTANCE PROGRAM (MAP)

MILITARY ASSISTANCE PROGRAM (MAP) 203 - 219

Subject:

(U) INTRODUCTION AND DEFINITIONS (U). 203

(U) Table 65 - Military Assistance Grant Aid Program Supported Aircraft Inventory By Status, By
Mission, Design, And Series Of Aircraft, World-wide, At End Of Quarter - FY 1971
(S-NOFORN) (Gp 4) 204

(U) Table 66 - Military Assistance Grant Aid Program Supported Aircraft Inventory By Status, By
Mission, Design, And Series Of Aircraft, By Country, World-wide, At End Of Quarter -
FY 1971 (S-NOFORN) (Gp 1) 205 - 208

(U) Table 67 - Military Assistance Grant Aid Program Aircraft Attrition, By Mission, Design, And
Series Of Aircraft, World-wide - FY 1971 (S-NOFORN) (Gp 4). 209

(U) Table 68 - Military Assistance Grant Aid Program Aircraft Hours Flown By Mission, Design And
Series Of Aircraft, World-wide, By Quarter - FY 1971 (S-NOFORN) (Gp 4). 210

(U) Table 69 - Military Assistance Grant Aid Program Aircraft Hours Flown By Mission, Design And
Series Of Aircraft, By Country, World-wide, By Quarter - FY 1971 (S-NOFORN) (Gp 4) 211 - 214

(U) Table 70 - Military Assistance (MASF) Program Aircraft Inventory And Flying Hours By Mission,
Design, And Series Of Aircraft - FY 1971 (S-NOFORN) (Gp 4). 215

(U) Table 71 - Military Assistance (MASF) Program Deliveries And Attrition By Mission, Design, And
Series Of Aircraft - FY 1971 (S-NOFORN) (Gp 4) 216

(U) Table 72 - Military Appropriation Service-Funded Program Formal Training Accomplishment By Type
Of Training, By Recipient Country - FY 1966 Through 1971 (C) (Gp 3) 217

(U) Table 73 - Military Assistance Grant Aid Program, Formal Training Accomplishment By Type Of
Training, By Recipient Country, World-wide - FY 1964 Through 1971 (C) (Gp 3). 218 - 219

UNCLASSIFIED

TABLE OF CONTENTS (Continued)

PART VII - PERSONNEL

MILITARY PERSONNEL	221 - 276
Subject:	
DEFINITIONS (U).	221 - 222
STRENGTH	223 - 245
(U) Table 74 - USAF Military Personnel Duty Location Strength By State, In The United States, At End Of Quarter - FY 1971 (U).	223 - 224
(U) Table 75 - USAF Military Personnel Duty Location Strength By Country, Overseas, At End Of Quarter - FY 1971 (C) (Gp 4).	225 - 226
(U) Table 76 - Military Strength Of Officers By Grade In Which Serving, By Command - 30 Jun 1971 (U).	227
(U) Table 77 - USAF Regular And Reserve General Officers By Grade In Which Serving At End Of Quarter, World-wide - FY 1971 (U).	228
(U) Table 78 - USAF Regular General Officers By Permanent Grade, By Grade In Which Serving At End Of Quarter, World-wide - FY 1971 (U).	228
(U) Table 79 - Airman By Grade In Which Serving, By Command, World-wide - 30 Jun 1971 (U).	229 - 230
(U) Table 80 - USAF Officers By Grade In Which Serving, By Age, World-wide, Annually - FY 1971 (U).	231
(U) Table 81 - Average Age Of USAF Officers By Grade In Which Serving, World-wide - FY 1961 Through FY 1971 (U).	232
(U) Table 82 - USAF Military Personnel By Type, By Personnel Identity, By Command, World-wide, At End Of Quarter - FY 1971 (U).	233 - 240
(U) Table 83 - USAF Military Personnel By Grade In Which Serving, By Component, World-wide, At End Of Quarter - FY 1971 (U).	241 - 243
(U) Table 84 - USAF Regular Commissioned Officers By Grade In Which Serving, By Control Branch, World-wide - FY 1971 (U).	244
(U) Table 85 - USAF Female Personnel By Type, By Grade In Which Serving, World-wide - 30 Jun 1971 (U).	245
PERSONNEL BY AERONAUTICAL STATUS	246 - 250
(U) Table 86 - USAF Officers By Aeronautical Rating, On Flying Status, By Grade In Which Serving, World-wide, At End Of Quarter - FY 1971 (U).	246
(U) Table 87 - USAF Officers By Aeronautical Status, World-wide, At End Of Quarter - FY 1971 (U).	247
(U) Table 88 - USAF Officers By Aeronautical Rating, On Flying Status, By Command, World-wide - FY 1971 (U).	248 - 249
(U) Table 89 - USAF Officers On Flying Status By Aeronautical Rating, By Age, World-wide, Semi-annually - 31 Dec 1970 And 30 Jun 1971 (U).	250
SPECIALTIES AND SKILL LEVEL.	251 - 254
(U) Table 90 - Assigned USAF Officers By Occupational Field Based On Duty Specialty, World-wide - 30 Jun 1971 (U).	251
(U) Table 91 - Authorized And Assigned Permanent Party Airmen By Control AF Speciality Within Career Field, By Skill Level, World-wide, Semiannually - 31 Dec 1970 and 30 Jun 1971 (C) (Gp 4).	252 - 254
PROMOTIONS	255 - 257
(U) Table 92 - Regular USAF Officers Selected For Permanent Promotions, World-wide - FY 1971 (U).	255
(U) Table 93 - Temporary Promotions Of USAF Officers To General Officers By Grade To Which Promoted, World-wide - FY 1971 (U).	255
(U) Table 94 - USAF Officers Selected For Temporary Promotions, World-wide - FY 1971 (U).	256
(U) Table 95 - Promotions Of Top Six Grade Airmen By Fiscal Year - FY 1967 Through FY 1971 (U).	257
GAINS, LOSSES, AND STATUS CHANGE	258 - 265
(U) Table 96 - Gains And Losses Of USAF Officers To The Active Military Strength, World-wide - FY 1971 (U).	258 - 259
(U) Table 97 - Gains And Status Changes Of Airmen To USAF Active Military Strength, World-wide - FY 1971 (U).	260 - 262
(U) Table 98 - Gains And Losses Of USAF Officers By Grade, World-wide, By Quarter - FY 1971 (U).	263
(U) Table 99 - Gains And Losses Of Airmen By Grade, World-wide, By Quarter - FY 1971 (U).	264
(U) Table 100 - Losses Of USAF Officers, By Aeronautical Status, By Age Group World-wide - FY 1971 (U).	265

UNCLASSIFIED
TABLE OF CONTENTS (Continued)

PART VII - PERSONNEL (Continued)

Subject: (Continued)

ENLISTMENTS AND REENLISTMENTS	266 - 268
(U) Table 101 - Enlistments And Reenlistments By Grade, By Sex, World-wide - FY 1971 (U).	266
(U) Table 102 - Enlistments And Reenlistments By Term Of Enlistment, By Sex, World-wide - FY 1971 (U)	266
(U) Table 103 - Enlistments By Educational Level, World-wide, By Quarter - FY 1971 (U).	267
(U) Table 104 - Non-Prior Service Enlistments By Armed Forces Qualification Test (AFQT) Mental Category, By Quarter - FY 1971 (U)	268
RETIREMENTS	269
(U) Table 105 - USAF Retired Military Personnel By Pay Grade, By Type Of Retirement, By Component, - 30 Jun 1971 (U).	269
DISTRIBUTION OF USAF REGULAR AND NON-REGULAR LINE AND OTHER THAN LINE COMMISSIONED OFFICERS	270 - 271
(U) Table 106 - Distribution Of USAF Regular (Male And Female) Line And Other Than Line Commissioned Officers By Permanent Grade And Temporary Grade In Which Serving - 30 Jun 1971 (U)	270
(U) Table 107 - Distribution Of USAF Non-Regular (Male And Female) Line And Other Than Line Commissioned Officers By Permanent Grade And Temporary Grade In Which Serving - As Of 30 Jun 1971 (U).	271
OFFICER AND AIRMAN DEATHS	272 - 274
(U) Table 108 - Non-Battle Deaths Of USAF Officers By Aeronautical Rating, By Grade In Which Serving At Time Of Death, World-wide, Semiannually - FY 1971 (U).	272
(U) Table 109 - Non-Battle Deaths Of USAF Officers And Airmen By Grade In Which Serving At Time Of Death, World-wide, Semiannually - FY 1971 (U).	272
(U) Table 110 - Non-Battle Deaths Of USAF Officers By Age Group, By Grade In Which Serving At Time Of Death, World-wide, Semiannually - FY 1971 (U).	273
(U) Table 111 - Non-Battle Deaths Of Airmen By Age Group, By Grade In Which Serving At Time Of Death, World-wide, Semiannually - FY 1971 (U)	273
(U) Table 112 - Non-Battle Deaths Of USAF Officers By Age Group, By Causative Agent, World-wide, Semi-annually - FY 1971 (U)	274
(U) Table 113 - Non-Battle Deaths Of Airmen By Age Group, By Causative Agent, World-wide, Semi-annually - FY 1971 (U)	274
AIR FORCE AID	275
(U) Table 114 - Air Force Aid Society Summaries For Military Units, World-wide - FY 1971 (U).	275
SOUTHEAST ASIA.	276
(U) Table 115 - Southeast Asia Battle Deaths Of USAF Officers By Aeronautical Rating, By Grade In Which Serving At Time Of Death, Semiannually - FY 1971 (U)	276
(U) Table 116 - Southeast Asia Battale Deaths Of USAF Officers And Airmen By Grade In Which Serving At Time Of Death, Semiannually - FY 1971 (U).	276
CIVILIAN PERSONNEL.	277
(U) Table 117 - Summary Of USAF Civilian Retirement Fund Transactions For The Calendar Year Ended 31 Dec 1970 (U).	278

UNCLASSIFIED

TABLE OF CONTENTS (Continued)

PART VIII - MEDICAL

MEDICAL	279 - 285
Subject:	
(U) DEFINITIONS (U)	279
(U) Table 118 - Selected Data Concerning Medical Care Provided At Fixed Air Force Medical Facilities World-wide FY 1967 - FY 1971 (U)	280 - 281
(U) Table 119 - Admission Rates For Major Illness Groups, By Month And Geographic Area, Air Force Personnel - FY 1967 - FY 1971 (U)	282 - 283
(U) Table 120 - Noneffective Ratios For All Causes, By Month, Air Force Personnel, World-wide - FY 1967 - FY 1971 (U)	284
(U) Table 121 - Hospitalized Ratios For All Causes, By Month, Air Force Personnel, World-wide - FY 1967 - FY 1971 (U)	284
(U) Table 122 - Number Of Individuals Completing Physiological Training According To Phase Of Training - FY 1967 - FY 1971 (U)	285

PART IX - SECURITY AND DISCIPLINE

THE AIR FORCE CORRECTION PROGRAM.	287 - 292
Subject:	
(U) INTRODUCTION AND DEFINITIONS	287
(U) Table 123 - Correction Facilities Operated By Air Force Installations, Semiannually - FY 1971 (U) .	288
(U) Table 124 - Air Force Prisoners - Total In Confinement, Semiannually - FY 1971 (U)	289
(U) Table 125 - Personnel In Correctional Custody, Semiannually - FY 1971 (U)	290
(U) Table 126 - Total Releases From Correctional Custody, Semiannually - FY 1971 (U)	291
(U) Table 127 - USAF Military Personnel Absent Without Leave (AWOL), Semiannually, World-wide - FY 1971 (U)	292
(U) Table 128 - Percentage Of USAF Military Personnel Absent Without Leave, Semiannually, World-wide - FY 1971 (U)	292
OFFICE OF SPECIAL INVESTIGATIONS.	293 - 296
(U) DEFINITIONS (U)	293 - 294
(U) Table 129 - Special Investigations Conducted By The Office Of Special Investigations (OSI), World- wide - FY 1971 (U)	295 - 296
JUDGE ADVOCATE GENERAL.	297 - 300
(U) INTRODUCTION AND DEFINITIONS (U)	297
(U) Table 130 - USAF Personnel Tried By Courts-Martial And Non-Judicial Punishment Under Article 15, By Command, World-wide, By Quarter - FY 1971 (U)	298 - 299
(U) Table 131 - Rates For USAF Personnel Tried By Courts-Martial And For Non-Judicial Punishment Under Article 15, World-wide, By Quarter - FY 1971 (U)	300

PART X - COMPONENTS - AF RESERVE AND OFFICER TRAINING CORPS

Subject:	
AIR FORCE RESERVE	301 - 314
(U) INTRODUCTION AND DEFINITIONS.	301 - 302
(U) Table 132 - Air Force Reserve Personnel By Reserve Section, FY 1971 By Quarter (U)	303

UNCLASSIFIED

UNCLASSIFIED

TABLE OF CONTENTS (Continued)

PART X - COMPONENTS - AF RESERVE AND OFFICER TRAINING CORPS (Continued)

Subject: (Continued)

(U) Table 133 - Air Force Reserve Officers By Reserve Section, By Grade - 30 Jun 1971 (U) 304

(U) Table 134 - Air Force Reserve Airmen By Reserve Section, By Grade - 30 Jun 1971 (U) 305

(U) Table 135 - Air Force Reserve Officer Gains And Losses By Selected Categories For FY 1971 (U) 306

(U) Table 136 - Air Force Reserve Airmen Gains And Losses By Selected Categories For FY 1971 (U). 307

(U) Table 137 - Gains And Losses Of Air Force Reserve Pilots Assigned To The Selected Reserves
At End Of FY 1969 Through FY 1971 (U). 308

(U) Table 138 - Reserve Officer Representation On Air Force Staffs - 30 Jun 1971 (U). 309

(U) Table 139 - Age (In Months) Distribution Of Air Force Reserve Active Aircraft By Mission, Design,
And Series, World-wide - 30 Jun 1971 (C) (unclas after 1 yr) 310 - 311

(U) Table 140 - Aerospace Vehicle Inventory By Functional Distribution - 30 Jun 1971 (C)
(unclas after 1 yr). 312 - 314

AIR NATIONAL GUARD. 315 - 332

(U) INTRODUCTION. 315

(U) Table 141 - Air National Guard Personnel Grade And Age Analysis - 30 Jun 1971 (U) 316

(U) Table 142 - Authorized And Assigned Air National Guard Personnel In Federally Recognized Units By
State And The US Possession Of Puerto Rico - 30 Jun 1971 (U) 317 - 318

(U) Table 143 - Air National Guard Training By Type, United States And Possessions, By Quarter -
FY 1971 (U). 318

(U) Table 144 - Aerospace Vehicle Inventory By Functional Distribution - 30 Jun 1971 (C)
(unclas after 1 yr). 319 - 326

(U) Table 145 - Age (In Months) Distribution Of Air National Guard Active Aircraft By Mission, Design,
And Series, World-wide - 30 Jun 1971 (C) (unclas after 1 yr) 328 - 331

(U) Table 146 - Air National Guard Average Aircraft And Hours Flown By Quarter, World-wide -
FY 1971 (S) (unclas after 1 yr). 332

RESERVE OFFICER TRAINING CORPS (U). 333 - 338

(U) INTRODUCTION 333

(U) Table 147 - AF Reserve Officer Training Corps (AFROTC) Cadet Enrollment By Institution, By Year Of
Course, By State Or US Possession - FY 1971 (U). 334 - 338

PART XI - FISCAL

FISCAL. 339 - 354

Subject:

(U) INTRODUCTION AND EXPLANATION OF TERMS 339

(U) Table 148 - Department Of The Air Force Status Of Gross Unliquidated Obligations - Beginning And
End Of FY 1971 (U) 340 - 341

(U) Table 149 - Department Of The Air Force Amounts Available For Obligation During FY 1971 Reflecting
New Obligation Authority And The Application Of Prior Year Unobligated Balances (U). 342

(U) Table 150 - Department Of The Air Force Gross Expenditures And Amounts Available For Expenditures -
During FY 1971 (U) 343

(U) Table 151 - Department Of The Air Force Funds Available For Obligation In FY 1971 With Actual
Obligations - During FY 1971 (U) 344 - 347

(U) Table 152 - Department Of The Air Force Gross Expenditures Against FY 1971 Program - During
FY 1971 (U). 348 - 349

(U) Table 153 - Department Of The Air Force Gross Expenditures Against FY 1970 Program - During
FY 1971 (U). 350 - 351

(U) Table 154 - Department Of The Air Force Gross Expenditures Against FY 1969 Program - During
FY 1971 (U). 352 - 354

(U) Table 155 - Department Of The Air Force Gross Expenditures Against FY 1968 & Prior Programs -
During FY 1971 (U) 354

UNCLASSIFIED

TABLE OF CONTENTS (Continued)

PART XII - TRANSPORTATION

TRANSPORTATION.	355 - 360
Subject:	
(U) INTRODUCTION AND DEFINITIONS (U).	355
(U) Table 156 - Military Airlift Command (MAC) Selected Transport Operations Of The Single Manager Operating Agency By User - FY 1971 (U)	356
(U) Table 157 - Military Airlift Command (MAC) Selected Transport Operations Of The Single Manager Operating Agency By Activity - FY 1971 (U)	357
(U) Table 158 - Military Airlift Command Airlift Service, Industrial Fund Aircraft And Flying Hour Data - FY 1971 (U)	358
(U) Table 159 - Military Airlift Command (MAC) Cost Of Commercial Airlift Procured For Single Manager Operating Agency, By Contractor - FY 1971 (U).	359
(U) Table 160 - Statement Of Revenue And Costs - Military Airlift Command USAF Industrial Fund FY 1971 (U).	360

LINEAGE OF USAF MAJOR COMMANDS AND SEPARATE OPERATING AGENCIES

AERONAUTICAL CHART AND INFORMATION CENTER (ACIC)

Established as Aeronautical Chart Service and assigned to Air Transport Command, 13 March 1946; reassigned to Strategic Air Command, 21 May 1947; reassigned to Air Materiel Command, 1 March 1950; redesignated USAF Aeronautical Chart and Information Service, 1 February 1951; reassigned to Military Air Transport Service, 11 May 1952; redesignated USAF Aeronautical Chart and Information Center, 1 August 1952; redesignated Aeronautical Chart and Information Center, 20 September 1954; relieved from assignment to Military Air Transport Service and made a separate operating agency, 1 July 1960.

AEROSPACE DEFENSE COMMAND (ADC)

Established as Air Defense Command, 21 March 1946; activated as a major command, 27 March 1946; reassigned, as an operational command, to Continental Air Command, 1 December 1948; discontinued, 1 July 1950; reestablished as a major command, 1 January 1951; and redesignated Aerospace Defense Command, 15 January 1968.

AIR FORCE ACCOUNTING AND FINANCE CENTER (AFAFC)

Established as Air Force Finance Division and organized as a separate operating agency, 1 January 1951; redesignated Air Force Accounting and Finance Division, 1 September 1957; and redesignated Air Force Accounting and Finance Center, 1 July 1959.

AIR FORCE COMMUNICATIONS SERVICE (AFCS)

Constituted as Army Airways Communications System Wing, 13 April 1943; activated as part of Flight Control Command, 26 April 1943; reassigned directly to Army Air Forces, 14 July 1943; redesignated Army Airways Communications System, 26 April 1944; redesignated Air Communications Service and reassigned to Air Transport Command, 13 March 1946; redesignated Airways and Air Communications Service, 11 September 1946; reassigned to Military Air Transport Service, 1 June 1948; relieved from assignment to Military Air Transport Service, elevated to a major command, and redesignated Air Force Communications Service, 1 July 1961.

AIR FORCE DATA SYSTEMS DESIGN CENTER (AFDSDC)

Constituted as Air Force Data Systems Design Center and organized as a separate operating agency, 26 October 1967.

AIR FORCE LOGISTICS COMMAND (AFLC)

Established as Army Air Forces Materiel and Services, 14 July 1944; organized as a major command, 17 July 1944; redesignated Army Air Forces Air Technical Service Command, 31 August 1944; redesignated Air Technical Service Command, 1 July 1945; redesignated Air Materiel Command, 9 March 1946; and redesignated Air Force Logistics Command, 1 April 1961.

AIR FORCE RESERVE (AFRES)

Constituted as Air Force Reserve and activated as a separate operating agency, 21 June 1968; organized, 1 August 1968.

AIR FORCE SYSTEMS COMMAND (AFSC)

Established as Research and Development Command, 23 January 1950; organized as a major command, 1 February 1950; redesignated Air Research and Development Command, 16 September 1950; and redesignated Air Force Systems Command, 1 April 1961.

AIR RESERVE PERSONNEL CENTER (ARPC)

Constituted as Air Reserve Records Center, 30 November 1956; activated as part of Continental Air Command, 1 January 1957; redesignated Air Reserve Personnel Center, 1 September 1965; made a separate operating agency, 1 August 1968.

AIR TRAINING COMMAND (ATC)

Established as a major command under designation Army Corps Flying Training Command, 23 January 1942; redesignated Army Air Forces Flying Training Command, March 1942; redesignated Army Air Forces Training Command, 31 July 1943; and redesignated Air Training Command, 1 July 1946.

AIR UNIVERSITY (AU)

Established as Air Service School, 1920; redesignated Air Service Field Officers' School, 10 February 1921; redesignated Air Service Tactical School, 8 November 1922; redesignated Air Corps Tactical School, 18 August 1926; discontinued, 9 October 1942; reestablished as Army Air Forces School of Applied Tactics and assigned to Army Air Forces Center, 16 October 1943; redesignated Army Air Forces School, 1 June 1945; reassigned directly to Army Air Forces and given status of major command, 29 November 1945; and redesignated Air University, 12 March 1946.

UNCLASSIFIED

LINEAGE OF USAF MAJOR COMMANDS AND SEPARATE OPERATING AGENCIES (CONTINUED)

ALASKAN AIR COMMAND (AAC)

Constituted as Alaskan Air Force, 28 December 1941; activated as a major command, 15 January 1942; redesignated Eleventh Air Force, 5 February 1942; and redesignated Alaskan Air Command, 18 December 1945.

HEADQUARTERS COMMAND USAF (USAF HQCOMD)

Established as Bolling Field Command and organized as a major command, 15 December 1946; redesignated Headquarters Command, United States Air Force, 17 March 1948.

MILITARY AIRLIFT COMMAND (MAC)

Established as Military Air Transport Service and organized as a major command, 1 June 1948; redesignated Military Airlift Command, 1 January 1966.

PACIFIC AIR FORCES (PACAF)

Constituted as Far East Air Forces, 31 July 1944; activated as a major command, 3 August 1944; redesignated Pacific Air Command, US Army, 6 December 1945; redesignated Far East Air Forces, 1 January 1947; and redesignated Pacific Air Forces, 1 July 1957.

STRATEGIC AIR COMMAND (SAC)

Constituted as Continental Air Forces, 13 December 1944; activated as a major command, 15 December 1944; redesignated Strategic Air Command, 21 March 1946.

TACTICAL AIR COMMAND (TAC)

Established and activated as a major command, 21 March 1946; reassigned, as an operational command, to Continental Air Command, 1 December 1948; made an operational and administrative command under Continental Air Command, 20 September 1950; returned to status of major command, 1 December 1950.

USAF ACADEMY (USAF A)

Established, 27 July 1954; activated as a separate operating agency, 14 August 1954.

US AIR FORCES IN EUROPE (USAFE)

Constituted as Eighth Air Force, 19 January 1942; activated as a major command, 28 January 1942; redesignated United States Strategic Air Forces in Europe, 22 February 1944; and redesignated United States Air Forces in Europe, 7 August 1945.

USAF SECURITY SERVICE (USAFSS)

Established, 20 October 1948; organized as a major command, 26 October 1948.

UNITED STATES AIR FORCES SOUTHERN COMMAND (USAFSO)

Constituted as Panama Canal Air Force, 19 October 1940; activated as a major command, 20 November 1940; redesignated Caribbean Air Force, 5 August 1941; redesignated Sixth Air Force, 5 February 1942; redesignated Caribbean Air Command, 31 July 1946; and redesignated United States Air Forces Southern Command, 8 July 1963.

Source: Historical Research Division,
Air University, Maxwell AFB, AL

UNCLASSIFIED



OFFICE OF THE SECRETARY OF THE AIR FORCE

DECEMBER 1971

SECRETARY OF THE AIR FORCE
Robert C. Seamans, Jr.

EXECUTIVE ASSISTANT
Brig. Gen. Frank J. Sinsabalis

MILITARY ASSISTANT
Col William R. Usher

UNDER SECRETARY OF THE AIR FORCE
John L. McClus

EXECUTIVE ASSISTANT
Col William L. Shields, Jr.

ADMINISTRATIVE ASSISTANT
Thomas W. Nelson

EXECUTIVE
Lt Col W. K. Richardson

GENERAL COUNSEL
Jack L. Stempler

EXECUTIVE
Col James L. Gagner

LEGISLATIVE LIAISON
Director
Maj Gen John C. Giraud

EXECUTIVE
Lt Col Gerald L. May, Jr.

DEPUTY DIRECTOR
Brig Gen R. L. Beavel

INFORMATION
Director
Maj Gen M. L. Hogan, III

EXECUTIVE
Lt Col D. G. Schillerstein

DEPUTY DIRECTOR
Brig Gen Thomas P. Coleman

DEPUTY UNDER SECRETARY INTERNATIONAL AFFAIRS
Philip P. Hibbert

DEPUTY UNDER SECRETARY SYSTEMS REVIEW
Henry Davis

DEPUTY UNDER SECRETARY SPACE SYSTEMS
F. Robert Hahn

Assistant Secretary RESEARCH & DEVELOPMENT
Grant L. Hansen

EXECUTIVE
Col Robert J. McCordick

Assistant Secretary INSTALLATIONS & LOGISTICS
Philip N. Whitaker

EXECUTIVE
Col Gerald E. Neubury

Assistant Secretary FINANCIAL MANAGEMENT
Spencer J. Schedler

EXECUTIVE
Col James L. Jones

Assistant Secretary MANPOWER & RESERVE AFFAIRS
Richard J. Borda

EXECUTIVE
Col John F. Laffar

DEPUTY ASSISTANT SECRETARY RESEARCH & DEVELOPMENT
Joe C. Jones

DEPUTY FOR DEVELOPMENT
Franklin J. Boss

DEPUTY ASSISTANT SECRETARY PROGRAMS & PRODUCTION
Donald R. Jackson

DEPUTY ASSISTANT SECRETARY PROCUREMENT
Aaron J. Rozelle

PRINCIPAL DEPUTY ASSISTANT SECRETARY FINANCIAL MANAGEMENT
T. D. Moran, Jr.

DEPUTY FOR PROGRAM BUDGET
John J. Holleran

DEPUTY ASSISTANT SECRETARY PERSONNEL POLICY
James P. O'Keefe

DEPUTY FOR RESERVE AFFAIRS AND EDUCATION
James P. Gillman

DEPUTY FOR RESEARCH
DAVID H. S. NICCOLI

DEPUTY FOR DEVELOPMENT
Cahin B. Hargis, Jr.

DEPUTY ASSISTANT SECRETARY INSTALLATIONS
Linda E. Turner

DEPUTY FOR SUPPLY & MAINTENANCE
Lloyd K. Massmann, II

ASSISTANT FOR FINANCIAL SYSTEMS
Vincent C. Payne

ASSISTANT FOR BUDGET PROGRAMS
Richard R. Dehart

BOARD FOR THE CORRECTION OF MILITARY RECORDS
EXECUTIVE SECRETARY
J. T. Harbin

DEPUTY FOR SECURITY POLICY
John E. Whelan

DEPUTY FOR LABORATORIES
W. L. Lehmann

DEPUTY FOR TECHNICAL INFORMATION SYSTEMS
Robert H. Scherer

ASSISTANT FOR AERONAUTICS
Laurence K. Latta, Jr.

DEPUTY FOR COMBINATION & COMMUNICATIONS
John W. Puffy

SPECIAL ASSISTANT FOR SUPERIOR QUALITY
SAPSL


ASSISTANT FOR ANALYSIS
Lt Col Charles H. Neusch

PERSONNEL COORDINATOR
Maj Gen Dudley E. Fauer

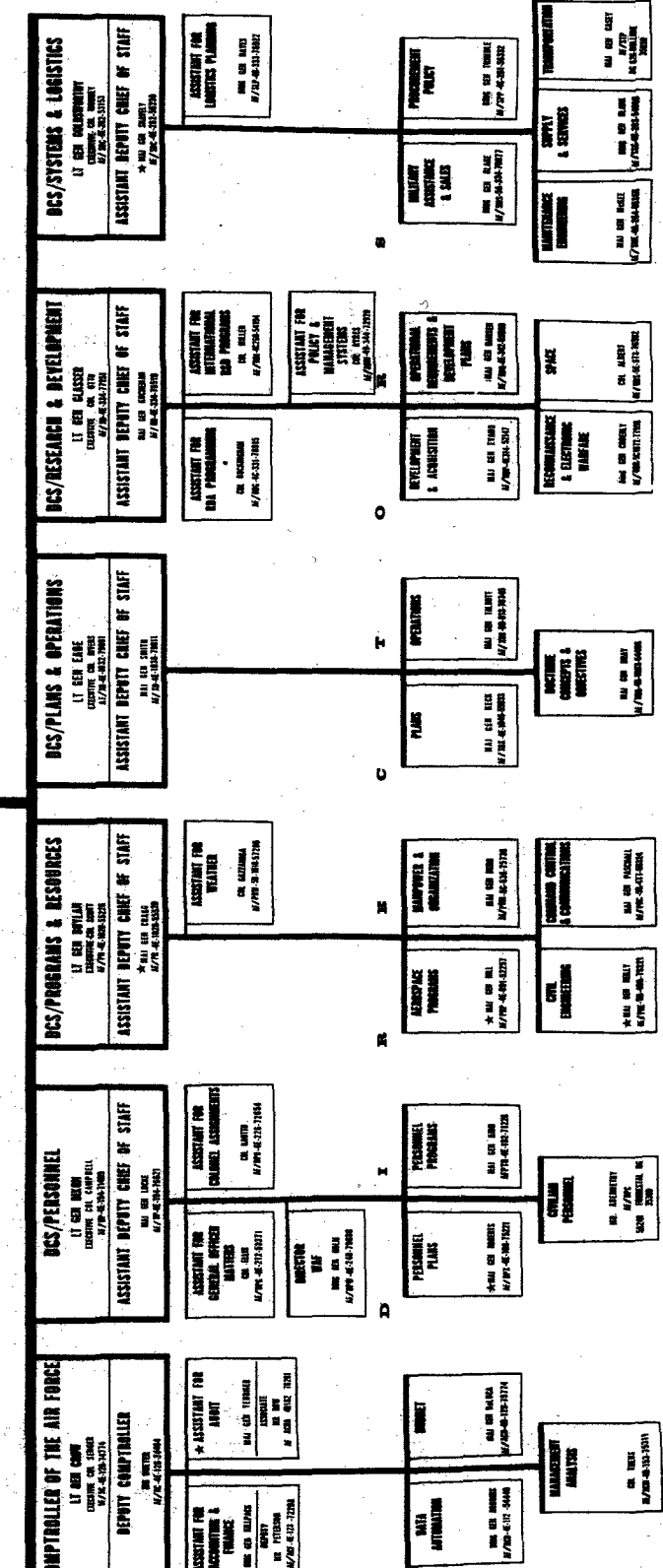
UNCLASSIFIED

UNCLASSIFIED

UNCLASSIFIED



AIR STAFF
DEPARTMENT OF THE AIR FORCE



* INDICATES CHANGES SINCE PREVIOUS ISSUE

UNCLASSIFIED

UNCLASSIFIED

XV

SECRETARY OF DEFENSE AND EXECUTIVES AND COMMANDERS OF THE UNITED STATES AIR FORCE
DURING FY 1971

		<u>TENURE</u>
		<u>FROM</u> <u>TO</u>
SECRETARY OF DEFENSE	HON MELVIN R. LAIRD	22 Jan 1969 -
	HON CLARK M. CLIFFORD	1 Mar 1968 - 20 Jan 1969
SECRETARY OF THE AIR FORCE	HON ROBERT C. SEAMANS, JR.	15 Feb 1969 -
	HON HAROLD BROWN	30 Sep 1965 - 15 Feb 1969
Under Secretary of the Air Force	Dr. John L. McLucas Don Townsend Hoopes	17 Mar 1969 - 2 Oct 1967 - 3 Feb 1969
General Counsel	Maj Jack L. Stempler Hon John M. Steadman	6 Jan 1970 - 29 Apr 1968 - 5 Jan 1970
Administrative Assistant	Hon Thomas W. Nelson Hon John A. Lang, Jr.	27 Sep 1971 - 17 Feb 1964 - 18 Aug 1971
Legislative Liaison	Maj Gen John D. Giraud Maj Gen John R. Murphy	15 Jun 1970 - 1 Aug 1968 - 12 Jun 1970
Information	Maj Gen Henry L. Hogan, III Maj Gen William C. Garland	16 Jul 1969 - 1 Jun 1967 - 16 Jun 1969
Space Systems	Col David D. Bradburn Col Edwin F. Sweeney	Jun 1971 - Aug 1970 - Jun 1971
Assistant Secretary, Research and Development	Hon Grant L. Hansen Dr. Alexander H. Flax	17 Mar 1969 - 8 Jul 1963 - 15 Mar 1969
Assistant Secretary, Installations and Logistics	Hon Philip N. Whittaker Hon Robert H. Charles	7 May 1969 - 29 Nov 1963 - 5 May 1969
Assistant Secretary, Financial Management	Hon Spencer J. Schedler Hon Thomas H. Nielsen	24 Jun 1969 - 1 Jan 1968 - 23 Jun 1969
Assistant Secretary, Manpower and Reserve Affairs	Hon Richard J. Borda Mr. James E. Goode (Acting)	10 Oct 1970 - Apr 1970 - Oct 1970
CHIEF OF STAFF	GEN JOHN D. RYAN	1 Aug 1969 -
	GEN JOHN P. McCONNELL	1 Feb 1965 - 31 Jul 1969
Vice Chief of Staff	Gen John C. Meyer Gen John D. Ryan	1 Aug 1969 - 1 Aug 1968 - 31 Jul 1969
Assistant Vice Chief of Staff	Lt Gen Austin J. Russell Lt Gen John W. Carpenter, III	1 Aug 1970 - 1 Aug 1969 - 31 Jul 1970
The Judge Advocate General	Maj Gen James S. Cheney Maj Gen Robert W. Manss	30 Sep 1969 - 1 Oct 1964 - 30 Sep 1969
The Inspector General	Lt Gen Selmon W. Wells Lt Gen Joseph H. Moore	4 Mar 1969 - 1 Aug 1967 - 28 Feb 1969
Chief of Operations Analysis	Mr. Ross S. Thackeray	18 May 1967 -
USAF Scientific Advisory Board	Dean Courtland D. Perkins	1 May 1969 -
Chief of Chaplains	Maj Gen Roy M. Terry Maj Gen Edwin R. Chess	1 Aug 1970 1 Aug 1966 - 31 Jul 1970
Surgeon General	Lt Gen Alonzo A. Towner Lt Gen Kenneth E. Fletcher	1 May 1970 - 1 Dec 1967 - 30 Apr 1970
Office of Air Force Reserve	Maj Gen Homer I. Lewis Maj Gen Tom E. Marchbanks, Jr.	8 Apr 1971 - 16 Feb 1968 - 7 Apr 1971

UNCLASSIFIED

UNCLASSIFIED

SECRETARY OF DEFENSE AND EXECUTIVES AND COMMANDERS OF THE UNITED STATES AIR FORCE
DURING FY 1971 (CONTINUED)

		<u>FROM</u>	<u>TENURE</u>	<u>TO</u>
CHIEF OF STAFF (Continued)				
Assistant Chief of Staff, Intelligence	Maj Gen Rockly Triantafellu Maj Gen Jamie M. Philpott	11 Nov 1969 - 1 May 1969 -		31 Oct 1969
Assistant Chief of Staff, Studies and Analysis	Maj Gen Glenn A. Kent Maj Gen H. A. Davis	1 Aug 1968 - 12 Jul 1965 -		31 Jul 1968
Comptroller of the Air Force	Lt Gen Duward L. Crow Lt Gen Theodore R. Milton	17 Mar 1969 - 1 Aug 1967 -		16 Mar 1969
Deputy Chief of Staff, Personnel	Lt Gen Robert J. Dixon Lt Gen Austin J. Russell	1 Aug 1970 - 1 Aug 1969 -		31 Jul 1970
Deputy Chief of Staff, Programs and Resources	Lt Gen George S. Boylan, Jr. Lt Gen Lucius D. Clay, Jr.	1 Aug 1969 - 1 Aug 1968 -		31 Jul 1969
Deputy Chief of Staff, Plans and Operations	Lt Gen George J. Eade Lt Gen Russell E. Dougherty	1 Apr 1971 - 11 Feb 1970 -		31 Mar 1971
Deputy Chief of Staff, Research and Development	Lt Gen Otto J. Glasser Lt Gen Marvin McNickle	1 Feb 1970 - 1 Feb 1969 -		31 Jan 1970
Deputy Chief of Staff, Systems and Logistics	Lt Gen Harry E. Goldsworthy Lt Gen Robert G. Ruegg	1 Aug 1969 - 1 Aug 1967 -		31 Jul 1969
MAJOR COMMANDS AND SEPARATE OPERATING AGENCIES				
Aeronautical Chart and Information Center (ACIC)	Col Byron L. Schatzley Col Edwin L. Sterling	Jun 1970 - 1 Nov 1968 -		Jul 1970
Aerospace Defense Command (ADC)	Lt Gen Thomas K. McGehee Lt Gen Arthur C. Agan	1 Mar 1970 - 1 Aug 1967 -		28 Feb 1970
Air Force Accounting and Finance Center (AFAPC)	Brig Gen Edwin S. Wittbrodt Col James O. Gross	1 Aug 1968 - 1 Jan 1968 -		31 Jul 1968
Air Force Communications Service (AFCS)	Maj Gen Paul R. Stoney Maj Gen Robert W. Paulson	1 Aug 1969 - 15 Jul 1967 -		31 Jul 1969
Air Force Data Systems Design Center (AFDSDC)	Col Robert A Bass Col Jack M. MacGregor	Jul 1971 - 31 Jul 1969 -		Jun 1971
Air Force Logistics Command (AFLC)	Gen Jack G. Merrell Gen Thomas P. Gerrity	29 Mar 1968 - 1 Aug 1967 -		24 Feb 1968
Air Force Reserve (AFRES)	Maj Gen Rollin B. Moore, Jr. Lt Gen Henry Viccellio	1 Aug 1968 - 1 Aug 1966 -		31 Jul 1968
Air Force Systems Command (AFSC)	Gen Geogre S. Brown Gen James Ferguson	1 Sep 1970 - 1 Sep 1966 -		31 Aug 1970
Air Reserve Personnel Center (AFRPC)	Col Benjamin S. Catlin, III Col Leland A. Walker, Jr.	Jan 1970 - 1 Aug 1968 -		Dec 1969
Air Training Command (ATC)	Lt Gen George B. Simmler Lt Gen Sam Maddux, Jr.	1 Sep 1970 - 1 Jul 1966 -		31 Aug 1970
Air University (AU)	Lt Gen Alban C. Gillem II Lt Gen Albert P. Clark	1 Aug 1970 - 1 Aug 1968 -		30 Sep 1970
Alaskan Air Command (AAC)	Maj Gen Joseph A. Cunningham Maj Gen Thomas E. Moore	1 Aug 1969 - 15 Nov 1966 -		31 Jul 1969

UNCLASSIFIED

UNCLASSIFIED

XVII

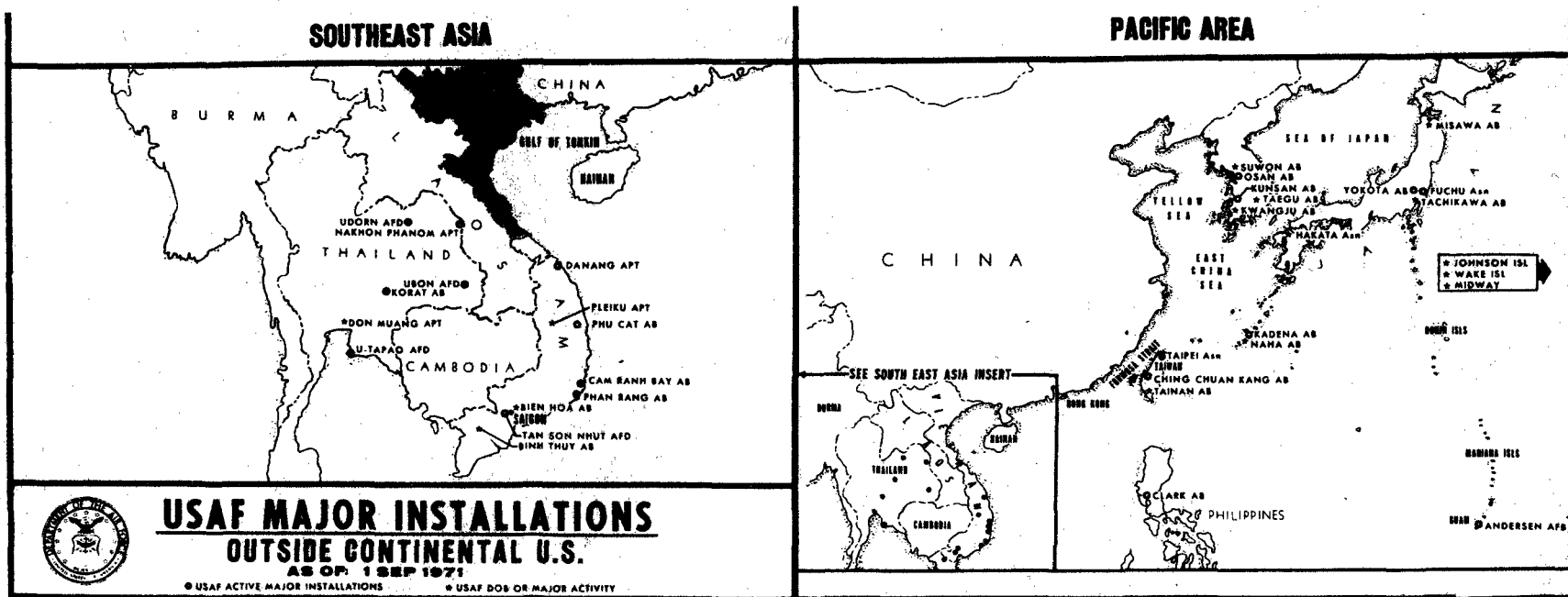
SECRETARY OF DEFENSE AND EXECUTIVES AND COMMANDERS OF THE UNITED STATES AIR FORCE
DURING FY 1971 (CONTINUED)

		<u>FROM</u>	<u>TENURE</u>	<u>TO</u>
MAJOR COMMANDS AND SEPARATE OPERATING AGENCIES (Continued)				
Headquarters Command, USAF (Hq Comd, USAF)	Maj Gen Nils O. Ohman		5 Jul 1968 -	
	Maj Gen Milton B. Adams		1 Dec 1967 -	30 Jun 1968
Military Airlift Command (MAC)	Gen Jack J. Catton		1 Aug 1969 -	
	Gen Howell M. Estes, Jr.		19 Jul 1964 -	31 Jul 1969
Pacific Air Forces (PACAF)	Gen Lucius D. Clay, Jr.		1 Aug 1970 -	
	Gen Joseph J. Nazzaro		1 Aug 1968 -	31 Jul 1970
Strategic Air Command (SAC)	Gen Bruce K. Holloway		1 Aug 1968 -	
	Gen Joseph J. Nazzaro		1 Feb 1967 -	31 Jul 1968
Tactical Air Command (TAC)	Gen William W. Monyer		1 Aug 1968 -	
	Gen Gabriel P. Discosway		1 Aug 1965 -	31 Jul 1968
USAF Academy (USAFA)	Lt Gen Albert P. Clark		1 Aug 1970 -	
	Lt Gen Thomas S. Moorman		1 Jul 1965 -	31 Jul 1970
US Air Forces in Europe (USAFE)	Gen David C. Jones		1 Sep 1971 -	
	Gen Joseph R. Holzapple		1 Feb 1969 -	31 Aug 1971
USAF Security Service (USAFSS)	Maj Gen Carl W. Stapleton		1 Aug 1969 -	
	Maj Gen Louis E. Coria		1 Nov 1965 -	31 Jul 1969
USAF Southern Command (USAFSO)	Maj Gen Kenneth O. Sanborn		15 Jun 1968 -	
	Maj Gen Reginald J. Clizbe		8 Aug 1966 -	14 Jun 1968

Source: Assistant for General Officers Matters, Deputy Chief of Staff Personnel, and Data Applications Division, Data Services Center, Comptroller of the Air Force.

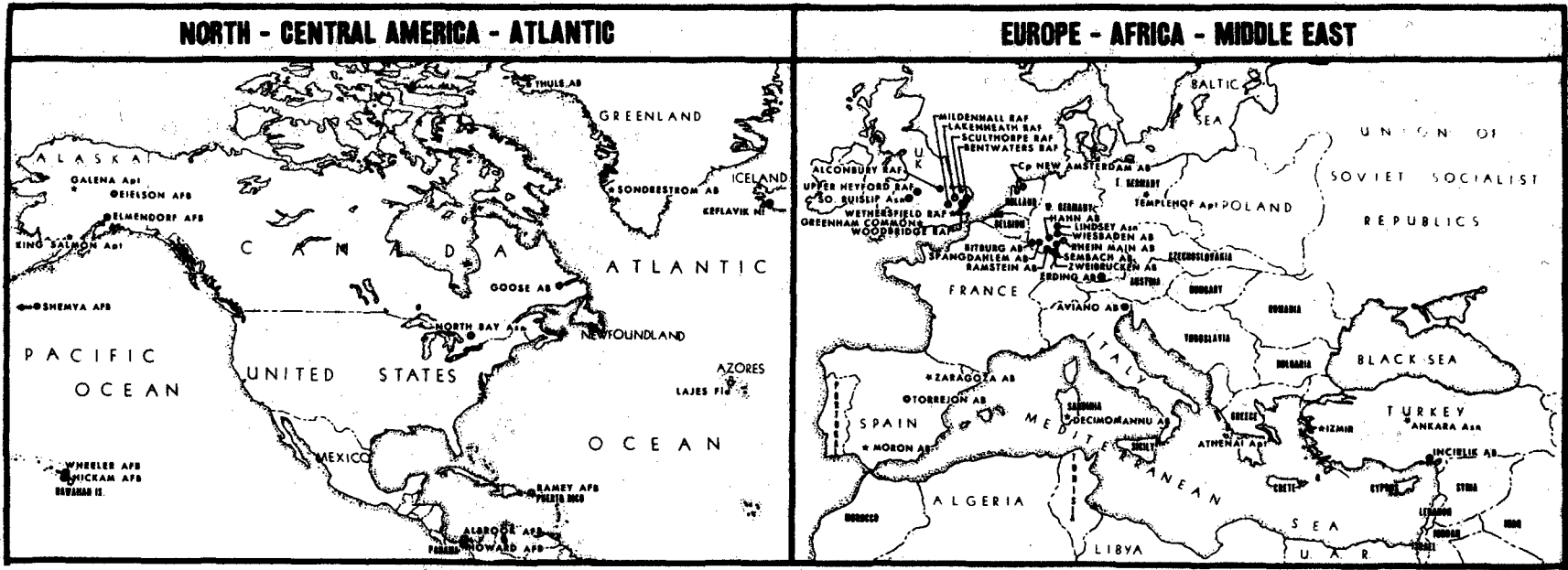
UNCLASSIFIED

UNCLASSIFIED



UNCLASSIFIED

UNCLASSIFIED



UNCLASSIFIED



Air Force Units & Capabilities



PART I



CONFIDENTIAL
(This page is Unclassified.)
AIR FORCE UNITS AND CAPABILITIES

PART I

INTRODUCTION

Data in this section provide a summary of all USAF combat and flying support squadrons.

The tables contain data reflecting number and kind of squadrons; type of aircraft or missiles; command of assignment; deployment by geographical area; and combat readiness of squadrons, aircraft, missiles, aircrews and launch crews.

FUNCTIONS

The Forces have the following primary tasks:

STRATEGIC - OFFENSIVE - Long-range weapons delivery.

STRATEGIC - DEFENSIVE - Defending against enemy aerospace attack.

GENERAL PURPOSE - Attaining air superiority over battle areas, providing close air support, interdicting enemy supply and communications facilities and providing air logistics support.

INTELLIGENCE AND COMMUNICATIONS - Specified technical services.

AIRLIFT - Deployment of personnel and equipment and air supply.

CONFIDENTIAL
(This page is Unclassified)

CONFIDENTIAL

TABLE I -- ACTIVE USAF ORGANIZATIONS BY MAJOR AIR COMMAND AND SEPARATE OPERATING AGENCY, WORLD-WIDE--30 JUN 1971

ORGANIZATION	TOTAL	ACIC	AAC	ADC	AFCS	AFAFC	AFLC	AFSC	ATC	AU	AFR	DSC	HQC USAF	MAC	PAF	RPC	SAC	TAC	USAFA	AFE	USAFSO	USAFSS
Headquarters USAF	1	-	-	-	-	-	-	-	-	-	-	-	-	-	-	-	-	-	-	-	-	-
Major Air Command and/ or Separate Operating Agencies	21	1	1	1	1	1	1	1	1	1	1	1	1	1	1	1	1	1	1	1	1	1
Air Forces - Named	1	-	-	1	-	-	-	-	-	-	-	-	-	-	-	-	-	-	-	-	-	-
Air Forces - Numbered	14	-	-	-	-	-	-	-	-	-	-	-	-	2	3	-	3	3	-	3	-	-
Areas - Air Materiel	5	-	-	-	-	-	5	-	-	-	-	-	-	-	-	-	-	-	-	-	-	-
Centers - Named	27	-	-	1	1	-	4	7	6	-	-	-	1	4	-	-	-	2	-	-	-	1
Services	6	-	-	-	-	-	-	-	1	-	-	-	1	4	-	-	-	-	-	-	-	-
Divisions	30	-	-	6	-	-	-	6	-	-	-	-	1	-	5	-	9	3	-	-	-	-
Areas - Communications	5	-	-	-	5	-	-	-	-	-	-	-	-	-	-	-	-	-	-	-	-	-
Wings	160	-	1	2	1	-	1	4	13	1	-	-	2	25	21	-	46	28	-	13	1	1
Regions	14	-	-	-	5	-	-	-	-	-	3	-	4	-	-	-	-	-	-	-	-	2
Groups	264	-	2	22	24	-	7	18	38	2	1	-	15	13	23	-	30	30	-	24	1	14
Squadrons	1,943	2	35	126	188	-	10	35	179	6	2	-	46	178	253	-	404	296	-	151	7	25
Flights	29	-	-	-	-	-	-	2	-	1	-	-	2	4	7	-	-	10	-	3	-	-
College and Schools	17	-	-	-	-	-	-	1	8	4	-	-	-	-	-	-	-	2	1	-	1	-
Bands	25	-	1	1	-	-	1	-	4	1	1	-	1	2	3	-	4	3	1	1	1	-
Hospitals	108	-	2	3	1	-	3	3	11	1	-	-	-	4	12	-	25	33	1	9	-	-
Dispensaries	49	-	2	8	-	-	2	4	3	-	-	-	-	4	20	-	3	2	-	-	1	-
Miscellaneous	32	-	-	1	-	-	3	19	-	5	-	-	1	-	1	-	-	1	-	-	-	1
AIR RESERVE																						
Wings	12	-	-	-	-	-	-	-	-	-	12	-	-	-	-	-	-	-	-	-	-	-
Groups	39	-	-	-	-	-	-	-	-	-	39	-	-	-	-	-	-	-	-	-	-	-
Squadrons	388	-	-	-	-	-	-	-	-	-	383	-	-	-	-	-	-	-	-	-	-	-
Flights	255	-	-	-	-	-	-	-	-	-	255	-	-	-	-	5	-	-	-	-	-	-
Hospitals	10	-	-	-	-	-	-	-	-	-	10	-	-	-	-	-	-	-	-	-	-	-
Dispensaries	24	-	-	-	-	-	-	-	-	-	24	-	-	-	-	-	-	-	-	-	-	-

Source: Data Applications Division, Data Services Center, Comptroller of the Air Force

DOWNGRADE AT 3 YEAR INTERVALS;
 DECLASSIFIED AFTER 12 YEARS.
 DOD DIR. 5200.10

CONFIDENTIAL

TABLE 2 -- USAF COMBAT FORCES BY KIND OF UNIT, WORLD-WIDE, AT END OF QUARTER -- FY 1971

KIND OF UNIT	30 SEP 1970	31 DEC 1970	31 MAR 1971	30 JUN 1971
<u>STRATEGIC - OFFENSIVE</u>				
Bomb, Heavy	28	28	27	27
Bomb, Medium	1	2	3	3
Strategic Reconnaissance	2	2	2	1
Air Refueling	40	40	40	40
Missile Augmentation (AFM-28) (B-52 Squadrons)	17	17	17	17
Strategic Missile	26	26	26	26
Post Attack Command Control System	3	3	3	3
<u>STRATEGIC - DEFENSIVE</u>				
Fighter Interceptor <u>a/</u>	14	14	14	11
Airborne Early Warning and Control	2	2	2	2
Defense System Evaluation	3	2	2	2
Air Defense Missile	5	5	5	5
<u>GENERAL PURPOSE</u>				
Tactical Bomb	1	1	1	1
Tactical Fighter	80	77	76	73
Fighter/Attack <u>a/</u>	3	2	2	1
Tactical Reconnaissance	19	17	16	14
Tactical Electronic Warfare	5	5	5	5
Special Operations	19	18	18	16
Tactical Airlift	33	32	31	28
Tactical Air Control System (Southeast Asia)	6	6	5	7
Tactical Air Control System (Other)	2	2	2	-
Defense Communications Planning Group	2	2	2	-
Airborne Command Post (CINCS)	2	2	2	2
<u>INTELLIGENCE AND COMMUNICATIONS</u>				
Mapping, Charting and Geodesy	2	2	2	2
Weather Service	5	5	5	5
Aerospace Rescue/Recovery	16	16	16	15
National Emergency Airborne Command Post	1	1	1	1
<u>AIRLIFT</u>				
<u>Industrial Fund</u>				
Military Airlift	18	18	18	18
Aeromedical Airlift	1	1	1	1
<u>Non-Industrial Fund</u>				
Aeromedical Airlift	2	2	2	2

a/ Fighter Interceptor, F/TF-102A, in PACAF, and Iceland included in General Purpose Forces, Fighter/Attack.

Source: Data Applications Division, Data Services Center, Comptroller of the Air Force

DOWNGRADE AT 3 YEAR INTERVALS; DECLASSIFIED AFTER 12 YEARS. DOD DIR. 5200.10
--

SECRET

TABLE 3 - USAF COMBAT FORCES BY KIND OF UNIT, BY

KIND OF UNIT	JUL 1970	AUG	SEP	OCT	NOV	DEC
	CONTINENTAL					
<u>STRATEGIC - OFFENSIVE</u>						
<u>Bomb - Total</u>	<u>23</u>	<u>24</u>	<u>24</u>	<u>24</u>	<u>24</u>	<u>26</u>
B-52	22	23	23	23	23	24
FB-111A/B.	1	1	1	1	1	2
<u>Strategic Reconnaissance - Total</u>	<u>2</u>	<u>2</u>	<u>2</u>	<u>2</u>	<u>2</u>	<u>2</u>
SR-71A	2	2	2	2	2	2
<u>Air Refueling - Total</u>	<u>31</u>	<u>30</u>	<u>31</u>	<u>32</u>	<u>32</u>	<u>32</u>
KC-135A/Q.	31	30	31	32	32	32
<u>Post-Attack Command Control System (PACCS) - Total</u>	<u>3</u>	<u>3</u>	<u>3</u>	<u>3</u>	<u>3</u>	<u>3</u>
EC-135A/C/G/L.	3	3	3	3	3	3
<u>Missile Augmentation - Total</u>	<u>16</u>	<u>16</u>	<u>16</u>	<u>16</u>	<u>16</u>	<u>16</u>
ACM-28B.	16	16	16	16	16	16
<u>Strategic Missile - Total</u>	<u>26</u>	<u>26</u>	<u>26</u>	<u>26</u>	<u>26</u>	<u>26</u>
LGM-25C.	6	6	6	6	6	6
LGM-30B/G.	10	10	10	10	10	10
LGM-30F.	10	10	10	10	10	10
<u>STRATEGIC - DEFENSIVE</u>						
<u>Fighter Interceptor - Total</u>	<u>14</u>	<u>14</u>	<u>14</u>	<u>14</u>	<u>14</u>	<u>14</u>
F-101B/F	3	3	3	3	3	3
F-106A/B	11	11	11	11	11	11
<u>Airborne Early Warning and Control - Total</u>	<u>2</u>	<u>2</u>	<u>2</u>	<u>2</u>	<u>2</u>	<u>2</u>
EC-121	2	2	2	2	2	2
<u>Defense System Evaluation - Total</u>	<u>3</u>	<u>3</u>	<u>3</u>	<u>2</u>	<u>2</u>	<u>2</u>
B/EB-57, F-100C/F.	3	3	3	2	2	2
<u>Air Defense Missile - Total</u>	<u>5</u>	<u>5</u>	<u>5</u>	<u>5</u>	<u>5</u>	<u>5</u>
CIM-10B.	5	5	5	5	5	5
<u>GENERAL PURPOSE</u>						
<u>Tactical Bomb - Total</u>	<u>1</u>	<u>1</u>	-	-	-	-
B-57G.	1	1	-	-	-	-

SECRET

DOWNGRADE AT 3 YEAR INTERVALS;
 DECLASSIFIED AFTER 12 YEARS.
 DOD DIR. 5200.10

GEOGRAPHICAL AREA, WORLD-WIDE AT END OF QUARTER -- FY 1971

JAN 1971	FEB	MAR	APR	MAY	JUN	KIND OF UNIT
UNITED STATES						
						<u>STRATEGIC - OFFENSIVE</u>
<u>25</u>	<u>26</u>	<u>26</u>	<u>26</u>	<u>26</u>	<u>25</u>	<u>Bomb - Total</u>
23	23	23	23	23	22	B-52
2	3	3	3	3	3	FB-111A/B
<u>2</u>	<u>2</u>	<u>2</u>	<u>1</u>	<u>1</u>	<u>1</u>	<u>Strategic Reconnaissance - Total</u>
2	2	2	1	1	1	SR-71A
<u>31</u>	<u>30</u>	<u>32</u>	<u>32</u>	<u>32</u>	<u>33</u>	<u>Air Refueling - Total</u>
31	30	32	32	32	33	KC-135A/Q
<u>3</u>	<u>3</u>	<u>3</u>	<u>3</u>	<u>3</u>	<u>3</u>	<u>Post-Attack Command Control System (PACCS) - Total</u>
3	3	3	3	3	3	EC-135A/C/G/L
<u>16</u>	<u>16</u>	<u>16</u>	<u>16</u>	<u>16</u>	<u>16</u>	<u>Missile Augmentation - Total</u>
16	16	16	16	16	16	AGM-28B
<u>26</u>	<u>26</u>	<u>26</u>	<u>26</u>	<u>26</u>	<u>26</u>	<u>Strategic Missile - Total</u>
6	6	6	6	6	6	LGM-25C
10	10	10	10	10	10	LGM-30B/G
10	10	10	10	10	10	LGM-30F
						<u>STRATEGIC - DEFENSIVE</u>
<u>14</u>	<u>14</u>	<u>14</u>	<u>11</u>	<u>11</u>	<u>11</u>	<u>Fighter Interceptor - Total</u>
3	3	3	-	-	-	F-101B/F
11	11	11	11	11	11	F-106A/B
<u>2</u>	<u>2</u>	<u>2</u>	<u>2</u>	<u>2</u>	<u>2</u>	<u>Airborne Early Warning and Control - Total</u>
2	2	2	2	2	2	EC-121
<u>2</u>	<u>2</u>	<u>2</u>	<u>2</u>	<u>2</u>	<u>2</u>	<u>Defense System Evaluation - Total</u>
2	2	2	2	2	2	B/EB-57, F-100C/F
<u>5</u>	<u>5</u>	<u>5</u>	<u>5</u>	<u>5</u>	<u>5</u>	<u>Air Defense Missile - Total</u>
5	5	5	5	5	5	CDM-10B
						<u>GENERAL PURPOSE</u>
-	-	-	-	-	-	<u>Tactical Bomb - Total</u>
-	-	-	-	-	-	B-57G

SECRET

TABLE 3 - USAF COMBAT FORCES BY KIND OF UNIT, BY

KIND OF UNIT	JUL 1970	AUG	SEP	OCT	NOV	DEC
	CONTINENTAL					
<u>GENERAL PURPOSE (Continued)</u>						
<u>Tactical Fighter - Total</u>	<u>25</u>	<u>25</u>	<u>24</u>	<u>30</u>	<u>31</u>	<u>29</u>
A-7D	1	1	1	1	2	2
F-4D	7	6	2	5	5	5
F-4E	8	9	9	12	12	10
F-100D/F	1	1	4	4	4	4
F-105B/D/F	3	3	3	3	3	3
F-111A	3	3	3	3	3	3
F-111E	2	2	2	2	2	2
<u>Tactical Reconnaissance - Total</u>	<u>8</u>	<u>8</u>	<u>8</u>	<u>8</u>	<u>8</u>	<u>8</u>
RF-4C	6	6	6	6	7	7
RF-101A/C	2	2	2	2	1	1
<u>Special Operations - Total</u>	<u>5</u>	<u>5</u>	<u>5</u>	<u>5</u>	<u>5</u>	<u>5</u>
UH-1F/N/P, CH-3E, U-10B, A-37B, CH-53C, AC-119K, C/UC-123K, C-130E	5	5	5	5	5	5
<u>Tactical Airlift - Total</u>	<u>10</u>	<u>11</u>	<u>11</u>	<u>10</u>	<u>11</u>	<u>11</u>
C-130A	2	2	2	2	2	2
C-130E	8	9	9	8	9	9
<u>Tactical Air Control System (Other) - Total</u>	<u>2</u>	<u>2</u>	<u>2</u>	<u>2</u>	<u>2</u>	<u>2</u>
O-2A	2	2	2	2	2	2
<u>INTELLIGENCE AND COMMUNICATIONS</u>						
<u>Mapping, Charting and Geodesy - Total</u>	<u>2</u>	<u>2</u>	<u>2</u>	<u>2</u>	<u>2</u>	<u>2</u>
CH-3E, KC/RC-135A	1	1	1	1	1	1
RC-130A	1	1	1	1	1	1
<u>Weather Service - Total</u>	<u>2</u>	<u>2</u>	<u>2</u>	<u>2</u>	<u>2</u>	<u>2</u>
WC-130B, WC-135B	1	1	1	1	1	1
RB-57C/F	1	1	1	1	1	1
<u>Aerospace Rescue/Recovery - Total</u>	<u>3</u>	<u>3</u>	<u>3</u>	<u>3</u>	<u>3</u>	<u>3</u>
HC-130H/N/P	3	3	3	3	3	3
<u>National Emergency Airborne Command Post - Total</u>	<u>1</u>	<u>1</u>	<u>1</u>	<u>1</u>	<u>1</u>	<u>1</u>
EC-135J	1	1	1	1	1	1
<u>AIRLIFT</u>						
<u>Industrial Fund</u>						
<u>Military Airlift - Total</u>	<u>17</u>	<u>18</u>	<u>18</u>	<u>18</u>	<u>18</u>	<u>18</u>
C-5A	1	1	1	1	1	1

SECRET

DOWNGRADE AT 3 YEAR INTERVALS; DECLASSIFIED AFTER 12 YEARS. DOD DIR. 5200.10
--

GEOGRAPHICAL AREA, WORLD-WIDE AT END OF MONTH - FY 1971 (CONTINUED)

JAN 1971	FEB	MAR	APR	MAY	JUN	KIND OF UNIT
UNITED STATES						
						<u>GENERAL PURPOSE</u> (Continued)
<u>30</u>	<u>30</u>	<u>29</u>	<u>27</u>	<u>28</u>	<u>26</u>	<u>Tactical Fighter - Total</u>
2	2	3	2	3	3	A-7D
5	4	4	4	4	4	F-4D
11	12	11	11	11	11	F-4E
4	4	4	4	4	2	F-100D/F
3	3	3	3	3	3	F-105B/D/F
3	3	3	3	3	3	F-111A
1	2	1	-	-	-	F-111E
<u>7</u>	<u>7</u>	<u>8</u>	<u>7</u>	<u>7</u>	<u>6</u>	<u>Tactical Reconnaissance - Total</u>
7	7	8	7	7	6	RF-4C
-	-	-	-	-	-	RF-101A/C
<u>2</u>	<u>2</u>	<u>2</u>	<u>2</u>	<u>4</u>	<u>4</u>	<u>Special Operations - Total</u>
5	5	5	5	4	4	UH-1F/N/P, CH-3E, U-10B, A-37B, CH-53C, AC-119K, C/UC-123K, C-130E
<u>11</u>	<u>11</u>	<u>11</u>	<u>12</u>	<u>11</u>	<u>12</u>	<u>Tactical Airlift - Total</u>
2	2	2	2	2	2	C-130A
9	9	9	10	9	10	C-130E
<u>2</u>	<u>2</u>	<u>2</u>	<u>2</u>	<u>2</u>	<u>1</u>	<u>Tactical Air Control System (Other) - Total</u>
2	2	2	2	2	1	O-2A
						<u>INTELLIGENCE AND COMMUNICATIONS</u>
<u>2</u>	<u>2</u>	<u>2</u>	<u>2</u>	<u>2</u>	<u>2</u>	<u>Mapping, Charting and Geodesy - Total</u>
1	1	1	1	1	1	CH-3E, KC/RC-135A
1	1	1	1	1	1	RC-130A
<u>2</u>	<u>2</u>	<u>2</u>	<u>2</u>	<u>2</u>	<u>2</u>	<u>Weather Service - Total</u>
1	1	1	1	1	1	WC-130B, WC-135B
1	1	1	1	1	1	RB-57C/F
<u>2</u>	<u>2</u>	<u>2</u>	<u>2</u>	<u>2</u>	<u>2</u>	<u>Aerospace Rescue/Recovery - Total</u>
3	3	3	3	3	3	HC-130H/N/P
<u>1</u>	<u>1</u>	<u>1</u>	<u>1</u>	<u>1</u>	<u>1</u>	<u>National Emergency Airborne Command Post - Total</u>
1	1	1	1	1	1	EC-135J
						<u>AIRLIFT</u>
						<u>Industrial Fund</u>
<u>18</u>	<u>18</u>	<u>18</u>	<u>18</u>	<u>18</u>	<u>18</u>	<u>Military Airlift - Total</u>
1	1	2	3	3	3	C-5A

SECRET

TABLE 3 - USAF COMBAT FORCES BY KIND OF UNIT, BY

KIND OF UNIT	JUL 1970	AUG	SEP	OCT	NOV	DEC
	CONTINENTAL					
<u>AIRLIFT (Continued)</u>						
<u>Industrial Fund (Continued)</u>						
<u>Military Airlift (Continued)</u>						
C-133A/B.	2	3	3	3	3	3
C-141A.	14	14	14	14	14	14
<u>Aeromedical Airlift - Total</u>	<u>1</u>	<u>1</u>	<u>1</u>	<u>1</u>	<u>1</u>	<u>1</u>
C-9A.	1	1	1	1	1	1
	EUROPE (England, Germany, Italy,					
<u>STRATEGIC - OFFENSIVE</u>						
<u>Air Refueling - Total</u>	<u>1</u>	<u>1</u>	<u>1</u>	<u>1</u>	<u>1</u>	<u>1</u>
KC-135A/Q	1	1	1	1	1	1
<u>GENERAL PURPOSE</u>						
<u>Tactical Fighter - Total</u>	<u>21</u>	<u>20</u>	<u>22</u>	<u>21</u>	<u>21</u>	<u>21</u>
F-4C.	3	3	3	3	3	3
F-4D.	5	5	9	5	5	5
F-4E.	7	7	7	7	7	7
F-100D/F.	6	5	5	5	5	4
F-111E.	-	-	1	1	1	2
<u>Tactical Reconnaissance - Total</u>	<u>2</u>	<u>2</u>	<u>2</u>	<u>2</u>	<u>2</u>	<u>2</u>
RF-4C	5	5	5	5	5	5
<u>Tactical Electronic Warfare - Total</u>	<u>1</u>	<u>1</u>	<u>1</u>	<u>1</u>	<u>1</u>	<u>1</u>
EB-66C/E.	1	1	1	1	1	1
<u>Special Operations - Total</u>	<u>1</u>	<u>1</u>	<u>1</u>	<u>1</u>	<u>1</u>	<u>1</u>
C-47A, C-130E	1	1	1	1	1	1
<u>Tactical Airlift - Total</u>	<u>2</u>	<u>2</u>	<u>2</u>	<u>2</u>	<u>2</u>	<u>2</u>
C-130E.	3	2	2	3	2	2
<u>Airborne Command Post (CINCS) - Total</u>	<u>1</u>	<u>1</u>	<u>1</u>	<u>1</u>	<u>1</u>	<u>1</u>
EC-135H	1	1	1	1	1	1
<u>INTELLIGENCE AND COMMUNICATIONS</u>						
<u>Aerospace Rescue/Recovery - Total</u>	<u>1</u>	<u>1</u>	<u>1</u>	<u>1</u>	<u>1</u>	<u>1</u>
HH-3E, HC-130H/N.	1	1	1	1	1	1

SECRET

DOWNGRADE AT 3 YEAR INTERVALS;
 DECLASSIFIED AFTER 12 YEARS.
 DOD DIR. 5200.10

GEOGRAPHICAL AREA, WORLD-WIDE AT END OF MONTH - FY 1971 (CONTINUED)

JAN 1971	FEB	MAR	APR	MAY	JUN	KIND OF UNIT
<u>UNITED STATES (Continued)</u>						<u>AIRLIFT (Continued)</u> <u>Industrial Fund (Continued)</u> <u>Military Airlift (Continued)</u> C-133A/B C-141A <u>Aeromedical Airlift - Total</u> C-9A
3	3	2	1	1	1	
14	14	14	14	14	14	
<u>1</u>	<u>1</u>	<u>1</u>	<u>1</u>	<u>1</u>	<u>1</u>	
<u>Netherlands, Spain, Turkey)</u>						<u>STRATEGIC - OFFENSIVE</u> <u>Air Refueling - Total</u> KC-135A/Q <u>GENERAL PURPOSE</u> <u>Tactical Fighter - Total</u> F-4C F-4D F-4E F-100D/F F-111E <u>Tactical Reconnaissance - Total</u> RF-4C <u>Tactical Electronic Warfare - Total</u> EB-66C/E <u>Special Operations - Total</u> C-47A, C-130E <u>Tactical Airlift - Total</u> C-130E <u>Airborne Command Post (CINCS) - Total</u> EC-135H <u>INTELLIGENCE AND COMMUNICATIONS</u> <u>Aerospace Rescue/Recovery - Total</u> HH-3E, HC-130H/N
1	1	1	1	1	1	
1	1	1	1	1	1	
<u>21</u>	<u>21</u>	<u>21</u>	<u>21</u>	<u>21</u>	<u>21</u>	
3	3	3	3	3	3	
5	5	5	5	5	5	
7	7	7	7	7	7	
4	3	3	3	3	3	
2	3	3	3	3	3	
<u>2</u>	<u>2</u>	<u>2</u>	<u>2</u>	<u>2</u>	<u>2</u>	
5	5	5	5	5	5	
<u>1</u>	<u>1</u>	<u>1</u>	<u>1</u>	<u>1</u>	<u>1</u>	
1	1	1	1	1	1	
<u>1</u>	<u>1</u>	<u>1</u>	<u>1</u>	<u>1</u>	<u>1</u>	
1	1	1	1	1	1	
<u>2</u>	<u>2</u>	<u>2</u>	<u>2</u>	<u>2</u>	<u>2</u>	
2	2	2	2	2	2	
<u>1</u>	<u>1</u>	<u>1</u>	<u>1</u>	<u>1</u>	<u>1</u>	
1	1	1	1	1	1	
<u>1</u>	<u>1</u>	<u>1</u>	<u>1</u>	<u>1</u>	<u>1</u>	
1	1	1	1	1	1	

DOWNGRADE AT 3 YEAR INTERVALS;
 DECLASSIFIED AFTER 12 YEARS.
 DOD DIR. 5200.10

SECRET

TABLE 3 - USAF COMBAT FORCES BY KIND OF UNIT, BY

KIND OF UNIT	JUL 1970	AUG	SEP	OCT	NOV	DEC
	EUROPE (England, Germany, Italy,					
<u>AIRLIFT</u>						
<u>Non-Industrial Fund</u>						
<u>Aeromedical Airlift - Total</u>	1	1	1	1	1	1
C-118A, C-131A.	1	1	1	1	1	1
	ATLANTIC AREA (Azores, Bermuda,					
<u>STRATEGIC - OFFENSIVE</u>						
<u>Bomb - Total</u>	1	1	1	1	1	1
B-52.	1	1	1	1	1	1
<u>Air Refueling - Total</u>	1	1	1	1	1	1
KC-135A	1	1	1	1	1	1
<u>Missile Augmentation - Total</u>	1	1	1	1	1	1
AGM-28B	1	1	1	1	1	1
<u>GENERAL PURPOSE</u>						
<u>Fighter/Attack - Total</u>	1	1	1	1	1	1
F/TF-102A	1	1	1	1	1	1
<u>Special Operations - Total</u>	2	2	2	2	2	2
UH-1P, CH-3E, U-10B, T-28D, A-37B, C/AC-47D, C-54G, C-118A, C-123K	2	2	2	2	2	2
<u>INTELLIGENCE AND COMMUNICATIONS</u>						
<u>Weather Service - Total</u>	1	1	1	1	1	1
RB-57F, WC-130B	1	1	1	1	1	1
<u>Aerospace Rescue/Recovery - Total</u>	1	1	1	1	1	1
HC-130H/N	1	1	1	1	1	1
	CANADA					
<u>STRATEGIC - OFFENSIVE</u>						
<u>Air Refueling - Total</u>	1	1	1	1	1	1
KC-135A/Q	1	1	1	1	1	1

SECRET

DOWNGRADE AT 3 YEAR INTERVALS;
 DECLASSIFIED AFTER 12 YEARS.
 DOD DIR. 5200.10

GEOGRAPHICAL AREA, WORLD-WIDE AT END OF MONTH - FY 1971 (CONTINUED)

JAN 1971	FEB	MAR	APR	MAY	JUN	KIND OF UNIT
Netherlands, Spain, Turkey) (Continued)						
<u>1</u>	<u>1</u>	<u>1</u>	<u>1</u>	<u>1</u>	<u>1</u>	<u>AIRLIFT</u>
1	1	1	1	1	1	<u>Non-Industrial Fund</u>
						<u>Aeromedical Airlift - Total</u>
						C-118A; C-131A
Greenland, Iceland, Puerto Rico, Canal Zone)						
<u>1</u>	<u>1</u>	<u>1</u>	<u>1</u>	<u>1</u>	<u>1</u>	<u>STRATEGIC - OFFENSIVE</u>
1	1	1	1	1	1	<u>Bomb - Total</u>
						B-52
<u>1</u>	<u>1</u>	<u>1</u>	<u>1</u>	<u>1</u>	<u>1</u>	<u>Air Refueling - Total</u>
1	1	1	1	1	1	KC-135A
<u>1</u>	<u>1</u>	<u>1</u>	<u>1</u>	<u>1</u>	<u>1</u>	<u>Missile Augmentation - Total</u>
1	1	1	1	1	1	ACM-28B
<u>1</u>	<u>1</u>	<u>1</u>	<u>1</u>	<u>1</u>	<u>1</u>	<u>GENERAL PURPOSE</u>
1	1	1	1	1	1	<u>Fighter/Attack - Total</u>
						F/TF-102A
<u>2</u>	<u>2</u>	<u>2</u>	<u>2</u>	<u>2</u>	<u>2</u>	<u>Special Operations - Total</u>
2	2	2	2	2	2	UH-1P, CH-3E, U-10B, T-28D, A-37B, C/AC-47D, C-54G, C-118A, C-123K
<u>1</u>	<u>1</u>	<u>1</u>	<u>1</u>	<u>1</u>	<u>1</u>	<u>INTELLIGENCE AND COMMUNICATIONS</u>
1	1	1	1	1	1	<u>Weather Service - Total</u>
						RB-57F, WC-130B
<u>1</u>	<u>1</u>	<u>1</u>	<u>1</u>	<u>1</u>	<u>1</u>	<u>Aerospace Rescue/Recovery - Total</u>
1	1	1	1	1	1	HC-130H/N
(Labrador)						
<u>1</u>	<u>1</u>	<u>1</u>	<u>1</u>	<u>1</u>	<u>1</u>	<u>STRATEGIC - OFFENSIVE</u>
1	1	1	1	1	1	<u>Air Refueling - Total</u>
						KC-135A/Q

SECRET

TABLE 3 - USAF COMBAT FORCES BY KIND OF UNIT, BY

KIND OF UNIT	JUL 1970	AUG	SEP	OCT	NOV	DEC
PACIFIC AREA (Guam, Hawaii, Japan, Korea, Okinawa,						
<u>STRATEGIC - OFFENSIVE</u>						
<u>Bomb - Total</u>	2	4	4	4	4	3
B-52	5	4	4	4	4	3
<u>Air Refueling - Total</u>	2	6	2	4	4	4
KC-135A/Q	5	6	5	4	4	4
<u>GENERAL PURPOSE</u>						
<u>Tactical Bomb - Total</u>	-	-	1	1	1	1
B-57G	-	-	1	1	1	1
<u>Tactical Fighter - Total</u>	36	34	30	25	25	26
F-4C	3	3	3	3	3	3
F-4D	13	13	13	13	13	13
F-4E	6	4	4	4	4	4
F-100D/F	9	9	5	4	4	4
F-105D/F/G	5	5	5	1	1	2
<u>Fighter/Attack - Total</u>	2	2	2	1	1	1
A-37B	2	2	1	-	-	-
F/TF-102A	1	1	1	1	1	1
<u>Tactical Reconnaissance - Total</u>	6	6	6	6	4	4
RF-4C	5	5	5	5	4	4
RF-101C	1	1	1	1	-	-
<u>Tactical Electronic Warfare - Total</u>	2	4	4	4	4	4
C/EC-47N/P/Q	3	3	3	3	3	3
EB-66B/C/E	2	1	1	1	1	1
<u>Special Operations - Total</u>	11	11	11	11	11	10
A-1E/G/H/J, UH-1N/P, O-2B, CH-3E, U-10A/B/D, A-37B, AC-119G/K, C/UC-123, C/AC-130A/E	11	11	11	11	11	10
<u>Tactical Airlift - Total</u>	19	19	19	18	18	18
C-7A	5	5	5	5	5	5
C/UC-123K	3	3	3	3	3	3
C-130A	3	3	3	3	3	3
C-130B	4	4	4	3	3	3
C-130E	4	4	4	4	4	4
<u>Tactical Air Control (SEA) - Total</u>	6	6	6	6	6	6
O-1E/F/G, O-2A, OV-10A	5	5	5	5	5	5
C-130E	1	1	1	1	1	1
QU-22B, EC-121R	-	-	-	-	-	-

SECRET

DOWNGRADE AT 3 YEAR INTERVALS,
 DECLASSIFIED AFTER 13 YEARS,
 DOD DIR. 5200.10

GEOGRAPHICAL AREA, WORLD-WIDE AT END OF MONTH - FY 1971 (CONTINUED)

JAN 1971	FEB	MAR	APR	MAY	JUN	KIND OF UNIT
Philippines, South Vietnam, Thailand, Taiwan)						
						<u>STRATEGIC - OFFENSIVE</u>
2	2	2	2	2	4	<u>Bomb - Total</u>
3	3	3	3	3	4	B-52
2	4	4	4	4	3	<u>Air Refueling - Total</u>
5	4	4	4	4	3	KC-135A/Q
						<u>GENERAL PURPOSE</u>
1	1	1	1	1	1	<u>Tactical Bomb - Total</u>
1	1	1	1	1	1	B-57G
<u>25</u>	<u>24</u>	<u>25</u>	<u>25</u>	<u>25</u>	<u>25</u>	<u>Tactical Fighter - Total</u>
3	2	2	2	2	2	F-4C
13	13	13	13	13	13	F-4D
4	4	4	4	4	4	F-4E
4	4	4	4	4	4	F-100D/F
1	1	2	2	2	2	F-105D/F/G
1	1	1	1	-	-	<u>Fighter/Attack - Total</u>
-	-	-	-	-	-	A-37B
1	1	1	1	-	-	F/TF-102A
4	3	3	3	3	3	<u>Tactical Reconnaissance - Total</u>
4	3	3	3	3	3	RF-4C
-	-	-	-	-	-	RF-101C
4	4	4	4	4	4	<u>Tactical Electronic Warfare - Total</u>
3	3	3	3	3	3	C/EC-47N/P/Q
1	1	1	1	1	1	EB-66B/C/E
<u>10</u>	<u>10</u>	<u>10</u>	<u>10</u>	<u>10</u>	<u>9</u>	<u>Special Operations - Total</u>
10	10	10	10	10	9	A-1E/G/H/J, UH-1N/P, O-2B, CH-3E, U-10A/E/D, A-37B, AC-119G/K, C/UC-123, C/AC-130A/E
<u>18</u>	<u>17</u>	<u>16</u>	<u>16</u>	<u>14</u>	<u>13</u>	<u>Tactical Airlift - Total</u>
5	5	5	5	5	5	C-7A
3	3	3	3	2	2	C/UC-123K
3	2	1	1	-	-	C-130A
3	3	3	3	3	2	C-130B
4	4	4	4	4	4	C-130E
6	2	2	7	7	7	<u>Tactical Air Control (SEA) - Total</u>
5	4	4	4	4	4	O-1E/F/G, O-2A, OV-10A
1	1	1	1	1	1	C-130E
-	-	-	2	2	2	QU-22B, EC-121R

SECRET

TABLE 3 - USAF COMBAT FORCES BY KIND OF UNIT, BY

KIND OF UNIT	JUL 1970	AUG	SEP	OCT	NOV	DEC
PACIFIC AREA (Guam, Hawaii, Japan, Korea, Okinawa,						
<u>GENERAL PURPOSE (Continued)</u>						
<u>Defense Communications Planning Group - Total</u>	2	2	2	2	2	2
QU-22B, EC-121R	2	2	2	2	2	2
<u>Airborne Command Post (CINGS) - Total</u>	1	1	1	1	1	1
EC-135P	1	1	1	1	1	1
<u>INTELLIGENCE AND COMMUNICATIONS</u>						
<u>Weather Service - Total</u>	2	2	2	2	2	2
RB-57F, WC-135B	1	1	1	1	1	1
WC-130A/F	1	1	1	1	1	1
<u>Aerospace Rescue/Recovery - Total</u>	10	10	10	11	11	10
HH-3E, HH-43B/F, HH-53B/C, HC-130H/N/P.	10	10	10	11	11	10
<u>AIRLIFT</u>						
<u>Non-Industrial Fund</u>						
<u>Aeromedical Airlift - Total</u>	1	1	1	1	1	1
C-118A, C-124C.	1	1	1	1	1	1
ALAS-						
<u>STRATEGIC - OFFENSIVE</u>						
<u>Air Refueling - Total</u>	1	1	1	1	1	1
KC-135A/Q	1	1	1	1	1	1
<u>GENERAL PURPOSE</u>						
<u>Tactical Fighter - Total</u>	1	1	1	1	1	1
F-4E.	1	1	1	1	1	1
<u>Tactical Airlift - Total</u>	1	1	1	1	1	1
C-124C, C-130A.	1	1	1	1	1	1
<u>INTELLIGENCE AND COMMUNICATIONS</u>						
<u>Aerospace Rescue/Recovery - Total</u>	1	1	1	1	1	1
HC-130H	1	1	1	1	1	1

Source: Data Applications Division, Data Services Center, Comptroller of the Air Force

SECRET

DOWNGRADE AT 3 YEAR INTERVALS; DECLASSIFIED AFTER 12 YEARS. DOD DIR. 5200.10
--

GEOGRAPHICAL AREA, WORLD-WIDE AT END OF MONTH FY 1971 (CONTINUED)

JAN 1971	FEB	MAR	APR	MAY	JUN	KIND OF UNIT
Philippines, South Vietnam, Thailand, Taiwan) (Continued)						
						<u>GENERAL PURPOSE (Continued)</u>
<u>2</u>	<u>2</u>	<u>2</u>	-	-	-	<u>Defense Communications Planning Group - Total</u>
2	2	2	-	-	-	QU-22B, EC-121R
<u>1</u>	<u>1</u>	<u>1</u>	<u>1</u>	<u>1</u>	<u>1</u>	<u>Airborne Command Post (CINGS) - Total</u>
1	1	1	1	1	1	EC-135P
						<u>INTELLIGENCE AND COMMUNICATIONS</u>
<u>2</u>	<u>2</u>	<u>2</u>	<u>2</u>	<u>2</u>	<u>2</u>	<u>Weather Service - Total</u>
1	1	1	1	1	1	RB-57F, WC-135B
1	1	1	1	1	1	WC-130A/F
<u>10</u>	<u>9</u>	<u>9</u>	<u>9</u>	<u>9</u>	<u>9</u>	<u>Aerospace Rescue/Recovery - Total</u>
10	9	9	9	9	9	HH-3E, HH-43B/F, HH-53B/C, HC-130H/N/P
						<u>AIRLIFT</u>
						<u>Non-Industrial Fund</u>
<u>1</u>	<u>1</u>	<u>1</u>	<u>1</u>	<u>1</u>	<u>1</u>	<u>Aeromedical Airlift - Total</u>
1	1	1	1	1	1	C-118A, C-124C
KA						
						<u>STRATEGIC - OFFENSIVE</u>
<u>1</u>	<u>1</u>	<u>1</u>	<u>1</u>	<u>1</u>	<u>1</u>	<u>Air Refueling - Total</u>
1	1	1	1	1	1	KC-135A/Q
						<u>GENERAL PURPOSE</u>
<u>1</u>	<u>1</u>	<u>1</u>	<u>1</u>	<u>1</u>	<u>1</u>	<u>Tactical Fighter - Total</u>
1	1	1	1	1	1	F-4E
<u>1</u>	<u>1</u>	<u>1</u>	<u>1</u>	<u>1</u>	<u>1</u>	<u>Tactical Airlift - Total</u>
1	1	1	1	1	1	C-124C, C-130A
						<u>INTELLIGENCE AND COMMUNICATIONS</u>
<u>1</u>	<u>1</u>	<u>1</u>	<u>1</u>	<u>1</u>	<u>1</u>	<u>Aerospace Rescue/Recovery - Total</u>
1	1	1	1	1	1	HC-130H

SECRET

**TABLE 4 - USAF COMBAT FORCES BY KIND OF UNIT BY COMMAND OF ASSIGNMENT, WORLD-WIDE
AT END OF QUARTER - FY 1971**

KIND OF UNIT	30 SEP 1970	31 DEC 1970	31 MAR 1971	30 JUN 1971
AEROSPACE DEFENSE COMMAND				
<u>STRATEGIC - DEFENSIVE</u>				
Fighter Interceptor a/	14	14	14	11
Airborne Early Warning and Control.	2	2	2	2
Defense System Evaluation	3	2	2	2
Air Defense Missile	5	5	5	5
<u>GENERAL PURPOSE</u>				
Fighter/Attack a/	1	1	1	1
USAF SOUTHERN COMMAND				
<u>GENERAL PURPOSE</u>				
Special Operations.	2	2	2	2
ALASKAN AIR COMMAND				
<u>GENERAL PURPOSE</u>				
Tactical Fighter.	1	1	1	1
Tactical Airlift.	1	1	1	1
HEADQUARTER COMMAND, USAF				
<u>INTELLIGENCE AND COMMUNICATIONS</u>				
National Emergency Airborne Command Post.	1	1	1	1

SECRET

DOWNGRADE AT 3 YEAR INTERVALS;
 DECLASSIFIED AFTER 12 YEARS,
 DOD DIR, 5200, 10

**TABLE 4 - USAF COMBAT FORCES BY KIND OF UNIT BY COMMAND OF ASSIGNMENT, WORLD-WIDE
AT END OF QUARTER - FY 1971 (CONTINUED)**

KIND OF UNIT	30 SEP 1970	31 DEC 1970	31 MAR 1971	30 JUN 1971
MILITARY AIRLIFT COMMAND				
<u>INTELLIGENCE AND COMMUNICATIONS</u>				
Mapping, Charting and Geodesy	2	2	2	2
Weather Service	5	5	5	5
Aerospace Rescue/Recovery	16	16	16	15
<u>AIRLIFT</u>				
<u>Industrial Fund</u>				
Military Airlift	18	18	18	18
Aeromedical Airlift	1	1	1	1
PACIFIC AIR FORCES				
<u>GENERAL PURPOSE</u>				
Tactical Bomb	1	1	1	1
Tactical Fighter	30	26	25	25
Fighter/Attack a/	2	1	1	-
Tactical Reconnaissance	6	4	3	3
Tactical Electronic Warfare	4	4	4	4
Special Operations	11	10	10	9
Tactical Airlift	19	18	17	13
Tactical Air Control System (Southeast Asia)	6	6	5	7
Defense Communications Planning Group	2	2	2	-
Airborne Command Post (CINCS)	1	1	1	1
<u>AIRLIFT</u>				
<u>Non-Industrial Fund</u>				
Aeromedical Airlift	1	1	1	1
STRATEGIC AIR COMMAND				
<u>STRATEGIC - OFFENSIVE</u>				
Bomb, Heavy	28	28	27	27
Bomb, Medium	1	2	3	3
Strategic Reconnaissance	2	2	2	1
Air Refueling	40	40	40	40
Missile Augmentation (AGM-28) (B-52 Squadrons)	17	17	17	17
Strategic Missile	26	26	26	26
Post Attack Command Control System	3	3	3	3

DOWNGRADE AT 3 YEAR INTERVALS;
DECLASSIFIED AFTER 12 YEARS.
DOD DIR. 5200.10

SECRET

**TABLE 4 - USAF COMBAT FORCES BY KIND OF UNIT BY COMMAND OF ASSIGNMENT, WORLD-WIDE
AT END OF QUARTER -- FY 1971 (CONTINUED)**

KIND OF UNIT	30 SEP 1970	31 DEC 1970	30 MAR 1971	30 JUN 1971
TACTICAL AIR COMMAND				
<u>GENERAL PURPOSE</u>				
Tactical Fighter	24	29	29	26
Tactical Reconnaissance	8	8	8	6
Special Operations	5	5	5	4
Tactical Airlift	13	13	13	14
Tactical Air Control System (Other)	2	2	2	2
US AIR FORCES IN EUROPE				
<u>GENERAL PURPOSE</u>				
Tactical Fighter	25	21	21	21
Tactical Reconnaissance	5	5	5	5
Tactical Electronic Warfare	1	1	1	1
Special Operations	1	1	1	1
Airborne Command Post (CINCS)	1	1	1	1
<u>AIRLIFT</u>				
<u>Non-Industrial Fund</u>				
Aeromedical Airlift	1	1	1	1

s/ Fighter Interceptor, F/TF-102A, in PACAF and Iceland included in General Purpose Forces, Fighter/Attack.

Source: Data Applications Division, Data Services Center, Comptroller of the Air Force

SECRET

DOWNGRADE AT 3 YEAR INTERVALS;
DECLASSIFIED AFTER 12 YEARS.
DOD DIR. 5200.10

TABLE 5 - USAF COMBAT FORCES, READINESS STATUS OF AIRCRAFT AND AIRCREWS IN SELECTED KINDS OF UNITS, BY WEAPONS SYSTEM, AT END OF QUARTER - FY 1971

WEAPONS SYSTEM	SQUADRONS ORGANIZED	SQUADRONS EQUIPPED	AIRCRAFT			AIRCREWS		
			Authorized	Possessed	Ready	Authorized	Formed	Ready
30 SEPTEMBER 1970								
STRATEGIC - OFFENSIVE								
<u>Bomb - Total</u>	<u>29</u>	<u>29</u>	<u>435</u>	<u>469</u>	<u>458</u>	<u>730</u>	<u>569</u>	<u>476</u>
B-52	28	28	420	449	439	638	521	476
FB-111A	1	1	15	20	19	92	48	-
<u>Strategic Reconnaissance - Total</u>	<u>2</u>	<u>2</u>	<u>16</u>	<u>19</u>	<u>19</u>	<u>16</u>	<u>16</u>	<u>16</u>
SR-71A	2	2	16	19	19	16	16	16
<u>Air Refueling - Total</u>	<u>40</u>	<u>40</u>	<u>625</u>	<u>603</u>	<u>598</u>	<u>959</u>	<u>791</u>	<u>773</u>
KC-135	40	40	625	603	598	959	791	773
<u>Post-Attack Comd Control Sys - Total</u>	<u>3</u>	<u>3</u>	<u>29</u>	<u>27</u>	<u>26</u>	<u>50</u>	<u>67</u>	<u>64</u>
EC-135	3	3	29	27	26	50	67	64
STRATEGIC - DEFENSIVE								
<u>Fighter Interceptor - Total</u>	<u>14</u>	<u>14</u>	<u>252</u>	<u>252</u>	<u>172</u>	<u>308</u>	<u>267</u>	<u>252</u>
F-101B/F	3	3	54	54	45	66	51	50
F-106A/B	11	11	198	198	127	242	216	202
<u>Airborne Early Warning and Control</u>	<u>2</u>	<u>2</u>	<u>37</u>	<u>17</u>	<u>12</u>	<u>55</u>	<u>45</u>	<u>26</u>
Total	2	2	37	17	12	55	45	26
EC-121	2	2	37	17	12	55	45	26
<u>Defense System Evaluation - Total</u>	<u>3</u>	<u>3</u>	<u>57</u>	<u>54</u>	<u>43</u>	<u>70</u>	<u>55</u>	<u>54</u>
EB-57, F-100C/F	3	3	57	54	43	70	55	54
GENERAL PURPOSE								
<u>Tactical Bomber - Total</u>	<u>1</u>	<u>1</u>	<u>11</u>	<u>6</u>	<u>-</u>	<u>17</u>	<u>17</u>	<u>-</u>
B-57G	1	1	11	6	-	17	17	-
<u>Tactical Fighter - Total</u>	<u>80</u>	<u>70</u>	<u>1,596</u>	<u>1,354</u>	<u>1,018</u>	<u>2,068</u>	<u>1,540</u>	<u>1,257</u>
F-4C	6	6	126	125	99	162	130	120
F-4D	24	24	498	452	346	649	533	490
F-4E	21	21	384	392	321	502	440	377
F-100D/F	14	11	300	229	172	378	258	176
F-105D/F	8	8	150	131	78	202	109	94
F-111A	3	-	54	21	-	69	18	-
F-111E	3	-	60	2	1	76	11	-
A-7D	1	-	24	2	1	30	41	-
<u>Fighter/Attack - Total</u>	<u>3</u>	<u>3</u>	<u>78</u>	<u>69</u>	<u>60</u>	<u>117</u>	<u>80</u>	<u>80</u>
A-37B	1	1	36	21	20	54	17	17
F/TF-102A g/	2	2	42	48	40	63	63	63
<u>Tactical Reconnaissance - Total</u>	<u>19</u>	<u>19</u>	<u>334</u>	<u>347</u>	<u>255</u>	<u>442</u>	<u>373</u>	<u>298</u>
RF-4C	16	16	288	297	215	380	317	244
RF-101C	3	3	46	50	40	62	56	54
<u>Tactical Electronic Warfare - Total</u>	<u>5</u>	<u>5</u>	<u>86</u>	<u>86</u>	<u>62</u>	<u>161</u>	<u>141</u>	<u>127</u>
EB-66	2	2	29	35	17	47	39	38
EC-47	3	3	57	51	45	114	102	89

DOWNGRADE AT 3 YEAR INTERVALS,
DECLASSIFIED AFTER 12 YEARS,
DOD DIR. 5200, 10

SECRET**TABLE 5 - USAF COMBAT FORCES, READINESS STATUS OF AIRCRAFT AND AIRCREWS IN SELECTED KINDS OF UNITS, BY WEAPONS SYSTEM, AT END OF QUARTER - FY 1971 (Continued)**

WEAPONS SYSTEM	SQUADRONS ORGANIZED	SQUADRONS EQUIPPED	AIRCRAFT			AIRCREWS		
			Authorized	Possessed	Ready	Authorized	Formed	Ready
30 SEPTEMBER 1970 (Continued)								
GENERAL PURPOSE (Continued)								
<u>Special Operations - Total</u>	<u>19</u>	<u>19</u>	<u>282</u>	<u>270</u>	<u>216</u>	<u>405</u>	<u>355</u>	<u>304</u>
A-1E/C/H/J, UH-1F/N/P, O-2B, CH-3E, U-10A/B/D, A-37B, C-47A/D, CH-53C, AC-119G/K, C/UC-12K, C/AC-130A/E	19	19	282	270	216	405	355	304
<u>Tactical Airlift - Total</u>	<u>33</u>	<u>33</u>	<u>510</u>	<u>484</u>	<u>362</u>	<u>1,095</u>	<u>796</u>	<u>744</u>
C-7A	5	5	80	82	69	120	125	114
C-130/C-124	25	25	386	357	264	909	619	579
C/UC-12K	3	3	44	45	29	66	52	51
<u>Tactical Air Control System (Southeast Asia) - Total</u>	<u>6</u>	<u>6</u>	<u>330</u>	<u>361</u>	<u>297</u>	<u>560</u>	<u>600</u>	<u>485</u>
O-1E/F/G, O-2A, OV-10A	5	5	323	355	292	539	586	474
C-130E	1	1	7	6	5	21	14	11
<u>Defense Communications Planning Group - Total</u>	<u>2</u>	<u>2</u>	<u>21</u>	<u>23</u>	<u>9</u>	<u>32</u>	<u>38</u>	<u>20</u>
QU-22B	-	-	5	5	-	8	15	-
EC-121R	2	2	16	18	9	24	23	20
<u>Airborne Command Post (CINCS) - Total</u>	<u>2</u>	<u>2</u>	<u>8</u>	<u>7</u>	<u>6</u>	<u>14</u>	<u>13</u>	<u>13</u>
EC-135H/P	2	2	8	7	6	14	13	13
AIRLIFT								
<u>Industrial Fund Military Airlift - Total</u>	<u>18</u>	<u>18</u>	<u>280</u>	<u>284</u>	<u>208</u>	<u>1,073</u>	<u>642</u>	<u>442</u>
C-5A	1	1	8	7	5	23	15	-
C-133	3	3	38	37	30	114	58	51
C-141	14	14	234	240	173	936	569	391
<u>Aeromedical Airlift - Total</u>	<u>1</u>	<u>1</u>	<u>11</u>	<u>12</u>	<u>9</u>	<u>22</u>	<u>16</u>	<u>15</u>
C-9A	1	1	11	12	9	22	16	15
<u>Non-Industrial Fund Aeromedical Airlift - Total</u>	<u>2</u>	<u>2</u>	<u>17</u>	<u>17</u>	<u>13</u>	<u>27</u>	<u>21</u>	<u>21</u>
C-118A, C-131A	1	1	10	10	7	16	12	12
C-124C, C-118A	1	1	7	7	6	11	9	9
31 DECEMBER 1970								
STRATEGIC - OFFENSIVE								
<u>Bomb - Total</u>	<u>20</u>	<u>28</u>	<u>450</u>	<u>482</u>	<u>478</u>	<u>720</u>	<u>527</u>	<u>502</u>
B-52	28	28	420	445	441	638	518	491
FB-111A	2	-	30	37	37	82	39	11
<u>Strategic Reconnaissance - Total</u>	<u>2</u>	<u>2</u>	<u>16</u>	<u>15</u>	<u>15</u>	<u>16</u>	<u>16</u>	<u>16</u>
SR-71A	2	2	16	15	15	16	16	16
<u>Air Refueling - Total</u>	<u>40</u>	<u>40</u>	<u>615</u>	<u>611</u>	<u>606</u>	<u>1,036</u>	<u>899</u>	<u>762</u>
KC-135	40	40	615	611	606	1,036	899	762
<u>Post-Attack Comd Control Sys - Total</u>	<u>3</u>	<u>3</u>	<u>29</u>	<u>29</u>	<u>28</u>	<u>47</u>	<u>62</u>	<u>60</u>
EC-135	3	3	29	29	28	47	62	60

SECRET

DOWNGRADE AT 3 YEAR INTERVALS;
 DECLASSIFIED AFTER 12 YEARS.
 DOD DIR. 5200.10

TABLE 5 - USAF COMBAT FORCES, READINESS STATUS OF AIRCRAFT AND AIRCREWS IN SELECTED KINDS OF UNITS, BY WEAPONS SYSTEM, AT END OF QUARTER - FY 1971 (CONTINUED)

WEAPONS SYSTEM	SQUADRONS ORGANIZED	SQUADRONS EQUIPPED	AIRCRAFT			AIRCREWS		
			Authorized	Possessed	Ready	Authorized	Formed	Ready
31 DECEMBER 1970 (Continued)								
STRATEGIC - DEFENSIVE								
<u>Fighter Interceptor - Total</u>	<u>14</u>	<u>14</u>	<u>252</u>	<u>260</u>	<u>224</u>	<u>308</u>	<u>263</u>	<u>241</u>
F-101B/F.	3	3	54	54	48	66	51	51
F-106A/B.	11	11	198	206	176	242	212	190
<u>Airborne Early Warning and Control</u>								
<u>Total</u>	<u>2</u>	<u>2</u>	<u>37</u>	<u>30</u>	<u>21</u>	<u>25</u>	<u>44</u>	<u>37</u>
EC-121.	2	2	37	30	21	55	44	37
<u>Defense System Evaluation - Total</u>	<u>2</u>	<u>2</u>	<u>44</u>	<u>44</u>	<u>30</u>	<u>62</u>	<u>66</u>	<u>64</u>
B/EB-57.	2	2	44	44	30	62	66	64
GENERAL PURPOSE								
<u>Tactical Bomb - Total</u>	<u>1</u>	<u>1</u>	<u>10</u>	<u>9</u>	<u>1</u>	<u>17</u>	<u>12</u>	<u>15</u>
B-57G.	1	1	10	9	1	17	15	15
<u>Tactical Fighter - Total</u>	<u>77</u>	<u>74</u>	<u>1,560</u>	<u>1,448</u>	<u>1,055</u>	<u>1,992</u>	<u>1,624</u>	<u>1,217</u>
F-4C.	6	6	126	125	82	128	116	116
F-4D.	23	23	474	426	330	619	499	457
F-4E.	22	22	414	394	337	529	447	395
F-100D/F.	12	12	264	279	231	332	288	175
F-105D/F/G.	5	5	96	88	41	122	126	74
F-111A.	3	3	54	64	8	69	57	-
F-111E.	4	2	84	44	23	106	28	-
A-7D.	2	1	48	28	3	60	51	-
<u>Fighter/Attack - Total</u>	<u>2</u>	<u>2</u>	<u>42</u>	<u>45</u>	<u>38</u>	<u>63</u>	<u>60</u>	<u>59</u>
F/TF-120A s/.	2	2	42	45	38	63	60	59
<u>Tactical Reconnaissance - Total</u>	<u>17</u>	<u>17</u>	<u>298</u>	<u>296</u>	<u>256</u>	<u>388</u>	<u>314</u>	<u>250</u>
RF-4C.	16	16	286	281	241	373	300	238
RF-101A/C.	1	1	12	15	15	15	14	12
<u>Tactical Electronic Warfare - Total</u>	<u>5</u>	<u>5</u>	<u>86</u>	<u>91</u>	<u>63</u>	<u>150</u>	<u>136</u>	<u>131</u>
EB-66.	2	2	29	38	23	36	37	36
EC-47.	3	3	57	53	40	114	99	95
<u>Special Operations - Total</u>	<u>18</u>	<u>18</u>	<u>286</u>	<u>290</u>	<u>235</u>	<u>392</u>	<u>366</u>	<u>306</u>
A-1E/G/H/J, UH-1F/N/P, O-2B, CH-3E, U-10A/B, A-37B, C-47A/D, CH-53C, AC-119C/K, C/UC-123K, C-130A/E.	18	18	286	290	235	392	366	306
<u>Tactical Airlift - Total</u>	<u>32</u>	<u>32</u>	<u>512</u>	<u>485</u>	<u>366</u>	<u>1,072</u>	<u>877</u>	<u>752</u>
C-7A.	5	5	80	81	65	120	118	108
C-124C, C-130.	24	24	382	353	266	877	671	582
C/UC-123.	3	3	50	51	35	75	68	62
<u>Tactical Air Control System</u> <u>(Southeast Asia) - Total</u>	<u>6</u>	<u>6</u>	<u>340</u>	<u>327</u>	<u>258</u>	<u>501</u>	<u>495</u>	<u>418</u>
O-1R/F/G, O-2A, OV-10A.	5	5	333	321	253	480	475	401
C-130E.	1	1	7	6	5	21	20	17
<u>Defense Communications Planning</u>								
<u>Group - Total</u>	<u>2</u>	<u>2</u>	<u>26</u>	<u>21</u>	<u>13</u>	<u>34</u>	<u>42</u>	<u>42</u>
EC-121R.	1	1	12	9	4	18	18	18
QU-22B.	1	1	14	12	9	16	24	24

SECRET

TABLE 5 - USAF COMBAT FORCES, READINESS STATUS OF AIRCRAFT AND AIRCREWS IN SELECTED KINDS OF UNITS, BY WEAPONS SYSTEM, AT END OF QUARTER - FY 1971 (CONTINUED)

WEAPONS SYSTEM	SQUADRONS ORGANIZED	SQUADRONS EQUIPPED	AIRCRAFT			AIRCREWS		
			Authorized	Possessed	Ready	Authorized	Formed	Ready
31 DECEMBER 1970 (Continued)								
<u>GENERAL PURPOSE (Continued)</u>								
<u>Airborne Command Post (CINCS) -</u>								
<u>Total</u>	<u>2</u>	<u>2</u>	<u>8</u>	<u>8</u>	<u>6</u>	<u>13</u>	<u>11</u>	<u>11</u>
EC-135H/P	2	2	8	8	6	13	11	11
<u>AIRLIFT</u>								
<u>Industrial Fund</u>								
<u>Military Airlift - Total</u>	<u>18</u>	<u>18</u>	<u>287</u>	<u>287</u>	<u>206</u>	<u>1,093</u>	<u>738</u>	<u>634</u>
C-133	3	3	38	37	27	114	57	53
C-141	14	14	234	235	171	936	638	548
C-5A	1	1	15	15	8	43	43	33
<u>Aeromedical Airlift - Total</u>	<u>1</u>	<u>1</u>	<u>11</u>	<u>12</u>	<u>10</u>	<u>22</u>	<u>19</u>	<u>16</u>
C-9A	1	1	11	12	10	22	19	16
<u>Non-Industrial Fund</u>								
<u>Aeromedical Airlift - Total</u>	<u>2</u>	<u>2</u>	<u>17</u>	<u>17</u>	<u>11</u>	<u>27</u>	<u>25</u>	<u>24</u>
C-118A, C-131A	1	1	10	10	7	16	15	14
C-118A, C-124	1	1	7	7	4	11	10	10
31 MARCH 1971								
<u>STRATEGIC - OFFENSIVE</u>								
<u>Bomb - Total</u>	<u>30</u>	<u>27</u>	<u>450</u>	<u>504</u>	<u>488</u>	<u>705</u>	<u>554</u>	<u>520</u>
B-52	27	27	405	444	428	613	514	483
FB-111A	3	-	45	60	60	92	40	37
<u>Strategic Reconnaissance - Total</u>	<u>2</u>	<u>2</u>	<u>16</u>	<u>11</u>	<u>11</u>	<u>16</u>	<u>16</u>	<u>16</u>
SR-71A	2	2	16	11	11	16	16	16
<u>Air Refueling - Total</u>	<u>40</u>	<u>40</u>	<u>625</u>	<u>635</u>	<u>626</u>	<u>963</u>	<u>900</u>	<u>828</u>
KC-135	40	40	625	635	626	963	900	828
<u>Post-Attack Command Control System -</u>								
<u>Total</u>	<u>3</u>	<u>3</u>	<u>29</u>	<u>26</u>	<u>25</u>	<u>48</u>	<u>62</u>	<u>61</u>
EC-135	3	3	29	26	25	48	62	61
<u>STRATEGIC - DEFENSIVE</u>								
<u>Fighter Interceptor - Total</u>	<u>14</u>	<u>14</u>	<u>252</u>	<u>246</u>	<u>191</u>	<u>308</u>	<u>259</u>	<u>245</u>
F-101B/F	3	3	54	48	41	66	48	46
F-106A/B	11	11	198	198	150	242	211	199
<u>Airborne Early Warning and Control</u>								
<u>Total</u>	<u>2</u>	<u>2</u>	<u>37</u>	<u>29</u>	<u>17</u>	<u>55</u>	<u>39</u>	<u>30</u>
EC-121	2	2	37	29	17	55	39	30
<u>Defense System Evaluation - Total</u>	<u>2</u>	<u>2</u>	<u>44</u>	<u>44</u>	<u>35</u>	<u>62</u>	<u>68</u>	<u>66</u>
B/EB-57	2	2	44	44	35	62	68	66
<u>GENERAL PURPOSE</u>								
<u>Tactical Bomb - Total</u>	<u>1</u>	<u>1</u>	<u>10</u>	<u>10</u>	<u>4</u>	<u>17</u>	<u>20</u>	<u>19</u>
B-57B	1	1	10	10	4	17	20	19

SECRET

DOWNGRADE AT 3 YEAR INTERVALS;
DECLASSIFIED AFTER 12 YEARS.
DOD DIR. 5200, 10

TABLE 5 - USAF COMBAT FORCES, READINESS STATUS OF AIRCRAFT AND AIRCREWS IN SELECTED KINDS OF UNITS, BY WEAPONS SYSTEM, AT END OF QUARTER - FY 1971 (CONTINUED)

WEAPONS SYSTEM	SQUADRONS ORGANIZED	SQUADRONS EQUIPPED	AIRCRAFT			AIRCREWS		
			Authorized	Possessed	Ready	Authorized	Formed	Ready
31 MARCH 1971 (Continued)								
<u>GENERAL PURPOSE (Continued)</u>								
<u>Tactical Fighter - Total</u>	<u>76</u>	<u>72</u>	<u>1,584</u>	<u>1,408</u>	<u>985</u>	<u>2,020</u>	<u>1,686</u>	<u>1,228</u>
F-4C	5	5	120	116	84	154	134	117
F-4D	22	22	456	411	299	592	513	451
F-4E	23	23	438	397	317	559	459	350
F-100D/F	11	11	240	243	167	302	285	166
F-105D/F/G	5	5	96	85	48	120	116	66
F-111A	3	3	72	68	24	90	62	32
F-111E	4	1	90	45	16	113	45	18
A-7	3	2	72	43	30	90	72	28
<u>Fighter/Attack - Total</u>	<u>2</u>	<u>1</u>	<u>42</u>	<u>12</u>	<u>12</u>	<u>63</u>	<u>51</u>	<u>50</u>
F/TF-102 a/	2	1	42	12	12	63	51	50
<u>Tactical Reconnaissance - Total</u>	<u>16</u>	<u>16</u>	<u>286</u>	<u>269</u>	<u>218</u>	<u>373</u>	<u>293</u>	<u>224</u>
RF-4C	16	16	286	269	218	373	293	224
<u>Tactical Electronic Warfare - Total</u>	<u>5</u>	<u>5</u>	<u>86</u>	<u>93</u>	<u>63</u>	<u>150</u>	<u>135</u>	<u>123</u>
EC-47	3	3	57	53	46	114	99	88
EB-66C/E	2	2	29	40	17	36	36	35
<u>Special Operations - Total</u>	<u>18</u>	<u>18</u>	<u>286</u>	<u>290</u>	<u>235</u>	<u>392</u>	<u>366</u>	<u>306</u>
A-1E/G/H, UH-1E/P, O-2B, CH-3E, U-10B, A-37A/B, CH-53C, AC-119G/F, C/UC-123K, C/AC-130A/E	18	18	286	290	235	392	366	306
<u>Tactical Airlift - Total</u>	<u>30</u>	<u>30</u>	<u>480</u>	<u>433</u>	<u>330</u>	<u>1,008</u>	<u>823</u>	<u>732</u>
C-7A	5	5	80	75	60	120	117	109
C/UC-123K	3	3	50	49	40	75	67	67
C-124C, C-130	22	22	350	309	230	813	639	556
<u>Tactical Air Control System (Southeast Asia) - Total</u>	<u>5</u>	<u>5</u>	<u>272</u>	<u>287</u>	<u>225</u>	<u>436</u>	<u>485</u>	<u>405</u>
O-1E/G, O-2A, OV-10A	4	4	265	281	220	415	463	386
C-130E	1	1	7	6	5	21	22	19
<u>Defense Communications Planning Group - Total</u>	<u>2</u>	<u>2</u>	<u>23</u>	<u>26</u>	<u>15</u>	<u>24</u>	<u>31</u>	<u>31</u>
EC-121R	1	1	9	9	7	9	9	9
QU-22B	1	1	14	17	8	15	22	22
<u>Airborne Command Post (CINCS) - Total</u>	<u>2</u>	<u>2</u>	<u>8</u>	<u>8</u>	<u>6</u>	<u>13</u>	<u>11</u>	<u>11</u>
EC-135H/P	2	2	8	8	6	13	11	11
<u>AIRLIFT</u>								
<u>Industrial Fund</u>								
<u>Military Airlift - Total</u>	<u>18</u>	<u>18</u>	<u>292</u>	<u>279</u>	<u>216</u>	<u>974</u>	<u>706</u>	<u>620</u>
C-133	2	2	26	28	22	78	40	38
C-141	14	14	234	232	181	800	616	541
C-5A	2	2	32	19	13	96	50	41
<u>Aeromedical Airlift - Total</u>	<u>1</u>	<u>1</u>	<u>11</u>	<u>12</u>	<u>11</u>	<u>22</u>	<u>22</u>	<u>18</u>
C-9A	1	1	11	12	11	22	22	18
<u>Non-Industrial Fund</u>								
<u>Aeromedical Airlift - Total</u>	<u>2</u>	<u>2</u>	<u>17</u>	<u>16</u>	<u>11</u>	<u>27</u>	<u>24</u>	<u>23</u>
C-118A, C-131A	1	1	10	9	6	16	14	14
C-118A, C-124C	1	1	7	7	5	11	10	9

SECRET**TABLE 5 - USAF COMBAT FORCES, READINESS STATUS OF AIRCRAFT AND AIRCREWS IN SELECTED KINDS OF UNITS, BY WEAPONS SYSTEM, AT END OF QUARTER - FY 1971 (CONTINUED)**

WEAPONS SYSTEM	SQUADRONS ORGANIZED	SQUADRONS EQUIPPED	AIRCRAFT			AIRCREWS		
			Authorized	Possessed	Ready	Authorized	Formed	Ready
30 JUNE 1970								
STRATEGIC - OFFENSIVE								
Bomb - Total	<u>30</u>	<u>30</u>	<u>450</u>	<u>493</u>	<u>478</u>	<u>695</u>	<u>578</u>	<u>532</u>
B-52	27	27	405	438	423	603	519	484
FB-11A	3	3	45	55	55	92	59	48
Strategic Reconnaissance - Total	<u>1</u>	<u>1</u>	<u>16</u>	<u>14</u>	<u>15</u>	<u>14</u>	<u>16</u>	<u>14</u>
SR-71A	1	1	16	14	15	14	16	14
Air Refueling - Total	<u>40</u>	<u>40</u>	<u>615</u>	<u>615</u>	<u>609</u>	<u>927</u>	<u>800</u>	<u>766</u>
KC-135	40	40	615	615	609	927	800	766
Post-Attack Command Control System - Total	<u>3</u>	<u>3</u>	<u>29</u>	<u>28</u>	<u>27</u>	<u>50</u>	<u>43</u>	<u>43</u>
EC-135	3	3	29	28	27	50	43	43
STRATEGIC - DEFENSIVE								
Fighter Interceptor - Total	<u>11</u>	<u>11</u>	<u>198</u>	<u>195</u>	<u>143</u>	<u>242</u>	<u>212</u>	<u>205</u>
F-106A/B	11	11	198	195	143	242	212	205
Airborne Early Warning and Control - Total	<u>2</u>	<u>2</u>	<u>18</u>	<u>11</u>	<u>7</u>	<u>34</u>	<u>31</u>	<u>19</u>
EC-121	2	2	18	11	7	34	31	19
Defense System Evaluation - Total	<u>2</u>	<u>2</u>	<u>44</u>	<u>44</u>	<u>32</u>	<u>62</u>	<u>66</u>	<u>66</u>
B/EB-57, F-100C/F	2	2	44	44	32	62	66	66
GENERAL PURPOSE								
Tactical Bomb - Total	<u>1</u>	<u>1</u>	<u>9</u>	<u>10</u>	<u>8</u>	<u>17</u>	<u>15</u>	<u>15</u>
B-57G	1	1	9	10	8	17	15	15
Tactical Fighter - Total	<u>73</u>	<u>73</u>	<u>1,518</u>	<u>1,452</u>	<u>1,023</u>	<u>1,942</u>	<u>1,637</u>	<u>1,337</u>
F-4C	5	5	120	108	70	154	123	119
F-4D	22	22	456	410	295	597	520	458
F-4E	23	23	438	448	370	559	486	361
F-100D/F	9	9	192	182	143	242	197	191
F-105D/F/G	5	5	96	104	55	120	109	94
F-111A	3	3	72	54	25	90	73	40
F-111E	3	3	72	68	24	90	56	22
A-7D	3	3	72	78	41	90	73	52
Fighter/Attack - Total	<u>1</u>	<u>1</u>	<u>12</u>	<u>14</u>	<u>12</u>	<u>18</u>	<u>17</u>	<u>17</u>
F/TF-102A a/	1	1	12	14	12	18	17	17
Tactical Reconnaissance - Total	<u>14</u>	<u>14</u>	<u>254</u>	<u>259</u>	<u>205</u>	<u>333</u>	<u>264</u>	<u>238</u>
RF-4C	14	14	254	259	205	333	264	238
Tactical Electronic Warfare - Total	<u>5</u>	<u>5</u>	<u>86</u>	<u>81</u>	<u>55</u>	<u>150</u>	<u>133</u>	<u>121</u>
EC-47	3	3	57	49	37	114	98	87
EB-66C/E	2	2	29	32	18	36	35	34

DOWNGRADE AT 3 YEAR INTERVALS;
 DECLASSIFIED AFTER 12 YEARS.
 DOD DIR. 5200.10

SECRET

TABLE 5 - USAF COMBAT FORCES, READINESS STATUS OF AIRCRAFT AND AIRCREWS IN SELECTED KINDS OF UNITS, BY WEAPONS SYSTEM, AT END OF QUARTER - FY 1971 (CONTINUED)

WEAPONS SYSTEM	SQUADRONS ORGANIZED	SQUADRONS EQUIPPED	AIRCRAFT			AIRCREWS		
			Authorized	Possessed	Ready	Authorized	Formed	Ready
30 JUNE 1971 (Continued)								
<u>GENERAL PURPOSE (Continued)</u>								
<u>Special Operations - Total</u>	16	16	241	262	179	352	337	258
A-1E/F/H/J, UH-1F/P, O-2B, CH-3E, T-28D, A-37B, C/CH-47A/D, CH-53C, C-54G, AC-119G/K, C/AC/UC-12K, C/AC-130A/E.	16	16	241	262	179	352	337	258
<u>Tactical Airlift - Total</u>	28	28	448	403	326	960	785	680
C-7A	5	5	80	79	64	120	111	105
C/UC-123	2	2	34	35	27	51	47	42
C-124C, C-130.	21	21	334	289	235	789	627	533
<u>Tactical Air Control System (Southeast Asia) - Total</u>	7	7	297	263	208	470	456	407
O-2A, OV-10A	4	4	261	230	187	415	399	355
C-130E	1	1	7	7	6	21	21	19
EC-121R.	1	1	9	9	5	13	13	13
QU-22.	1	1	20	17	10	21	23	20
<u>Airborne Command Post (CINCS) - Total</u>	2	2	8	8	5	13	11	11
EC-135H/P.	2	2	8	8	5	13	11	11
<u>AIRLIFT</u>								
<u>Industrial Fund</u>								
<u>Military Airlift - Total</u>	18	18	302	268	207	1,002	665	611
C-133A/B	1	1	14	14	12	42	25	25
C-141A	14	14	234	232	182	798	571	530
C-5A	3	3	54	22	13	162	69	56
<u>Aeromedical Airlift - Total</u>	1	1	11	12	11	22	19	17
C-9A	1	1	11	12	11	22	19	17
<u>Non-Industrial Fund</u>								
<u>Aeromedical Airlift - Total</u>	2	2	17	15	8	27	25	22
C-118A, C-131A	1	1	10	8	3	16	14	14
C-118A, C-124C	1	1	7	7	5	11	11	8

a/ Fighter Interceptor, F/TF-102A, in PACAF, and Iceland included in General Purpose Forces.

Source: Data Applications Division, Data Services Center, Comptroller of the Air Force

SECRET**TABLE 6 - USAF COMBAT FORCES, READINESS STATUS OF MISSILES, BY WEAPONS SYSTEM,
AT END OF QUARTER - FY 1971**

WEAPON SYSTEM	SQUADRONS ORGANIZED	SQUADRONS OPERATIONAL	LAUNCHERS AUTHORIZED	MISSILES		LAUNCH CREWS		
				Possessed	Ready	Authorized	Formed	Ready
30 SEPTEMBER 1970								
STRATEGIC - OFFENSIVE								
<u>Strategic Missile - Total</u>	<u>26</u>	<u>26</u>	<u>1,054</u>	<u>1,034</u>	<u>1,003</u>	<u>1,080</u>	<u>1,023</u>	<u>987</u>
LGM-25C	6	6	54	57	53	285	274	265
LGM-30B/E	10	10	500	472	467	345	333	308
LGM-30F	10	10	500	505	483	450	416	414
STRATEGIC - DEFENSIVE								
<u>Air Defense Missile - Total</u>	<u>2</u>	<u>2</u>	<u>140</u>	<u>140</u>	<u>132</u>		Not Applicable	
CTM-10B	5	5	140	140	132			
31 DECEMBER 1970								
STRATEGIC - OFFENSIVE								
<u>Strategic Missile - Total</u>	<u>26</u>	<u>26</u>	<u>1,054</u>	<u>1,024</u>	<u>950</u>	<u>1,080</u>	<u>1,027</u>	<u>1,008</u>
LGM-25C	6	6	54	57	54	285	272	264
LGM-30B	9	9	450	422	368	268	265	258
LGM-30F	10	10	500	505	489	450	424	422
LGM-30G	1	1	50	40	39	77	66	64
STRATEGIC - DEFENSIVE								
<u>Air Defense Missile - Total</u>	<u>2</u>	<u>2</u>	<u>140</u>	<u>140</u>	<u>140</u>		Not Applicable	
CTM-10B	5	5	140	140	140			
31 MARCH 1971								
STRATEGIC - OFFENSIVE								
<u>Strategic Missile - Total</u>	<u>26</u>	<u>26</u>	<u>1,054</u>	<u>1,044</u>	<u>991</u>	<u>1,080</u>	<u>1,038</u>	<u>996</u>
LGM-25C	6	6	54	57	53	285	270	265
LGM-30B	9	9	350	402	387	268	253	244
LGM-30F	10	10	500	504	482	450	431	415
LGM-30G	1	1	150	81	69	77	84	72

DOWNGRADE AT 3 YEAR INTERVALS,
DECLASSIFIED AFTER 12 YEARS,
DOD DIR. 5200.10

SECRET

TABLE 6 - USAF COMBAT FORCES, READINESS STATUS OF MISSILES, BY WEAPONS SYSTEM, AT END OF QUARTER - FY 1971 (CONTINUED)

WEAPONS SYSTEM	SQUADRONS ORGANIZED	SQUADRONS OPERATIONAL	LAUNCHERS AUTHORIZED	MISSILES		LAUNCH CREWS		
				Possessed	Ready	Authorized	Formed	Ready
31 MARCH 1971 (Continued)								
<u>STRATEGIC - DEFENSIVE</u>								
<u>Air Defense Missile - Total</u>	5	5	140	140	132		Not Applicable	
CIM-10B.	5	5	140	140	132			
30 JUNE 1971								
<u>STRATEGIC - OFFENSIVE</u>								
<u>Strategic Missile - Total</u>	26	26	1,054	1,045	1,002	1,080	1,023	994
LGM-25C.	6	6	54	57	53	285	262	260
LGM-30B.	8	8	380	372	367	210	239	220
LGM-30F.	10	10	500	505	484	450	418	418
LGM-30G.	2	2	120	111	98	135	104	96
<u>STRATEGIC - DEFENSIVE</u>								
<u>Air Defense Missile - Total</u>	5	5	140	140	135		Not Applicable	
CIM-10B.	5	5	140	140	135			

Source: Data Applications Division, Data Services Center, Comptroller of the Air Force

DOWNGRADE AT 3 YEAR INTERVALS;
 DECLASSIFIED AFTER 12 YEARS.
 DOD DIR. 5200.10

SECRET

**TABLE 7 - READINESS RATINGS OF USAF COMBAT FORCES BY KIND OF UNIT
SEMIANNUALLY - FY 1971**

KIND OF UNIT	31 DECEMBER 1970					30 JUNE 1971				
	Total	C-1	C-2	C-3	C-4	Total	C-1	C-2	C-3	C-4
<u>STRATEGIC - OFFENSIVE</u>										
Bomb, Heavy	28	9	-	18	1	27	1	6	19	1
Bomb, Medium.	2	-	-	-	2	3	-	1	-	2
Strategic Reconnaissance.	2	2	-	-	-	1	1	-	-	-
Air Refueling	40	21	-	19	-	40	15	13	11	1
Strategic Missile	26	25	1	-	-	26	21	5	-	-
<u>STRATEGIC - DEFENSIVE</u>										
Fighter Interceptor a/.	14	-	12	2	-	11	1	9	1	-
Airborne Early Warning and Control.	2	-	-	2	-	2	-	-	-	2
Air Defense Missile	5	5	-	-	-	5	5	-	-	-
<u>GENERAL PURPOSE</u>										
Tactical Bomb	1	-	-	-	1	1	-	1	-	-
Tactical Fighter.	77	13	31	15	18	73	5	43	12	13
Fighter/Attack a/.	2	2	-	-	-	-	1	-	-	-
Tactical Reconnaissance	17	4	9	-	4	14	1	8	3	2
Tactical Electronic Warfare	5	4	1	-	-	5	-	5	-	-
Special Operations.	18	6	2	5	5	16	4	5	1	6
Tactical Airlift.	32	15	14	2	1	28	10	10	5	3
Tactical Air Control System (Southeast Asia).	6	1	4	1	-	7	2	5	-	-
Tactical Air Control (Other).	2	1	-	-	1	2	-	-	1	1
Defense Communications Planning Group	2	-	1	-	1	-	-	-	-	-
<u>INTELLIGENCE AND COMMUNICATIONS</u>										
Mapping, Charting and Geodesy	2	1	1	-	-	2	-	-	1	1
Weather Service	5	1	2	2	-	5	-	3	2	-
Aerospace Rescue/Recovery b/.	16	4	4	3	3	15	1	2	6	4
<u>AIRLIFT</u>										
<u>Industrial Fund</u>										
Military Airlift.	18	-	2	9	7	18	2	2	7	7
Aeromedical Airlift	1	-	1	-	-	1	-	1	-	-
<u>Non-Industrial Fund</u>										
Aeromedical Airlift	2	-	2	-	-	2	-	2	-	-

CRITERIA

C-1 - **FULLY COMBAT READY**. A unit fully capable of performing the mission(s) for which it is organized or designed.
 C-2 - **SUBSTANTIALLY COMBAT READY**. A unit capable of performing the mission(s) for which it is organized or designed but having minor deficiencies that could reduce its effectiveness or its ability to conduct sustained operations.
 C-3 - **MARGINALLY COMBAT READY**. A unit with major deficiencies of such magnitude as to severely limit its capability to perform the mission(s) for which it is organized or designed, but capable of conducting limited operations for a limited period.

DOWNGRADE AT 3 YEAR INTERVALS;
 DECLASSIFIED AFTER 12 YEARS.
 DOD DIR. 5200.10

SECRET

**TABLE 7 -- READINESS RATINGS OF USAF COMBAT FORCES BY KIND OF UNIT
SEMIANNUALLY -- FY 1971 (CONTINUED)**

C R I T E R I A (Continued)

MINIMUM PERCENTAGES OF AUTHORIZED REQUIRED FOR EACH C-RATING

<u>Missile Units</u>					<u>Aircraft Units</u>				
<u>Air Defense and Tactical</u>									
	Percentage					Percentage			
	<u>C-1</u>	<u>C-2</u>	<u>C-3</u>	<u>C-4</u>		<u>C-1</u>	<u>C-2</u>	<u>C-3</u>	<u>C-4</u>
Missiles Ready	85	75	55		Aircraft Possessed	85	75	55	Lower
Possessed Missiles, Launchers and Operational Ground Equipment	90	80	60	Lower					Lower
Launch Crews Ready	80	60	50	Per-					Per-
Personnel Assigned	90	80	70	cent-	Aircraft Ready	71	51	40	cent-
				age					age
				than	Aircrews Ready	85	70	55	than
				C-3					C-3
					Personnel Assigned	90	80	70	

a/ Fighter Interceptor, F/TF-102A, in PACAF and Iceland included in General Purpose Forces.
 b/ Two squadrons not required to report C-Rating.

Source: Data Applications Division, Data Services Center, Comptroller of the Air Force

SECRET**TABLE 8 - USAF COMBAT FORCES, READINESS STATUS OF AIRCRAFT AND AIRCREWS IN SOUTHEAST ASIA
BY WEAPONS SYSTEM, AT END OF QUARTER - FY 1971**

WEAPONS SYSTEM	COMMAND OF ASSIGNMENT	SQUADRONS ORGANIZED	AIRCRAFT		AIRCREWS	
			Possessed	Ready	Formed	Ready
30 SEPTEMBER 1970						
<u>STRATEGIC - OFFENSIVE</u>						
<u>Bomb - Total</u>		-	42	42	42	42
B-52D	SAC	-	42	42	42	42
<u>Air Refueling - Total</u>		-	29	29	43	43
KC-135A	SAC	-	29	29	43	43
<u>GENERAL PURPOSE</u>						
<u>Tactical Bomb - Total</u>		1	6	-	17	-
B-57G	PAF	1	6	-	17	-
<u>Tactical Fighter - Total</u>		22	345	267	432	421
F-4D	PAF	9	146	126	202	202
F-4E	PAF	4	59	46	94	91
F-100D/F	PAF	5	87	49	79	71
F-105D/G	PAF	4	53	46	57	57
<u>Fighter/Attack - Total</u>		1	21	20	17	17
A-37B	PAF	1	21	20	17	17
<u>Tactical Reconnaissance - Total</u>		4	75	55	88	88
RF-4C	PAF	3	58	41	66	66
RF-101C	PAF	1	17	14	22	22
<u>Tactical Electronic Warfare - Total</u>		4	69	50	125	112
EB-66C/E	PAF	1	18	5	23	23
EC-47N/P/Q	PAF	3	51	45	102	89
<u>Special Operations - Total</u>		11	178	142	256	238
A-1E/F/G/J, A-37B, AC-119G/K, AC-130A, C/UC-12K, C-130E, C-47A/D, CH-3E, CH-53C, O-2B, UH-1N	PAF	11	178	142	256	238
<u>Tactical Airlift - Total</u>		8	186	151	274	259
C-7A	PAF	5	82	69	125	114
C-130A	PAF	-	10	10	16	16
C-130B	PAF	-	16	12	26	26
C-130E	PAF	-	26	25	44	44
C/UC-123	PAF	3	52	35	63	59
<u>Tactical Air Control System (Southeast Asia) - Total</u>		7	361	297	600	485
O-1E/F/G, O-2A, OV-10A	PAF	6	355	292	586	474
C-130E	PAF	1	6	5	14	11
<u>Defense Communications Planning Group - Total</u>		2	23	9	38	20
EC-121R	PAF	1	18	9	23	20
QU-22B	PAF	1	5	-	15	-

SECRET

DOWNGRADE AT 3 YEAR INTERVALS;
 DECLASSIFIED AFTER 12 YEARS,
 DOD DIR. 5200, 10

TABLE 8 - USAF COMBAT FORCES, READINESS STATUS OF AIRCRAFT AND AIRCREWS IN SOUTHEAST ASIA BY WEAPONS SYSTEM, AT END OF QUARTER - FY 1971 (CONTINUED)

WEAPONS SYSTEM	COMMAND OF ASSIGNMENT	SQUADRONS ORGANIZED	AIRCRAFT		AIRCREWS	
			Possessed	Ready	Formed	Ready
INTELLIGENCE AND COMMUNICATIONS						
30 SEPTEMBER 1970 (Continued)						
<u>Weather Service - Total</u>		-	2	2	2	2
WC-130A	MTC	-	2	2	2	2
<u>Aerospace Rescue/Recovery - Total</u>		4	58	43	64	57
HH-3E, HH-43B/F, HH-53B/C, HC-130P.	MTC	4	58	43	64	57
<u>Other - Total</u>		1	9	9	8	8
U-2R, DC-130A/E	SAC	-	3	3	3	3
RC-130.	PAF	1	6	6	5	5
31 DECEMBER 1970						
STRATEGIC - OFFENSIVE						
<u>Bomb - Total</u>		-	43	43	43	43
B-52D	SAC	-	43	43	43	43
<u>Air Refueling - Total</u>		-	33	33	59	59
KC-135A	SAC	-	33	33	59	59
GENERAL PURPOSE						
<u>Tactical Bomb - Total</u>		1	9	1	15	15
B-57.	PAF	1	9	1	15	15
<u>Tactical Fighter - Total</u>		18	293	198	370	368
F-4D.	PAF	9	149	99	193	193
F-4E.	PAF	4	58	43	87	86
F-100D/F.	PAF	4	75	50	74	73
F-105B.	PAF	1	11	6	16	16
<u>Tactical Reconnaissance - Total</u>		2	36	22	50	50
RF-4C	PAF	2	36	22	50	50
<u>Tactical Electronic Warfare - Total</u>		4	74	50	120	116
EB-66C/E.	PAF	1	21	10	21	21
EC-47N/P/Q.	PAF	3	53	40	99	95
<u>Special Operations - Total</u>		10	190	141	246	226
A-1E/F/G/J, A-37B, AC-119G/K, AC-130A, C/UC-123K, C-130E, C-47A, CH-3E, CH-53C, O-2B, UH-1N	PAF	10	190	141	246	226

DOWNGRADE AT 3 YEAR INTERVALS;
DECLASSIFIED AFTER 12 YEARS.
DOD DIR. 5200.10

SECRET**TABLE 8 - USAF COMBAT FORCES, READINESS STATUS OF AIRCRAFT AND AIRCREWS IN SOUTHEAST ASIA BY WEAPONS SYSTEM, AT END OF QUARTER - FY 1971 (CONTINUED)**

WEAPONS SYSTEM	COMMAND OF ASSIGNMENT	SQUADRONS ORGANIZED	AIRCRAFT		AIRCREWS	
			Possessed	Ready	Formed	Ready
31 DECEMBER 1970 (Continued)						
<u>GENERAL PURPOSE (Continued)</u>						
<u>Tactical Airlift - Total</u>		<u>8</u>	<u>180</u>	<u>135</u>	<u>257</u>	<u>241</u>
C-7A	PAF	5	81	65	118	108
C-130B	PAF	-	18	9	25	25
C-130E	PAF	-	30	26	46	46
C/UC-123K.	PAF	3	51	35	68	62
<u>Tactical Air Control (Southeast Asia) - Total</u> . .		<u>7</u>	<u>327</u>	<u>258</u>	<u>495</u>	<u>418</u>
O-1E/F/G, O-2A, OV-10A	PAF	6	321	253	475	401
C-130E	PAF	1	6	5	20	17
<u>Defense Communications Planning Group - Total</u> . .		<u>2</u>	<u>21</u>	<u>13</u>	<u>42</u>	<u>39</u>
EC-121R.	PAF	1	9	4	18	18
QU-22B	PAF	1	12	9	24	21
<u>INTELLIGENCE AND COMMUNICATIONS</u>						
<u>Weather Service - Total</u>		-	<u>1</u>	<u>1</u>	<u>1</u>	<u>1</u>
WC-130B.	MTC	-	1	1	1	1
<u>Aerospace Rescue/Recovery - Total</u>		<u>4</u>	<u>49</u>	<u>41</u>	<u>58</u>	<u>53</u>
HH-3E, HH-43E/F, HH-53B, HC-130P	MTC	4	49	41	58	53
<u>Other - Total</u>		-	<u>8</u>	<u>7</u>	<u>9</u>	<u>9</u>
U-2R, DC-130E.	SAC	-	3	3	3	3
RC-130B.	PAF	-	5	4	6	6
31 MARCH 1971						
<u>STRATEGIC - OFFENSIVE</u>						
<u>Bomb - Total</u>		-	<u>52</u>	<u>52</u>	<u>64</u>	<u>64</u>
B-52D.	SAC	-	52	52	64	64
<u>Air Refueling - Total</u>		-	<u>32</u>	<u>32</u>	<u>68</u>	<u>68</u>
KC-135A.	SAC	-	32	32	68	68
<u>STRATEGIC - DEFENSIVE</u>						
<u>Airborne Early Warning and Control - Total</u>		-	<u>5</u>	<u>3</u>	<u>5</u>	<u>5</u>
EC-121D.	ADC	-	5	3	5	5
<u>GENERAL PURPOSE</u>						
<u>Tactical Fighter - Total</u>		<u>18</u>	<u>310</u>	<u>198</u>	<u>383</u>	<u>378</u>
F-4D	PAF	9	158	99	192	191
F-4E	PAF	4	64	41	88	86
F-100D/F	PAF	4	69	46	87	86
F-105D/F	PAF	1	19	12	16	15
<u>Tactical Bomb - Total</u>		<u>1</u>	<u>10</u>	<u>4</u>	<u>20</u>	<u>19</u>
B-57G.	PAF	1	10	4	20	19

SECRET

DOWNGRADE AT 3 YEAR INTERVALS;
 DECLASSIFIED AFTER 12 YEARS.
 DOD DIR. 5200, 10

TABLE 8 - USAF COMBAT FORCES, READINESS STATUS OF AIRCRAFT AND AIRCREWS IN SOUTHEAST ASIA BY WEAPONS SYSTEM, AT END OF QUARTER - FY 1971 (Continued)

WEAPONS SYSTEM	COMMAND OF ASSIGNMENT	SQUADRONS ORGANIZED	AIRCRAFT		AIRCREWS	
			Possessed	Ready	Formed	Ready
31 MARCH 1971 (Continued)						
<u>GENERAL PURPOSE (Continued)</u>						
<u>Tactical Reconnaissance - Total</u>		<u>2</u>	<u>43</u>	<u>32</u>	<u>45</u>	<u>45</u>
RF-4C	PAF	2	43	32	45	45
<u>Tactical Electronic Warfare - Total</u>		<u>4</u>	<u>77</u>	<u>54</u>	<u>119</u>	<u>108</u>
EB-66C/E	PAF	1	24	8	20	20
EC-47N/P/Q	PAF	3	53	46	99	88
<u>Special Operations - Total</u>		<u>11</u>	<u>187</u>	<u>134</u>	<u>246</u>	<u>229</u>
A-1E/F/G/H/J, A-37B, AC-119G/K, AC-130A, C/UC-123K, C-130E, C-47A, CH-53C, O-2B, UH-1N	PAF	11	187	134	246	229
<u>Tactical Airlift - Total</u>		<u>8</u>	<u>181</u>	<u>149</u>	<u>273</u>	<u>255</u>
C-7A	PAF	5	75	60	117	109
C-123K	PAF	3	49	40	77	67
C-130B	PAF	-	24	17	29	29
C-130E	PAF	-	33	32	50	50
<u>Tactical Air Control System (Southeast Asia) - Total</u>		<u>6</u>	<u>287</u>	<u>225</u>	<u>518</u>	<u>405</u>
O-1E/F, O-2A, OV-10A	PAF	5	281	220	496	386
C-130E	PAF	1	6	5	22	19
<u>Defense Communications Planning Group - Total</u>		<u>2</u>	<u>26</u>	<u>15</u>	<u>31</u>	<u>31</u>
EC-121R	PAF	1	9	7	9	9
QU-22B	PAF	1	17	8	22	22
<u>INTELLIGENCE AND COMMUNICATIONS</u>						
<u>Weather Service - Total</u>		<u>-</u>	<u>1</u>	<u>1</u>	<u>1</u>	<u>1</u>
WC-130E	MTC	-	1	1	1	1
<u>Aerospace Rescue/Recovery - Total</u>		<u>4</u>	<u>50</u>	<u>43</u>	<u>61</u>	<u>58</u>
HH-3E, HH-43B/F, HH-53B/G, HC-130P	MTC	4	50	43	61	58
<u>Other - Total</u>		<u>-</u>	<u>8</u>	<u>8</u>	<u>11</u>	<u>11</u>
U-2R, DC-130E	SAC	-	3	3	3	3
RC-130B	PAF	-	5	5	8	8
30 JUNE 1971						
<u>STRATEGIC - OFFENSIVE</u>						
<u>Bomb - Total</u>		<u>-</u>	<u>44</u>	<u>44</u>	<u>44</u>	<u>44</u>
B-52D	SAC	-	44	44	44	44
<u>Air Refueling - Total</u>		<u>-</u>	<u>35</u>	<u>35</u>	<u>63</u>	<u>63</u>
KC-135A	SAC	-	35	35	63	63

DOWNGRADE AT 3 YEAR INTERVALS; DECLASSIFIED AFTER 12 YEARS. DOD DIR, 5200, 10

SECRET

TABLE 8 - USAF COMBAT FORCES, READINESS STATUS OF AIRCRAFT AND AIRCREWS IN SOUTHEAST ASIA BY WEAPONS SYSTEM, AT END OF QUARTER - FY 1971 (CONTINUED)

WEAPONS SYSTEM	COMMAND OF ASSIGNMENT	SQUADRONS ORGANIZED	AIRCRAFT		AIRCREWS	
			Possessed	Ready	Formed	Ready
30 JUNE 1971 (Continued)						
STRATEGIC - DEFENSIVE						
<u>Airborne Early Warning and Control - Total</u>		-	<u>3</u>	<u>2</u>	<u>3</u>	<u>3</u>
EC-121D	ADC	-	3	2	3	3
GENERAL PURPOSE						
<u>Tactical Bomb - Total</u>		<u>1</u>	<u>10</u>	<u>8</u>	<u>15</u>	<u>15</u>
B-57G	PAF	1	10	8	15	15
<u>Tactical Fighter - Total</u>		<u>18</u>	<u>287</u>	<u>204</u>	<u>373</u>	<u>371</u>
F-4D	PAF	9	145	103	196	195
F-4E	PAF	4	71	48	86	85
F-100D/F	PAF	4	59	46	76	76
F-105D/F	PAF	1	12	7	15	15
<u>Tactical Reconnaissance - Total</u>		<u>2</u>	<u>37</u>	<u>25</u>	<u>49</u>	<u>49</u>
RF-4C	PAF	2	37	25	49	49
<u>Tactical Electronic Warfare - Total</u>		<u>4</u>	<u>64</u>	<u>45</u>	<u>117</u>	<u>106</u>
EB-66C/E	PAF	1	15	8	19	19
EC-47N/P/Q	PAF	3	49	37	98	87
<u>Special Operations - Total</u>		<u>2</u>	<u>167</u>	<u>119</u>	<u>227</u>	<u>213</u>
A-1E/G/H/J, UH-1P, O-2B, A-37B, CH-3E, C/HC-47A/D, AC-119G/K, C/AC/UC-12K, C/AC-130A	PAF	9	167	119	227	213
<u>Tactical Airlift - Total</u>		<u>7</u>	<u>156</u>	<u>132</u>	<u>223</u>	<u>212</u>
C-7A	PAF	5	79	64	111	105
C/UC-12K	PAF	2	35	27	47	42
C-130B	PAF	-	13	13	21	21
C-130E	PAF	-	29	28	44	44
<u>Tactical Air Control System (Southeast Asia) - Total</u>		<u>7</u>	<u>263</u>	<u>208</u>	<u>456</u>	<u>407</u>
O-2A, OV-10A, C-130	PAF	5	237	193	420	374
EC-121R, QU-22B	PAF	2	26	15	36	33
INTELLIGENCE AND COMMUNICATIONS						
<u>Weather Service - Total</u>		-	<u>2</u>	<u>2</u>	<u>2</u>	<u>2</u>
WC-130B/E	MTC	-	2	2	2	2
<u>Aerospace Rescue/Recovery - Total</u>		<u>4</u>	<u>52</u>	<u>40</u>	<u>69</u>	<u>59</u>
HH-3E, HH-43B/F, HH-53B, HC-130P	MTC	4	52	40	69	59
<u>Other - Total</u>		-	<u>8</u>	<u>8</u>	<u>10</u>	<u>10</u>
U-2R, DC-130A/E	SAC	-	3	3	3	3
RC-130B	PAF	-	5	5	7	7

Source: Data Applications Division, Data Services Center,
Comptroller of the Air Force

SECRET

DOWNGRADE AT 3 YEAR INTERVALS;
DECLASSIFIED AFTER 12 YEARS.
DOD DIR. 5200.10



Flight Operations

PART II

INTRODUCTION

Aircraft flight operations data included in this section are based on statistics submitted in accordance with AFM 65-110, RCS: 1-HAF-A1. These reports are compiled on a physical possession basis with the various activity categories determined by the assignment or status of the aircraft rather than actual use.

The tables provide summary data covering flight operations for operating active USAF aircraft and include aircraft flying hours, utilization, etc. Non-operating active totals are shown as a one-line entry.

DEFINITIONS

OPERATING ACTIVE AIRCRAFT - Aircraft currently and actively engaged in or supporting flying missions. Assignment categories are as follows:

TACTICAL AND COMBAT SUPPORT:

Combat Unit - Aircraft assigned for the direct accomplishment of combat unit operations.

Combat Support - Aircraft assigned for the direct accomplishment of combat support operations.

Combat Unit Support - Aircraft assigned for the direct support of combat units and combat supporting unit operations.

Combat Tactics Development - Aircraft assigned to combat commands for the purpose of developing and testing tactics to be employed in functions of combat unit operations.

Combat Flying Support - Aircraft assigned for the purpose of accomplishing essential combat flying functions that cannot be performed in tactical type aircraft.

Industrial Funded - Aircraft assigned to Military Airlift Command (MAC) for the accomplishment of single manager operations for airlift service.

STUDENT AND COMBAT CREW TRAINING:

Aircraft assigned to accomplish student and combat crew training or indoctrination.

OPERATIONAL SUPPORT:

Aircraft assigned to Air Force units in support of proficiency flying for those rated personnel who are not assigned to crew positions and cannot be provided their AFR 60-2 flying requirements in aircraft assigned in any other code.

ADMINISTRATIVE:

Aircraft assigned to support command administrative, executive, and inspection functions.

SPECIAL ACTIVITY AND UTILITY TRANSPORT:

Special Activity - Aircraft assigned to accomplish special activities of the Air Force and other Government agencies.

Command Mission Support - Aircraft assigned to accomplish necessary unscheduled airlift of personnel and materiel in support of Air Force bases and units.

TEST AND TEST SUPPORT:

Bailment Test - Aircraft assigned to approved Air Force contractors for the performance or support of research, development, or test programs for the Air Force.

Test Support - Aircraft assigned for the purpose of supporting test programs by actual participation, or for the purpose of research, development, or test of equipment requiring airborne platforms.

UNCLASSIFIED FLIGHT OPERATIONS (CONTINUED)

DEFINITIONS (CONTINUED)

Test - Aircraft assigned to evaluate the aircraft or its components.

MISSION/DESIGN/SERIES - Air Force Regulations (6-11, Designating, Redesignating, and Naming Military Aircraft, dated, 18 September 1962 and 66-11A dated, 5 August 1964 and 66-20, Designating, Redesignating, and Naming Military Rockets and Guided Missiles dated, 3 April 1965 and 66-20A dated, 30 January 1964, establish a uniform system for designating redesignating, and naming military aircraft and missiles.

NON-OPERATING ACTIVE AIRCRAFT - Aircraft of the following types: Enroute aircraft other than ferry flights; Enroute aircraft on ferry flights; MAP aircraft temporarily diverted to USAF; Non-MAP aircraft temporarily diverted to USAF; New production aircraft; Flyable storage; Battle damage, evacuate to CONUS; Battle damage, repair by RAM team; Battle damage, awaiting major components; Battle damage, AFLC assistance not required; Battle damage, evacuate to contractor; Crash/Battle damage, awaiting AFLC assistance or decision; Contract work (for use by Air Force Logistics Command only); Extended transient maintenance, (for base use only); Depot level work-field teams; Crash damage (base use only); Depot work (for AFLC use only); Depot prototyping, for use by Air Force Logistics Command only; Major maintenance awaiting AFLC decision; Crash damage, AFLC; Contract work (for Air Force Systems Command only); Command programmed maintenance; Excess to command requirements.

INACTIVE AIRCRAFT - Exempt from reporting.

UNCLASSIFIED

TABLE 9 -- USAF FLIGHT OPERATIONS BY TYPE OF ACTIVITY, WORLD-WIDE, BY QUARTER -- FY 1971

TYPE OF ACTIVITY	TOTAL		FIRST QUARTER		SECOND QUARTER		THIRD QUARTER		FOURTH QUARTER	
	HOURS FLOWN	AVG A/C ON HAND DURING YEAR	HOURS FLOWN	AVG A/C ON HAND DURING QTR	HOURS FLOWN	AVG A/C ON HAND DURING QTR	HOURS FLOWN	AVG A/C ON HAND DURING QTR	HOURS FLOWN	AVG A/C ON HAND DURING QTR
OPERATING ACTIVE										
COMBAT UNIT	1,117,758	2,664	285,831	2,713	268,457	2,698	283,803	2,650	279,667	2,593
COMBAT SUPPORT UNIT	1,576,045	2,236	421,681	2,339	387,491	2,274	389,643	2,202	377,230	2,130
COMBAT FLYING SUPPORT	86,709	199	23,376	216	21,072	206	21,855	197	20,408	175
INDUSTRIAL FUND	626,932	308	170,769	304	163,921	312	149,539	311	142,703	303
STUDENT AND COMBAT CREW TRAINING	1,615,667	2,991	430,561	3,046	387,551	3,003	392,702	2,964	404,853	2,952
OPERATIONAL SUPPORT	25,381	51	5,369	40	4,807	40	5,883	45	9,322	80
UTILITY TRANSPORTATION	268,039	353	75,435	368	70,229	376	61,157	350	61,218	319
ADMINISTRATION	84,803	107	20,389	102	21,834	108	20,311	107	22,269	112
SPECIAL ACTIVITY	87,559	138	22,329	141	20,136	127	21,347	138	23,747	145
BAILMENT TEST	1,953	-	688	-	392	-	319	-	554	-
BAILMENT TEST - SUPPORT	393	-	72	-	9	-	-	-	312	-
TEST	9,842	49	2,690	44	2,202	48	2,540	56	2,410	48
COMBAT TEST TACTICAL	11,488	43	2,609	41	2,901	46	2,928	43	3,050	40
TEST SUPPORT	49,185	178	13,322	179	11,714	173	10,265	175	13,884	185
OPERATING ACTIVE - TOTAL	5,561,754	9,316	1,475,121	9,533	1,362,716	9,411	1,362,292	9,238	1,361,625	9,082
NON-OPERATING ACTIVE - TOTAL	21,899	1,089	4,733	1,158	6,212	1,100	4,548	1,019	6,406	1,082
TOTAL	5,583,653	10,405	1,479,854	10,691	1,368,928	10,511	1,366,840	10,253	1,368,031	10,164

NOTE: Average Aircraft on Hand in Tables 9 and 10 vary slightly due to method of rounding.

SOURCE: DATA APPLICATIONS DIVISION, DATA SERVICES CENTER, COMPTROLLER OF THE AIR FORCE

DOWNGRADED TO:
UNCLASSIFIED AFTER 1 YEAR
Authority: AFM 88-118
Paragraph 11a, 1 Aug. 88

SECRET

SECRET

TABLE 10 - USAF FLIGHT OPERATIONS OF ACTIVE AIRCRAFT BY MISSION.

MISSION, DESIGN, AND SERIES	TOTAL		FIRST QUARTER			SECOND QUARTER		
	HOURS FLOWN	AVERAGE AIRCRAFT ON HAND DURING YEAR	HOURS FLOWN	AVERAGE AIRCRAFT ON HAND DURING QTR	QUARTER UTILIZATION RATE	HOURS FLOWN	AVERAGE AIRCRAFT ON HAND DURING QTR	QUARTER UTILIZATION RATE
OPERATING								
FB111	12,523	38	973	6	162	2,912	33	88
B 52B	40	1	12	2	6	8	1	8
B 52C	9,955	28	2,809	28	100	2,446	30	82
B 52D	81,325	122	24,428	121	202	17,705	124	143
B 52F	21,519	41	5,599	48	117	4,866	47	104
B 52G	64,435	156	14,877	158	94	15,909	156	102
B 52H	35,325	84	8,639	83	104	8,118	80	101
BOMBER - TOTAL	225,122	470	57,337	446	129	51,964	471	110
KC135A	267,926	559	68,343	547	125	64,313	563	114
KC135Q	21,632	52	4,963	51	97	5,201	50	104
KC135R/T	1,866	3	562	3	187	384	2	192
KC 97G/L	-	-	-	-	-	-	-	-
KC 97L	-	-	-	-	-	-	-	-
TANKER - TOTAL	291,424	614	73,868	601	123	69,898	615	114
F111A	16,856	60	743	32	23	4,741	54	88
F111D	35	1	10	-	-	22	1	22
F111E	14,914	50	978	8	122	3,450	42	82
F106A	50,667	182	13,049	182	72	12,440	184	68
F106B	12,426	45	3,355	44	76	2,874	48	60
F105D	24,211	82	10,392	114	91	5,629	82	69
F105F	8,245	29	2,618	35	75	2,154	31	69
F105G	15,351	25	3,783	29	130	4,088	25	164
F104A	1,064	6	272	6	45	246	6	41
F104B	222	1	24	2	12	70	1	70
F104C	745	4	175	4	44	159	4	40
F104D	2,558	10	674	10	67	626	10	63
F104G	10,262	43	2,956	44	67	2,506	41	61
F102A	16,999	59	5,669	78	73	4,713	73	65
TF102A	4,392	16	1,583	23	69	1,020	16	64
F101B	9,104	39	3,059	49	62	2,849	49	58
F/TF101F	5,226	19	1,691	24	70	1,660	25	66
F100C	568	2	414	5	83	151	2	76
F100D	82,112	263	24,348	294	83	19,706	276	71
F100F	26,096	87	7,887	97	81	6,674	88	76
F 86H	-	-	-	-	-	-	-	-
F 84F	-	-	-	-	-	-	-	-
A 7D	22,953	62	2,734	31	88	4,451	52	86
F 5A	1,675	5	319	3	106	361	4	90
F 5B	2,272	5	569	5	114	547	5	109
F 4C	86,368	271	22,145	285	78	21,501	283	76
F 4D	183,149	446	44,941	458	98	42,973	451	95
F 4E	200,136	466	46,450	463	100	48,024	466	103
FIGHTER - TOTAL	798,608	2,277	200,838	2,326	86	193,635	2,319	83
EC135	29,293	46	7,478	44	170	6,732	45	150
RC135	24,840	19	6,279	19	330	6,197	19	326
WC135B	14,929	7	3,892	8	487	3,838	7	548
RC130A	2,332	4	1,341	7	192	991	8	124
WC130B	13,594	11	2,093	6	349	3,147	12	262
WC130E	7,310	4	2,234	5	447	1,700	4	425
RC130S	142	1	-	-	-	-	-	-
EC121C/D/K/P/S	5,042	5	5,042	19	265	-	-	-
C/EC121D/G/Q/T	7,196	8	-	-	-	-	-	-
EC121D/S/T	12,640	14	-	-	-	6,778	29	234
EC121H/Q	733	1	733	3	244	-	-	-
EC121Q	1,399	2	-	-	-	735	3	245
EC121R	20,962	15	7,139	20	357	5,223	18	290
EC121T	1,127	3	1,127	10	113	-	-	-
RF101A/B/C/G/H	9,302	30	5,922	66	90	3,033	44	69
RF 84F	-	-	-	-	-	-	-	-
RB 66B	-	-	-	-	-	-	-	-
EB 66B/E	19,036	39	4,697	45	104	4,525	38	119
EB 66C/D	5,635	11	1,653	13	127	1,583	10	150
EB/RB 57A	3,134	11	901	11	82	760	12	63

SECRET

 DOWNGRADED TO:
 UNCLASSIFIED AFTER 1 YEAR
 Authority: AFM 85-110
 Paragraph 11c, 1 Aug. 88

DESIGN, AND SERIES, WORLD-WIDE, BY QUARTER - FY 1971

THIRD QUARTER			FOURTH QUARTER			MISSION, DESIGN, AND SERIES
HOURS FLOWN	AVERAGE AIRCRAFT ON HAND DURING QTR	QUARTER UTILIZATION RATE	HOURS FLOWN	AVERAGE AIRCRAFT ON HAND DURING QTR	QUARTER UTILIZATION RATE	
ACTIVE						
3,942	52	76	4,696	62	76	FB111
11	1	11	9	1	9	B 52B
2,644	28	94	2,056	27	76	B 52C
18,825	123	153	20,367	119	171	B 52D
5,352	37	145	5,702	33	173	B 52F
16,571	157	106	17,078	153	112	B 52G
9,107	83	110	9,461	90	105	B 52H
56,452	481	117	59,369	485	122	BOMBER - TOTAL
66,671	564	118	68,599	562	122	KC135A
5,489	54	102	5,979	53	113	KC1350
537	2	269	383	3	128	KC135R/T
-	-	-	-	-	-	KC 97G/L
-	-	-	-	-	-	KC 97L
72,697	620	117	74,961	618	121	TANKER - TOTAL
6,351	69	92	5,021	84	60	F111A
-	-	-	3	-	-	F111D
6,422	75	86	4,064	73	56	F111E
12,431	182	68	12,747	181	70	F106A
3,019	45	67	3,178	42	76	F106B
4,121	66	62	4,069	64	84	F105D
1,745	25	70	1,724	25	69	F105F
3,592	25	144	3,888	22	177	F105G
249	6	42	297	6	50	F104A
93	1	93	35	1	35	F104B
258	4	65	153	3	51	F104C
553	9	61	705	11	64	F104D
2,160	41	53	2,640	46	57	F104G
4,797	63	76	1,820	21	87	F102A
1,187	16	74	602	7	86	TF102A
2,689	48	56	509	9	57	F101B
1,307	20	65	568	8	71	F/TF101F
3	-	-	-	-	-	F100C
20,370	258	79	17,688	225	79	F100D
5,693	80	71	5,842	82	71	F100F
-	-	-	-	-	-	F 86H
-	-	-	-	-	-	F 84F
6,454	68	95	9,314	97	96	A 7D
452	5	90	543	6	91	F 5A
597	5	119	559	5	112	F 5B
21,192	241	88	21,530	273	79	F 4C
47,120	439	107	48,115	437	110	F 4D
51,763	454	114	53,899	460	112	F 4E
204,622	2,245	91	199,513	2,208	90	FIGHTER - TOTAL
7,453	46	162	7,630	48	159	EC135
6,013	18	334	6,351	18	353	RC135
3,405	7	486	3,794	7	542	WC135B
-	-	-	-	-	-	RC130A
4,226	13	325	4,128	11	375	WC130B
1,288	3	429	2,088	5	418	WC130E
9	1	9	133	1	133	RC130S
-	-	-	-	-	-	EC121C/D/K/P/S
-	-	-	7,196	30	240	C/EC121D/G/Q/T
5,862	27	217	-	-	-	EC121D/S/T
-	-	-	-	-	-	EC121H/Q
664	4	166	-	-	-	EC121Q
4,734	12	395	3,866	11	351	EC121R
-	-	-	-	-	-	EC121T
339	7	48	8	1	8	RF101A/B/C/G/H
-	-	-	-	-	-	RF 84F
-	-	-	-	-	-	RB 66B
4,586	38	121	5,228	35	149	EB 66B/E
1,247	10	125	1,232	9	137	EB 66C/D
852	11	77	621	9	69	EB/RB 57A

DOWNGRADED TO:
UNCLASSIFIED AFTER 1 YEAR
Authority: AFM 85-110
Paragraph 11c, 1 Aug. 88

SECRET

TABLE 10 - USAF FLIGHT OPERATIONS OF ACTIVE AIRCRAFT BY MISSION.

MISSION, DESIGN, AND SERIES	TOTAL		FIRST QUARTER			SECOND QUARTER		
	HOURS	AVERAGE	HOURS	AVERAGE	QUARTER	HOURS	AVERAGE	QUARTER
	FLOWN	AIRCRAFT ON HAND DURING YEAR	FLOWN	AIRCRAFT ON HAND DURING QTR	UTILI- ZATION RATE	FLOWN	AIRCRAFT ON HAND DURING QTR	UTILI- ZATION RATE
								OPERATING
B/EB 57B/G	8,956	24	1,725	20	86	2,196	25	88
R/RB 57C	4,511	10	1,162	9	129	1,193	9	133
EB 57D	898	2	681	5	136	217	1	217
B/EB/RB 57E	15,169	38	3,759	40	94	3,678	39	94
RB 57F	7,545	11	1,684	9	187	1,954	9	217
EC 47	86,014	53	20,467	49	418	21,383	53	403
RB 47H	22							
B/RB 45	12		12					
OV 10A	113,834	116	29,190	124	235	26,940	114	236
RF 5A	262	1	130	2	65	132	3	44
RF 4C	109,327	297	29,828	289	103	26,414	298	89
RECONNAISSANCE - TOTAL	529,196	783	139,169	923	169	129,269	800	162
HC130H/N/P	47,908	65	12,794	65	197	11,919	65	183
HC 54D	61		61	1	61			
HH 53B/C	14,086	30	3,272	23	142	3,500	30	117
HC 47	1,944	3	799	2	400	706	3	235
HH 43B	38,461	131	10,524	136	77	9,520	129	74
HH 43F	2,362	8	449	6	75	548	7	78
HU 16B	1,183	4	423	5	85	263	3	88
HH 3E	13,133	35	3,048	32	95	3,372	35	96
SEARCH AND RESCUE - TOTAL	119,138	276	31,370	270	116	29,828	272	110
C141	549,083	250	151,490	252	601	142,488	251	568
C/VC140A/B	11,847	14	3,155	13	243	3,098	13	238
VC137B/C	2,306	4	700	4	175	536	4	134
C135A	2,226	5	561	5	112	534	4	134
C135B	1,064	4	286	4	72	425	4	106
VC135B	5,612	5	1,379	5	276	1,327	4	332
C133A	24,865	18	8,066	21	384	8,047	23	350
C133B	19,499	12	4,658	11	423	4,932	12	411
C131A	16,847	22	4,692	24	196	4,337	23	189
VC131A	1,918	4	449	4	112	483	4	121
C131B	12,056	27	2,837	25	113	2,703	26	104
C131D	12,140	18	4,036	24	168	4,297	25	172
VC131D	792	1	286	2	143	303	2	192
C/VC131D	4,434	7						
C131E	4,439	7	1,236	7	177	1,046	7	149
NC131H	64		13					
VC131H	2,763	4	612	3	204	730	4	183
A/D/R/N/C130A	27,691	36						
C/AC/DC/HC130A	35,516	47	18,530	97	191	16,986	91	187
C130B	66,701	67	17,833	70	255	15,915	68	234
C130D	6,398	11	1,540	10	154	1,581	11	144
C/DC130E	256,681	253	64,714	264	245	62,030	261	238
C124C	4,021	6	1,021	6	170	1,105	6	184
C/UC123B	3,221	6	902	6	150	819	7	117
VC123K	259	1						
C/UC123K	87,503	105	22,861	108	212	22,752	106	215
C121C	251	2	83	2	42	93	2	47
C/EC121C/S	186	1						
C121G	4,366	4	1,355	5	271	1,572	6	262
C119G/J	4,527	8				1,507	10	151
C/AC119G/J	5,387	8	5,387	33	163			
YC119K	16	1						
C/AC119K	2,832	5	2,832	19	149			
C/VC118A	66,172	64	16,627	86	193	16,513	83	199
C 97D/E/F/G/K	14,253	22	4,431	25	177	4,336	26	167
C/VC 54D/E/G/H	24,419	39	7,985	50	160	6,145	43	143
CH 53C	3,878	8	519	4	130	842	8	105
C/AC/VC 47A/B/D	56,890	112	17,401	132	132	15,234	118	129
VT 29E								
H/CH 21B	2,994	14	1,278	21	58	974	16	61
H/HU 19B	3,380	14	1,315	18	73	1,096	18	61
C 9	20,479	12	5,565	12	464	5,118	12	427
C 7A	112,317	98	28,782	99	291	27,308	99	276

SECRET

DOWNGRADED TO:
UNCLASSIFIED AFTER 1 YEAR
Authority: AFM 88-110
Paragraph 11c, 1 Aug. 88

DESIGN, AND SERIES, WORLD-WIDE, BY QUARTER - FY 1971 (CONTINUED)

THIRD QUARTER			FOURTH QUARTER			MISSION, DESIGN, AND SERIES
HOURS FLOWN	AVERAGE AIRCRAFT ON HAND DURING QTR	QUARTER UTILIZATION RATE	HOURS FLOWN	AVERAGE AIRCRAFT ON HAND DURING QTR	QUARTER UTILIZATION RATE	
ACTIVE						
2,458	24	102	2,577	25	103	B/EB 57B/G
1,116	9	124	1,040	11	95	R/RB 57C
-	-	-	-	-	-	EB 57D
3,751	38	99	3,981	36	111	B/EB/RB 57E
1,883	11	171	2,024	13	156	RB 57F
23,269	55	423	20,895	53	394	EC 47
-	-	-	22	-	-	RB 47H
-	-	-	-	-	-	B/RB 45
29,522	114	259	28,182	112	252	OV 10A
-	-	-	-	-	-	RF 5A
26,416	303	87	26,669	297	90	RF 4C
129,093	751	172	127,665	732	174	RECONNAISSANCE - TOTAL
11,690	64	183	11,505	65	177	HC130W/N/P
-	-	-	-	-	-	HC 54D
3,638	32	114	3,676	35	105	HH 53B/C
233	3	78	206	2	103	HC 47
9,736	132	74	8,681	127	68	HH 43B
624	3	78	741	9	82	HH 43F
232	4	58	265	5	53	HU 16B
3,245	37	88	3,468	36	96	HM 3E
29,398	280	105	28,542	279	102	SEARCH AND RESCUE - TOTAL
129,632	246	527	125,473	251	500	C141
2,925	14	209	2,669	14	191	C/VC140A/B
423	3	141	647	4	162	VC137B/C
617	5	123	514	5	103	C135A
214	3	71	139	4	35	C135B
1,351	5	270	1,555	4	389	VC135B
6,660	22	303	2,092	6	349	C133A
5,272	13	406	4,637	11	422	C133B
4,000	22	182	3,818	20	191	C131A
542	4	136	444	4	111	VC131A
2,841	28	101	3,675	30	123	C131B
3,807	24	159	-	-	-	C131D
203	1	203	-	-	-	VC131D
-	-	-	4,434	26	171	C/VC131D
973	7	139	1,184	7	169	C131E
-	-	-	51	-	-	NC131M
641	4	160	780	4	195	VC131H
15,958	82	195	11,733	62	189	A/D/R/W/C130A
-	-	-	-	-	-	C/AC/DC/WC130A
17,523	68	25A	15,430	61	253	C130B
1,432	11	148	1,645	11	150	C130D
61,996	256	242	67,941	272	250	C/DC130E
1,016	6	169	879	6	147	C124C
721	6	120	779	4	195	C/UC123B
107	1	107	152	1	152	VC123K
22,649	110	206	19,241	96	200	C/UC123K
75	2	38	-	-	-	C121C
-	-	-	186	2	93	C/EC121C/S
1,439	6	240	-	-	-	C121G
1,581	11	144	1,439	11	131	C119G/J
-	-	-	-	-	-	C/AC119G/J
-	1	-	16	1	16	YC119K
-	-	-	-	-	-	C/AC119K
16,791	82	205	16,241	85	191	C/VC118A
3,246	21	155	2,240	16	140	C 97D/E/F/G/K
5,409	34	159	4,880	30	163	C/VC 54D/E/G/M
1,292	11	117	1,225	10	123	CH 53C
13,259	106	125	10,996	90	122	C/AC/VC 47A/B/D
-	-	-	-	-	-	VT 29E
575	13	44	217	5	43	H/CH 21B
636	13	49	333	7	48	H/UH 19B
4,853	12	404	4,943	12	412	C 9
27,582	96	287	28,645	97	295	C 7A

DOWNGRADED TO:
UNCLASSIFIED AFTER 1 YEAR
Authority: AFM 85-110
Paragraph 11c, 1 Aug. 88

SECRET

TABLE 10 - USAF FLIGHT OPERATIONS OF ACTIVE AIRCRAFT BY MISSION.

MISSION, DESIGN, AND SERIES	TOTAL		FIRST QUARTER			SECOND QUARTER		
	HOURS	AVERAGE AIRCRAFT ON HAND DURING YEAR	HOURS	AVERAGE AIRCRAFT ON HAND DURING QTR	QUARTER UTILIZATION RATE	HOURS	AVERAGE AIRCRAFT ON HAND DURING QTR	QUARTER UTILIZATION RATE
	FLOWN		FLOWN			FLOWN		
								OPERATING
VC 6A	636	1	162	1	162	157	1	157
C 5A	20,133	19	5,065	10	307	4,481	16	280
CH 3B/C	5,553	14	1,511	14	108	1,558	13	120
CH 3E	15,683	37	3,882	38	102	4,267	36	119
CARGO - TOTAL	1,924,298	1,447	413,987	1,534	270	387,675	1,463	265
TF104G	7,534	27	2,201	29	76	2,006	30	67
TC 47	779	3	207	3	69	182	3	61
T 41A/B/C	4,772	10	4,772	39	122	-	-	-
T 41A/C/D	9,239	20	-	-	-	-	-	-
T 41C/D	5,517	10	-	-	-	5,517	39	141
T 39A/B	128,845	117	36,039	116	311	33,152	118	281
T 39F	2,059	2	672	3	224	546	2	273
T 38A	598,574	1,003	156,454	1,004	156	142,038	1,001	142
T 37A/B/C	478,226	767	130,564	760	172	116,204	755	154
T 33A	155,875	346	44,058	376	117	36,942	345	107
DT 33A	471	4	140	4	35	109	4	27
T/VT 29A	22,473	38	5,673	39	145	5,785	40	145
T/VT 29B	45,565	70	12,282	69	178	10,922	72	152
ET 29C	2,103	3	464	2	232	536	4	134
T/VT 29C	79,455	103	20,434	101	202	17,783	104	171
ET 29D	4,462	12	1,124	11	102	831	12	69
T/VT 29D	46,159	67	12,116	65	186	11,021	68	162
T 28A/B/D	53,292	78	14,142	77	184	12,667	76	167
TRAINER - TOTAL	1,645,400	2,680	441,342	2,698	164	396,241	2,673	148
O 2A/B	207,667	319	55,720	339	164	45,227	317	143
O 1A/D/E/F/G	6,591	11	-	-	-	-	-	-
O 1E/F/G	21,330	36	11,830	78	152	9,500	64	148
OBSERVATION - TOTAL	235,588	366	67,550	417	162	54,727	381	144
AC119G	13,244	15	-	-	-	4,974	21	237
AC119K	9,845	17	-	-	-	2,401	22	109
A 37A/B	39,662	95	11,490	131	88	8,459	85	100
YA 37A/B	13	3	13	-	-	-	-	-
AT 33A	8,364	35	2,609	36	72	2,555	35	73
A 1E/G/H/J	29,495	61	9,851	78	126	8,153	69	118
ATTACK - TOTAL	100,623	223	23,963	245	98	26,542	232	114
U 10A/B/D	5,288	17	1,513	18	84	1,189	16	74
U 6A	3,032	9	736	11	67	767	8	96
U 4B	1,032	2	259	2	136	247	2	124
U 3A/B	6,155	15	1,483	15	99	1,540	14	110
U 1A	727	3	230	3	77	175	3	58
T/UH 1D/F	52,792	96	17,655	98	180	13,596	98	139
UH 1N	11,317	28	437	1	437	1,450	13	112
UH 1P	5,378	12	1,876	13	144	1,685	14	120
UTILITY - TOTAL	85,721	192	24,189	161	150	20,649	168	123
QF104	374	4	108	4	27	98	4	25
U 22	4,256	7	-	-	-	-	-	-
QU 22B	6,006	10	1,400	10	140	2,190	13	168
TARGET DRONES - TOTAL	10,636	21	1,508	14	108	2,288	17	135
OPERATING ACTIVE - TOTAL	5,561,754	9,339	1,475,121	9,535	155	1,362,716	9,411	145
NON-OPERATING ACTIVE - TOTAL	21,899	1,089	4,733	1,158	4	6,212	1,100	6
GRAND TOTAL	5,583,653	10,428	1,479,854	10,693	138	1,368,928	10,511	130

NOTE: Average Aircraft on Hand in Tables 9 and 10 vary slightly due to method of rounding.

SOURCE: DATA APPLICATIONS DIVISION, DATA SERVICES CENTER, COMPTROLLER OF THE AIR FORCE

SECRET

 DOWNGRADED TO:
 UNCLASSIFIED AFTER 1 YEAR
 Authority: AFM 88-110
 Paragraph 11c, 1 Aug. 88

DESIGN, AND SERIES, WORLD-WIDE, BY QUARTER - FY 1971 (CONTINUED)

THIRD QUARTER			FOURTH QUARTER			MISSION, DESIGN, AND SERIES
HOURS FLOWN	AVERAGE AIRCRAFT ON HAND DURING QTR	QUARTER UTILIZATION RATE	HOURS FLOWN	AVERAGE AIRCRAFT ON HAND DURING QTR	QUARTER UTILIZATION RATE	
ACTIVE						
136	1	136	181	1	181	VC 6A
5,786	23	252	6,801	25	272	C 5A
1,283	14	92	1,201	15	80	CM 3B/C
4,004	38	105	3,530	37	95	CM 3E
369,650	1,425	259	352,986	1,347	262	CARGO - TOTAL
1,755	24	63	1,572	22	71	TF104G
219	2	110	171	3	57	TC 47
-	-	-	-	-	-	T 41A/B/C
4,354	39	112	4,885	39	125	T 41A/C/D
-	-	-	-	-	-	T 41C/D
27,974	116	241	31,680	119	266	T 39A/B
358	1	358	483	1	483	T 39F
145,020	999	145	159,062	1,008	154	T 38A
115,373	763	151	116,085	789	147	T 37A/B/C
37,673	335	112	37,202	327	114	T 33A
118	4	30	104	4	26	DT 33A
4,747	37	128	6,268	37	169	T/VT 29A
10,875	71	153	11,486	66	174	T/VT 29B
428	2	214	675	3	225	ET 29C
18,846	105	179	22,392	102	220	T/VT 29C
1,042	12	87	1,465	11	133	ET 29D
11,294	67	169	11,728	66	178	T/VT 29D
12,199	82	149	14,284	76	188	T 28A/B/D
392,275	2,663	147	419,542	2,673	155	TRAINER - TOTAL
53,351	318	188	53,369	302	177	O 2A/B
5,660	37	153	931	3	116	O 1A/D/E/F/G
59,011	355	166	54,300	310	175	O 1E/F/G
4,003	19	211	4,267	20	213	OBSERVATION - TOTAL
3,474	23	151	3,970	21	189	AC119G
9,865	85	116	9,848	80	123	AC119K
-	-	-	-	-	-	A 37A/B
1,525	35	44	1,675	32	52	YA 37A/B
6,027	47	128	5,464	48	114	AT 33A
24,894	209	119	25,224	201	125	A 1E/G/H/J
1,202	17	71	1,384	15	92	ATTACK - TOTAL
714	8	89	815	8	102	U 10A/B/D
239	2	120	287	2	144	U 6A
1,551	14	111	1,581	17	93	U 4B
146	3	49	176	3	59	U 3A/B
12,355	96	129	9,186	90	102	U 1A
3,353	34	99	6,077	63	96	T/UH 1D/F
1,074	11	98	743	9	83	UH 1N
20,634	185	112	20,249	207	98	UH 1P
84	3	28	84	3	28	UTILITY - TOTAL
1,066	5	213	3,190	23	139	GF104
2,416	15	161	-	-	-	U 22
3,566	23	155	3,274	26	126	OU 22B
1,362,292	9,237	147	1,361,625	9,086	150	TARGET DRONES - TOTAL
4,548	1,015	4	6,406	1,082	6	OPERATING ACTIVE - TOTAL
1,366,840	10,252	133	1,368,031	10,168	135	NON-OPERATING ACTIVE - TOTAL
GRAND TOTAL						

DOWNGRADED TO:
 UNCLASSIFIED AFTER 1 YEAR
 Authority: AFM 88-118
 Paragraph 11c, 1 Aug. 88

SECRET

TABLE II - SOUTHEAST ASIA OPERATIONAL DATA BY MISSION.

MISSION, DESIGN, SERIES WITHIN BASES	30 SEPTEMBER 1970						31 DECEMBER 1970							
	AVER- AGE AIR- CRAFT ON HAND	FLYING HOURS				UTIL- IZA- TION RATE	SORTIES FLOWN	AVER- AGE AIR- CRAFT ON HAND	FLYING HOURS				UTIL- IZA- TION RATE	SORTIES FLOWN
		Total	Combat	Combat Support	Other				Total	Combat	Combat Support	Other		
OPERATING BASES														
C-47D (PAF)	1	-	-	-	-	-	1	-	-	-	-	-		
BANGKOK TOTAL	1	-	-	-	-	-	1	-	-	-	-	-		
A-1H (PAF)	-	-	-	-	-	-	-	-	-	-	-	-		
A-37B (LOO)	-	-	-	-	-	-	-	-	-	-	-	-		
A-37B (PAF)	67	5,957	5,890	-	67	89	29	3,653	3,605	-	48	126		
C-7A (PAF)	-	-	-	-	-	-	-	-	-	-	-	-		
C-47A (PAF)	2	364	363	-	1	182	2	604	602	-	2	302		
C-47D (PAF)	1	255	254	-	1	255	1	125	123	-	2	125		
UC-123K(PAF)	1	40	40	-	-	-	-	-	-	-	-	-		
DC-130A(SAO)	-	-	-	-	-	-	-	-	-	-	-	-		
DC-130E(SAO)	-	-	-	-	-	-	-	-	-	-	-	-		
F-100D(LOO)	-	-	-	-	-	-	-	-	-	-	-	-		
F-100D(PAF)	1	26	26	-	-	26	-	-	-	-	-	-		
F-100F(PAF)	-	-	-	-	-	-	-	-	-	-	-	-		
HH-43F (MTO)	2	181	176	-	5	91	2	174	161	-	13	87		
O-1E (PAF)	24	4,396	4,396	-	-	183	18	3,600	3,595	-	5	200		
O-1F (PAF)	1	287	287	-	-	287	3	695	694	-	1	232		
O-1G (PAF)	27	4,038	4,038	-	-	150	19	3,692	3,690	-	2	194		
O-2A (PAF)	65	11,333	11,290	-	43	174	43	8,045	7,995	-	50	187		
O-2B (PAF)	6	1,564	1,550	-	14	261	6	1,656	1,638	-	18	276		
OV-10A (LOO)	1	-	-	-	-	-	-	-	-	-	-	-		
OV-10A (PAF)	31	8,094	8,041	-	53	261	25	5,959	5,886	23	50	238		
BIEN HOA TOTAL	229	36,543	36,359	-	184	160	148	28,203	27,989	23	191	191		
C-47A (PAF)	1	188	160	-	28	188	1	97	88	-	9	97		
3INH THUY TOTAL	1	188	160	-	28	188	1	97	88	-	9	97		
A-37A (LOO)	5	-	-	-	-	-	1	-	-	-	-	-		
A-37A (PAF)	16	-	-	-	-	-	-	-	-	-	2	-		
C-7A (LOO)	-	-	-	-	-	-	2	-	-	-	-	1		
C-7A (PAF)	63	19,270	18,496	-	774	306	64	20,782	19,750	-	1,032	325		
C-47D (PAF)	1	211	87	123	1	211	1	178	16	158	4	178		
C-123K(PAF)	-	-	-	-	-	-	-	-	-	-	-	-		
C-130A(PAF)	11	4,533	4,290	-	243	412	10	3,881	3,695	-	166	388		
C-130B(PAF)	26	11,901	11,672	51	178	458	21	9,002	8,682	20	300	429		
HC-130N(MTO)	-	-	-	-	-	-	-	140	126	14	-	29		
HC-130P(MTO)	2	-	-	-	-	-	8	3,091	2,464	401	226	386		
F-100F(PAF)	-	-	-	-	-	-	-	-	-	-	-	-		
UH-1F (PAF)	-	-	-	-	-	-	3	-	-	-	-	-		
UH-1N (PAF)	-	-	-	-	-	-	3	183	164	-	19	61		
UH-1P (PAF)	-	-	-	-	-	-	13	1,670	1,542	-	128	128		
HH-43B (MTO)	2	182	174	-	8	91	-	-	-	-	-	-		
O-1F (PAF)	16	1,850	1,847	-	3	116	14	677	677	-	48	463		
O-2A (PAF)	76	14,160	14,126	7	27	186	58	8,369	8,358	5	6	144		
OV-10A (PAF)	-	-	-	-	-	-	-	-	-	-	-	-		
CAM RANH BAY TOTAL	218	52,107	50,692	181	1,234	239	196	47,975	45,474	598	1,903	245		
C-7A (PAF)	-	-	-	-	-	-	-	-	-	-	-	-		
DC-130E(SAO)	-	-	-	-	-	-	-	-	-	-	-	-		
CAN THO TOTAL	-	-	-	-	-	-	-	-	-	-	-	-		
A-1H (LOO)	-	-	-	-	-	-	1	-	-	-	-	-		
A-1H (PAF)	8	1,064	1,064	-	-	133	7	883	883	-	126	365		
A-1J (PAF)	3	378	378	-	-	126	1	123	123	-	123	58		
C-47A (PAF)	2	457	442	-	15	229	1	259	255	-	4	259		
HC-47A (PAF)	1	169	168	-	-	168	1	93	88	-	5	93		

SECRET

 DOWNGRADED TO:
 UNCLASSIFIED AFTER 1 YEAR
 Authority: AFM 88-110
 Paragraph 11c, 1 Aug. 88

AVERAGE AIR-CRAFT ON HAND	31 MARCH 1971					SORTIES FLOWN	30 JUNE 1971					MISSION, DESIGN, SERIES WITHIN BASES		
	FLYING HOURS				UTILIZATION RATE		FLYING HOURS				UTILIZATION RATE		SORTIES FLOWN	
	Total	Combat	Combat Support	Other			Total	Combat	Combat Support	Other				
OPERATING BASES														
1	-	-	-	-	-	-	1	-	-	-	-	-	C-47D (PAF)	
1	-	-	-	-	-	-	1	-	-	-	-	-	BANGKOK TOTAL	
1	-	-	-	-	-	-	-	-	-	-	-	-	A-1H (PAF)	
27	4,369	4,333	-	36	162	3,132	27	4,624	4,581	-	43	171	3,732	A-37B (LOO)
14	6,231	6,178	-	53	445	9,118	14	6,130	6,083	-	47	438	8,184	A-37B (PAF)
1	330	328	-	2	330	117	1	302	295	1	6	302	83	C-7A (PAF)
1	324	322	-	2	324	108	1	203	201	-	2	203	75	C-47A (PAF)
-	-	-	-	-	-	-	-	-	-	-	-	-	-	UC-123K (PAF)
-	-	-	-	-	-	-	-	-	-	-	-	-	-	DC-130A (SAO)
-	-	-	-	-	-	-	-	-	-	-	-	-	-	DC-130E (SAO)
-	-	-	-	-	-	-	-	-	-	-	-	-	-	F-100D (LOO)
-	-	-	-	-	-	-	-	-	-	-	-	-	-	F-100D (PAF)
2	178	169	-	9	89	276	2	168	159	-	9	84	277	HH-43F (HTO)
8	865	848	-	17	108	466	2	86	74	-	12	43	72	O-1E (PAF)
-	1	-	-	1	-	2	-	-	-	-	-	-	-	O-1F (PAF)
11	4,311	4,291	-	20	392	669	3	516	507	-	9	172	373	O-1G (PAF)
60	13,240	13,119	-	121	221	5,096	61	11,481	11,373	1	107	188	4,692	O-2A (PAF)
6	2,065	2,045	-	20	344	848	6	1,821	1,794	-	27	304	631	O-2B (PAF)
-	-	-	-	-	-	-	-	-	-	-	-	-	-	OV-10A (LOO)
26	7,580	7,533	-	47	292	2,179	25	6,591	6,516	1	74	264	1,730	OV-10A (PAF)
197	39,494	39,166	-	328	252	22,011	142	31,922	31,583	3	336	225	19,849	RIEN HOA TOTAL
-	4	4	-	-	-	1	-	-	-	-	-	-	-	C-47A (PAF)
-	4	4	-	-	-	1	-	-	-	-	-	-	-	RINH THUY TOTAL
-	-	-	-	-	-	-	-	-	-	-	-	-	-	A-37A (LOO)
-	-	-	-	-	-	-	-	-	-	-	-	-	-	A-37A (PAF)
44	13,439	12,608	-	831	305	16,161	43	12,533	11,641	-	892	291	14,437	C-7A (LOO)
1	64	5	59	-	64	25	1	-	-	-	-	-	-	C-7A (PAF)
-	-	-	-	-	-	-	-	-	-	-	-	-	-	C-47D (PAF)
32	13,192	12,774	7	411	412	12,305	24	10,714	10,146	6	562	446	8,268	C-123K (PAF)
1	226	204	8	14	226	43	-	-	-	-	-	-	-	C-130A (PAF)
8	3,074	2,762	90	222	384	585	8	3,224	2,993	85	146	403	645	HC-130P (HTO)
-	-	-	-	-	-	-	-	-	-	-	-	-	-	F-100F (PAF)
2	-	-	-	-	-	-	-	-	-	-	-	-	-	UH-1F (PAF)
13	1,567	1,517	-	50	121	1,459	22	2,636	2,478	-	158	120	2,753	UH-1N (PAF)
8	802	764	-	38	100	869	-	-	-	-	-	-	-	UH-1P (PAF)
-	-	-	-	-	-	-	-	-	-	-	-	-	-	HH-43B (HTO)
9	209	209	-	-	23	131	-	-	-	-	-	-	-	O-1F (PAF)
46	9,166	9,161	-	5	199	4,829	43	9,179	9,153	5	21	213	4,693	O-2A (PAF)
-	-	-	-	-	-	-	-	-	-	-	-	-	-	OV-10A (PAF)
164	41,739	40,004	164	1,571	255	36,407	141	38,286	36,411	96	1,779	272	30,796	CAM RANH BAY TOTAL
1	786	784	-	2	786	1,235	4	2,217	2,210	-	7	554	3,623	C-7A (PAF)
-	194	191	-	3	-	52	-	-	-	-	-	-	-	DC-130E (SAO)
1	980	975	-	5	980	1,287	4	2,217	2,210	-	7	554	3,623	CAN THO TOTAL
-	-	-	-	-	-	-	-	-	-	-	-	-	-	A-1H (LOO)
-	-	-	-	-	-	-	-	-	-	-	-	-	-	A-1H (PAF)
-	-	-	-	-	-	-	-	-	-	-	-	-	-	A-1J (PAF)
1	424	416	-	8	424	159	1	382	382	-	-	382	129	C-47A (PAF)
-	21	21	-	-	-	-	-	-	-	-	-	-	-	HC-47A (PAF)

DERIVED FROM:
UNCLASSIFIED AFTER 1 YEAR
Authority: AFM 88-118
Paragraph 11c, 1 Aug 88

SECRET

TABLE II - SOUTHEAST ASIA OPERATIONAL DATA BY MISSION,

COMMAND, DESIGN, SERIES WITHIN BASES	30 SEPTEMBER 1970							31 DECEMBER 1970						
	AVER- AGE AIR- CRAFT ON HAND	FLYING HOURS				UTIL- IZA- TION RATE	SORTIES FLOWN	AVER- AGE AIR- CRAFT ON HAND	FLYING HOURS				UTIL- IZA- TION RATE	SORTIES FLOWN
		Total	Combat	Combat Support	Other				Total	Combat	Combat Support	Other		
OPERATING BASES														
C-47D (PAF)	2	431	308	109	14	216	311	2	363	110	45	208	182	168
EC-47N (PAF)	2	604	682	-	2	302	119	-	34	34	-	-	-	7
EC-47P (PAF)	3	1,044	1,043	-	1	348	210	-	35	35	-	-	-	7
EC-47Q (PAF)	6	2,752	2,737	-	15	459	449	12	4,447	4,397	-	50	371	723
AC-119G(PAF)	-	-	-	-	-	-	-	-	-	-	-	-	-	-
AC-119K(L00)	-	-	-	-	-	-	-	-	-	-	-	-	-	-
AC-119K(PAF)	6	959	898	53	8	160	364	7	814	755	32	27	116	258
C-123K(PAF)	6	1,518	1,515	-	3	253	2,682	7	870	870	-	-	124	1,142
DC-130A(SAO)	-	-	-	-	-	-	-	-	43	-	43	-	-	13
F-4D (L00)	-	-	-	-	-	-	-	-	-	-	-	-	-	-
F-4D (PAF)	15	2,396	2,355	2	39	160	1,419	17	2,429	2,334	-	95	143	1,567
F-4E (L00)	1	-	-	-	-	-	-	1	-	-	-	-	-	-
F-4E (PAF)	30	4,509	4,402	3	104	150	2,509	31	4,471	4,281	-	190	144	2,537
F-4E (TAO)	-	-	-	-	-	-	-	-	-	-	-	-	-	-
F-105D(PAF)	-	-	-	-	-	-	-	-	-	-	-	-	-	-
CH-3E (SAO)	2	182	180	1	1	91	136	2	300	219	77	4	150	182
HH-3E (MTO)	5	323	304	-	19	65	191	3	125	108	-	17	42	68
HH-43F (MTO)	2	132	123	-	9	66	167	2	158	149	-	9	79	163
HH-53C (L00)	-	-	-	-	-	-	-	-	-	-	-	-	-	-
HH-53C (MTO)	6	981	807	-	174	164	308	9	1,136	1,078	-	58	126	379
O-2A (L00)	-	-	-	-	-	-	-	-	-	-	-	-	-	-
O-2A (PAF)	63	12,793	12,706	-	87	203	5,950	64	9,865	9,721	-	144	154	4,066
O-2B (PAF)	7	1,480	1,474	-	6	211	684	7	687	681	-	6	98	326
OY-10A (L00)	-	-	-	-	-	-	-	-	5	5	-	-	-	2
OY-10A (PAF)	39	8,478	8,354	-	124	217	3,540	32	7,405	7,315	-	90	231	2,861
DA NANG TOTAL	209	40,649	39,860	168	621	194	19,938	207	34,545	33,441	197	907	167	15,063
A-1E (L00)	1	-	-	-	-	-	-	2	-	-	-	-	-	-
A-1G (L00)	1	-	-	-	-	-	-	-	-	-	-	-	-	-
A-1M (L00)	13	-	-	-	-	-	-	10	-	-	-	-	-	-
A-1J (L00)	1	-	-	-	-	-	-	5	-	-	-	-	-	-
C-7A (L00)	6	-	-	-	-	-	-	6	-	-	-	-	-	-
C-7A (PAF)	-	-	-	-	-	-	-	-	-	-	-	-	-	-
C-47A (PAF)	-	-	-	-	-	-	-	-	-	-	-	-	-	-
C-47D (L00)	-	-	-	-	-	-	-	-	-	-	-	-	-	-
C-47D (PAF)	-	-	-	-	-	-	-	-	-	-	-	-	-	-
C-130E(PAF)	-	-	-	-	-	-	-	-	-	-	-	-	-	-
CH-3E (L00)	1	-	-	-	-	-	-	1	-	-	-	-	-	-
HH-3E (L00)	2	-	-	-	-	-	-	-	-	-	-	-	-	-
DON HUANG TOTAL	25	-	-	-	-	-	-	24	-	-	-	-	-	-
EB-66C (PAF)	1	80	79	1	-	80	20	6	1,147	1,091	1	55	191	239
EB-66E (L00)	-	-	-	-	-	-	-	-	-	-	-	-	-	-
EB-66E (PAF)	1	192	190	1	1	192	67	12	2,881	2,746	3	132	240	825
HC-47A (PAF)	-	13	-	-	13	-	2	-	-	-	-	-	-	-
C-47D (PAF)	-	-	-	-	-	-	-	-	-	-	-	-	-	-
C-121G(PAF)	1	124	44	-	80	124	37	-	36	26	-	10	-	14
EC-121R(PAF)	17	6,751	6,400	-	351	397	688	15	4,612	4,336	-	276	307	515
EC-121S(ANG)	1	-	-	-	-	-	-	2	-	-	-	-	-	-
F-4D (L00)	-	-	-	-	-	-	-	-	-	-	-	-	-	-
F-4D (PAF)	-	-	-	-	-	-	-	-	-	-	-	-	-	-
F-4E (L00)	-	-	-	-	-	-	-	-	-	-	-	-	-	-
F-4E (PAF)	30	5,695	5,485	3	207	190	2,296	31	6,367	6,215	7	145	205	2,744
F-105F(PAF)	-	-	-	-	-	-	-	2	-	-	-	-	-	-
F-105G(PAF)	-	97	96	1	-	-	32	9	2,764	2,723	13	28	367	903
HH-43B (MTO)	2	198	-	-	198	99	223	2	172	-	-	172	86	237
KORAT TOTAL	53	13,150	12,294	6	850	248	3,365	79	17,979	17,137	24	818	228	5,477
A-1E (PAF)	9	1,288	1,174	26	88	143	549	9	1,194	1,108	13	73	133	486
A-1G (PAF)	2	353	337	-	16	177	146	3	422	376	-	46	141	179
A-1M (L00)	-	-	-	-	-	-	-	-	-	-	-	-	-	-

SECRET

 DECLASSIFIED TO:
 UNCLASSIFIED AFTER 1 YEAR
 Authority: AFM 88-110
 Paragraph 11a, 1 Aug. 88

DESIGN, SERIES WITHIN BASES BY QUARTER - FY 1971 (CONTINUED)

31 MARCH 1971							30 JUNE 1971							MISSION, DESIGN, SERIES WITHIN BASES
AVER- AGE AIR- CRAFT ON HAND	FLYING HOURS				UTIL- IZA- TION RATE	SORTIES FLOWN	AVER- AGE AIR- CRAFT ON HAND	FLYING HOURS				UTIL- IZA- TION RATE	SORTIES FLOWN	
	Total	Combat	Combat Sup- port	Other				Total	Combat	Combat Sup- port	Other			
OPERATING BASES														
1	95	-	-	95	95	30	1	-	-	-	-	-	-	C-47D (PAF)
-	-	-	-	-	-	-	-	-	-	-	-	-	-	EC-47N (PAF)
-	-	-	-	-	-	-	-	-	-	-	-	-	-	EC-47P (PAF)
11	4,953	4,949	-	4	450	789	11	4,811	4,762	-	49	437	774	EC-47Q (PAF)
1	-	-	-	-	-	-	-	-	-	-	-	-	-	AC-119G(PAF)
-	-	-	-	-	-	-	-	-	-	-	-	-	-	AC-119K(L00)
6	1,371	1,362	-	9	229	458	6	1,330	1,329	-	1	222	409	AC-119K(PAF)
7	1,340	1,340	-	-	191	1,626	7	1,236	1,229	-	7	177	1,704	C-123K(PAF)
-	-	-	-	-	-	-	-	-	-	-	-	-	-	DC-130A(SAO)
16	2,229	2,133	-	96	139	1,473	2	-	-	-	-	-	-	F-4D (L00)
1	-	-	-	-	-	-	19	2,416	2,257	1	158	127	1,507	F-4D (PAF)
31	6,063	5,013	2	1,048	196	3,149	36	6,449	6,255	-	194	179	3,199	F-4E (L00)
-	-	-	-	-	-	-	-	-	-	-	-	-	-	F-4E (PAF)
2	181	180	-	1	91	143	2	176	173	-	3	88	136	F-4E (TAN)
2	185	175	-	10	93	219	2	181	168	-	13	91	228	F-100D(PAF)
8	1,292	1,271	-	21	162	433	9	1,309	1,290	-	19	145	450	CH-3E (SAO)
-	-	-	-	-	-	-	-	-	-	-	-	-	-	HM-3E (HTD)
57	12,403	12,005	69	329	218	4,884	52	12,930	12,608	-	322	249	5,971	HH-43F (NTD)
6	984	978	-	6	164	498	6	1,561	1,545	-	16	260	718	HH-53C (L00)
31	9,159	8,857	-	302	295	3,457	32	9,296	8,887	-	409	291	3,923	HH-53C (HTD)
-	-	-	-	-	-	-	-	-	-	-	-	-	-	O-2A (L00)
-	-	-	-	-	-	-	-	-	-	-	-	-	-	O-2A (PAF)
-	-	-	-	-	-	-	-	-	-	-	-	-	-	O-2B (PAF)
-	-	-	-	-	-	-	-	-	-	-	-	-	-	OV-10A (L00)
-	-	-	-	-	-	-	-	-	-	-	-	-	-	OV-10A (PAF)
DA NANG														
181	40,700	38,700	71	1,929	225	17,329	188	42,085	40,893	1	1,191	224	19,150	TOTAL
2	-	-	-	-	-	-	3	-	-	-	-	-	-	A-1E (L00)
2	-	-	-	-	-	-	1	-	-	-	-	-	-	A-1G (L00)
10	-	-	-	-	-	-	6	-	-	-	-	-	-	A-1H (L00)
3	-	-	-	-	-	-	2	-	-	-	-	-	-	A-1J (L00)
7	-	-	-	-	-	-	6	-	-	-	-	-	-	C-7A (L00)
2	389	351	-	38	195	292	2	579	520	-	59	290	429	C-7A (PAF)
-	-	-	-	-	-	-	-	-	-	-	-	-	-	C-47A (PAF)
-	-	-	-	-	-	-	-	-	-	-	-	-	-	C-47D (L00)
-	-	-	-	-	-	-	-	-	-	-	-	-	-	C-47D (PAF)
-	-	-	-	-	-	-	-	-	-	-	-	-	-	C-130E(PAF)
-	-	-	-	-	-	-	-	-	-	-	-	-	-	CH-3E (L00)
-	-	-	-	-	-	-	-	-	-	-	-	-	-	HM-3E (L00)
DON MUANG														
26	389	351	-	38	15	292	20	579	520	-	59	29	429	TOTAL
6	946	933	3	10	158	197	5	878	867	1	10	176	212	EB-66C (PAF)
-	-	-	-	-	-	-	-	-	-	-	-	-	-	ER-66E (L00)
15	3,109	3,076	6	27	207	924	15	3,563	3,515	4	44	238	1,049	EB-66E (PAF)
-	-	-	-	-	-	-	-	-	-	-	-	-	-	HG-47A (PAF)
-	-	-	-	-	-	-	-	-	-	-	-	-	-	C-47D (PAF)
-	-	-	-	-	-	-	-	-	-	-	-	-	-	C-121G(PAF)
9	4,114	4,053	-	61	457	354	9	3,558	3,438	-	120	395	324	EC-121R(PAF)
-	-	-	-	-	-	-	-	-	-	-	-	-	-	EC-121S(ANO)
-	-	-	-	-	-	-	-	-	-	-	-	-	-	F-4D (L00)
1	-	-	-	-	-	-	-	-	-	-	-	-	-	F-4D (PAF)
29	6,927	6,762	18	147	239	2,911	32	7,215	6,936	18	261	225	3,125	F-4E (L00)
2	-	-	-	-	-	-	4	-	-	-	-	-	-	F-4E (PAF)
13	2,581	2,514	14	53	199	894	13	3,128	3,061	13	54	241	1,102	F-105F(PAF)
2	193	-	-	193	97	232	2	191	-	-	191	96	194	F-105G(PAF)
-	-	-	-	-	-	-	-	-	-	-	-	-	-	HH-43B (NTD)
KORAT														
77	17,870	17,338	41	491	232	5,512	80	18,533	17,817	36	680	232	6,006	TOTAL
7	1,228	1,188	1	39	175	385	5	843	781	-	62	169	298	A-1E (PAF)
1	267	251	-	16	267	105	2	237	197	-	40	119	96	A-1G (PAF)
-	-	-	-	-	-	-	1	-	-	-	-	-	-	A-1H (L00)

DECLASSIFIED BY:
 UNCLASSIFIED AFTER 1 YEAR
 Authority: AFM 85-119
 Paragraph 11c, 1 Aug. 88

SECRET

TABLE II - SOUTHEAST ASIA OPERATIONAL DATA BY MISSION.

MISSION, DESIGN, SERIES, WITHIN BASES	30 SEPTEMBER 1970							31 DECEMBER 1970						
	AVER- AGE AIR- CRAFT ON HAND	FLYING HOURS				UTIL- IZA- TION RATE	SORTIES FLOWN	AVER- AGE AIR- CRAFT ON HAND	FLYING HOURS				UTIL- IZA- TION RATE	SORTIES FLOWN
		Total	Combat	Combat Support	Other				Total	Combat	Combat Support	Other		
OPERATING BASES														
A-1W (PAF)	26	3,456	3,306	13	137	133	1,281	21	2,900	2,790	5	105	138	1,005
A-1J (PAF)	6	838	792	7	39	140	317	3	640	618	-	22	213	211
HC-47A (PAF)	-	26	26	-	-	-	8	-	-	-	-	-	-	-
C-47D (PAF)	-	7	-	-	7	-	2	-	-	-	-	-	-	-
EC-47N (PAF)	3	1,107	1,106	-	1	369	232	3	976	976	-	-	325	292
EC-47P (PAF)	2	831	831	-	-	416	177	2	891	891	-	-	446	183
EC-47Q (PAF)	-	-	-	-	-	-	-	-	-	-	-	-	-	-
AC-119K (PAF)	-	-	-	-	-	-	-	3	553	543	9	1	184	140
C-123K (PAF)	6	1,253	1,074	15	164	209	380	5	1,345	1,208	24	113	269	383
UC-123K (LOO)	6	1,401	1,190	15	196	234	437	5	1,291	1,121	28	142	258	377
RF-4C (LOO)	1	-	-	-	-	-	-	-	-	-	-	-	-	-
F-4D (LOO)	-	-	-	-	-	-	-	-	-	-	-	-	-	-
F-4D (PAF)	-	-	-	-	-	-	-	-	-	-	-	-	-	-
F-4E (LOO)	-	-	-	-	-	-	-	-	-	-	-	-	-	-
F-4E (PAF)	-	-	-	-	-	-	-	-	-	-	-	-	-	-
F-105G (PAF)	-	-	-	-	-	-	-	-	-	-	-	-	-	-
CH-3E (LOO)	1	-	-	-	-	-	-	-	-	-	-	-	-	-
CH-3E (PAF)	10	1,270	875	172	223	127	1,033	10	1,249	879	179	191	125	851
HH-43B (MTO)	2	198	-	-	198	99	229	2	227	1	-	226	114	303
CH-53C (PAF)	-	82	47	2	33	-	47	5	449	284	13	152	90	262
HH-53C (LOO)	-	-	-	-	-	-	-	-	-	-	-	-	-	-
O-2A (PAF)	12	3,106	3,000	60	46	259	923	17	5,134	5,030	28	76	302	1,360
U-10D (LOO)	-	-	-	-	-	-	-	-	-	-	-	-	-	-
U-22 (PAF)	-	-	-	-	-	-	-	-	-	-	-	-	-	-
QU-22B (PAF)	5	805	629	8	168	161	294	10	1,757	1,635	3	119	176	465
OV-10A (LOO)	1	-	-	-	-	-	-	1	-	-	-	-	-	-
OV-10A (PAF)	30	9,438	9,265	117	56	315	2,616	35	10,909	10,738	84	87	312	2,852
NAKHON PHANOM TOTAL	122	25,459	23,652	435	1,372	209	8,671	134	29,937	28,198	386	1,353	223	9,259
C-123K (PAF)	-	-	-	-	-	-	-	3	335	335	-	-	112	233
C-130E (PAF)	-	-	-	-	-	-	-	3	-	-	-	-	-	-
O-1F (LOO)	1	-	-	-	-	-	-	1	-	-	-	-	-	-
NHA TRANG TOTAL	1	-	-	-	-	-	-	7	335	335	-	-	48	233
A-1W (PAF)	-	-	-	-	-	-	-	-	-	-	-	-	-	-
C-47A (PAF)	3	451	343	6	102	150	241	4	751	683	-	68	188	328
C-47D (PAF)	1	10	9	-	1	10	7	1	205	141	-	64	205	86
AC-119G (LOO)	-	-	-	-	-	-	-	-	-	-	-	-	-	-
AC-119G (PAF)	7	1,053	976	27	50	150	330	5	570	481	41	48	114	197
AC-119K (LOO)	-	-	-	-	-	-	-	-	-	-	-	-	-	-
AC-119K (PAF)	3	279	228	21	30	93	108	3	145	70	48	27	48	67
C-123K (PAF)	28	7,210	7,070	47	93	258	8,872	24	7,590	7,532	-	58	316	7,788
UC-123K (PAF)	7	699	685	-	14	100	512	7	883	824	11	48	126	453
C-130E (PAF)	3	472	449	2	21	157	231	-	-	-	-	-	-	-
F-100D (LOO)	-	-	-	-	-	-	-	-	-	-	-	-	-	-
F-100D (PAF)	59	6,344	6,231	-	113	108	4,141	64	8,434	8,349	-	85	132	3,658
F-100F (LOO)	-	-	-	-	-	-	-	-	-	-	-	-	-	-
F-100F (PAF)	8	725	719	-	6	91	477	9	1,075	1,064	-	11	119	709
HH-43B (MTO)	2	174	168	-	6	87	238	2	207	190	-	17	104	290
O-28 (PAF)	4	523	515	-	8	131	354	10	1,473	1,446	-	27	147	878
PHAN RANG TOTAL	125	17,946	17,393	103	444	144	15,511	129	21,333	20,780	100	453	165	14,454
C-7A (PAF)	16	5,904	5,859	-	45	369	7,845	17	4,480	4,469	-	11	264	6,714
C-47A (PAF)	-	5	5	-	-	-	2	-	4	4	-	-	-	3
HC-47A (PAF)	2	605	528	7	70	303	353	2	604	585	-	19	302	264
C-47D (PAF)	1	164	161	-	3	164	143	-	-	-	-	-	-	-
EC-47N (PAF)	6	2,919	2,919	-	-	487	478	8	3,888	3,888	-	-	486	584
EC-47P (PAF)	10	4,733	4,732	-	1	473	770	10	4,381	4,380	-	1	438	879
AC-119G (PAF)	4	581	513	42	26	145	270	2	403	364	20	19	282	131
F-4C (LOO)	-	-	-	-	-	-	-	-	-	-	-	-	-	-

SECRET

DOWNLOADED TO:
UNCLASSIFIED AFTER 1 YEAR
Authority: AFM 88-110
Paragraph 11c, 1 Aug. 88

DESIGN, SERIES WITHIN BASES BY QUARTER - FY 1971 (CONTINUED)

AVERAGE AIR-CRAFT ON HAND	31 MARCH 1971						30 JUNE 1971						MISSION, DESIGN, SERIES WITHIN BASES	
	FLYING HOURS				UTILIZATION RATE	SORTIES FLOWN	FLYING HOURS				UTILIZATION RATE	SORTIES FLOWN		
	Total	Combat	Combat Support	Other			Total	Combat	Combat Support	Other				
OPERATING BASES														
12	2,302	2,217	8	77	192	705	14	1,652	1,597	-	55	118	651	A-1H (PAF)
4	892	864	1	27	223	277	5	785	760	-	25	157	292	A-1J (PAF)
-	-	-	-	-	-	-	-	-	-	-	-	-	-	HC-47A (PAF)
3	874	874	-	-	291	265	2	736	736	-	-	-	-	C-47D (PAF)
3	743	743	-	-	248	162	3	1,029	1,029	-	-	-	-	EC-47N (PAF)
-	-	-	-	-	-	-	-	12	12	-	-	-	-	EC-47P (PAF)
7	1,335	1,315	5	15	191	391	7	1,877	1,847	4	26	268	477	AC-119K (PAF)
6	1,286	1,178	25	83	214	334	4	888	680	24	184	222	277	C-123K (PAF)
-	-	-	-	-	-	-	-	-	-	-	-	-	-	UC-123K (LOO)
6	1,460	1,303	49	108	243	362	5	1,033	967	28	38	207	249	UC-123K (PAF)
-	-	-	-	-	-	-	-	-	-	-	-	-	-	RF-4C (LOO)
-	-	-	-	-	-	-	-	-	-	-	-	-	-	F-4D (LOO)
-	-	-	-	-	-	-	-	-	-	-	-	-	-	F-4D (PAF)
-	-	-	-	-	-	-	-	-	-	-	-	-	-	F-4E (LOO)
-	-	-	-	-	-	-	-	-	-	-	-	-	-	F-4E (PAF)
-	-	-	-	-	-	-	-	-	-	-	-	-	-	F-105G (PAF)
-	-	-	-	-	-	-	-	-	-	-	-	-	-	CH-3E (LOO)
11	935	452	218	265	85	728	10	943	477	155	311	94	705	CH-3E (PAF)
2	241	5	-	236	121	312	2	243	7	-	236	122	286	HH-43B (MTO)
8	906	602	17	287	113	375	7	822	406	80	336	117	422	CH-53C (PAF)
-	-	-	-	-	-	-	-	-	-	-	-	-	-	HH-53C (LOO)
15	3,979	3,865	15	99	265	1,112	15	3,305	3,164	11	130	220	979	O-2A (PAF)
5	1,066	1,038	-	28	213	268	-	-	-	-	-	-	-	U-10D (LOO)
10	2,103	1,926	-	177	210	491	17	2,581	2,396	1	184	152	800	U-22 (PAF)
35	10,350	10,197	74	79	296	2,779	31	9,147	8,997	39	111	295	2,420	OV-10A (LOO)
-	-	-	-	-	-	-	-	-	-	-	-	-	-	OV-10A (PAF)
135	29,967	28,018	413	1,536	222	8,973	130	26,133	24,053	342	1,738	201	8,337	NAKHON PHANOM TOTAL
3	131	121	-	10	44	109	3	702	702	-	-	234	224	C-123K (PAF)
3	-	-	-	-	-	-	4	-	-	-	-	-	-	C-130E (PAF)
1	-	-	-	-	-	-	1	-	-	-	-	-	-	C-1F (LOO)
7	131	121	-	10	19	109	8	702	702	-	-	88	224	NHA TRANG TOTAL
-	-	-	-	-	-	-	-	-	-	-	-	-	-	A-1H (PAF)
4	729	626	-	103	182	293	4	860	699	1	160	215	358	C-47A (PAF)
1	170	68	4	98	170	98	1	204	70	18	116	204	101	C-47D (PAF)
-	-	-	-	-	-	-	-	-	-	-	-	-	-	AC-119G (LOO)
7	1,010	769	152	89	144	317	9	861	734	72	55	96	254	AC-119G (PAF)
-	-	-	-	-	-	-	-	-	-	-	-	-	-	AC-119K (LOO)
2	38	36	-	2	19	18	2	13	12	-	1	7	6	AC-119K (PAF)
23	6,009	5,777	-	232	261	6,115	23	6,806	6,496	55	255	296	6,680	UC-123K (PAF)
7	1,432	1,330	7	95	205	1,163	5	1,366	1,310	-	56	273	1,201	UC-123K (PAF)
-	-	-	-	-	-	-	-	-	-	-	-	-	-	C-130E (PAF)
-	-	-	-	-	-	-	-	-	-	-	-	-	-	F-100D (LOO)
65	9,978	9,840	7	131	154	6,052	56	8,772	8,632	-	140	157	5,023	F-100D (PAF)
1	-	-	-	-	-	-	-	-	-	-	-	-	-	F-100F (LOO)
9	1,070	1,047	-	23	119	726	9	884	870	-	14	98	591	F-100F (PAF)
2	227	216	-	11	114	311	2	191	179	-	12	96	248	HH-43B (MTO)
10	1,661	1,619	-	42	166	916	11	2,454	2,380	-	74	223	1,125	O-2B (PAF)
131	22,324	21,328	170	826	170	16,009	123	22,411	21,382	146	883	182	15,567	PHAN RANG TOTAL
17	4,480	4,382	-	98	264	7,894	16	4,757	4,649	-	108	297	8,014	C-7A (PAF)
1	138	119	-	19	138	46	-	-	-	-	-	-	-	C-47A (PAF)
1	212	184	-	28	212	86	1	206	113	-	93	206	123	HC-47A (PAF)
-	-	-	-	-	-	-	-	-	-	-	-	-	-	C-47D (PAF)
9	4,590	4,590	-	-	510	652	9	4,184	4,184	-	-	465	684	EC-47N (PAF)
10	5,104	5,082	-	22	510	745	8	3,939	3,928	-	11	492	643	EC-47P (PAF)
-	-	-	-	-	-	-	-	-	-	-	-	-	-	AC-119G (PAF)
-	-	-	-	-	-	-	-	-	-	-	-	-	-	F-4C (LOO)

DOWNGRADED TO:
UNCLASSIFIED AFTER 1 YEAR
Authority: AFM 88-118
Paragraph 11c, 1 Aug. 88

SECRET

TABLE II - SOUTHEAST ASIA OPERATIONAL DATA BY MISSION.

MISSION, DESIGN, SERIES WITHIN BASES	30 SEPTEMBER 1970						31 DECEMBER 1970							
	AVER- AGE AIR- CRAFT ON HAND	FLYING HOURS				UTIL- IZA- TION RATE	SORTIES FLOWN	AVER- AGE AIR- CRAFT ON HAND	FLYING HOURS				UTIL- IZA- TION RATE	SORTIES FLOWN
		Total	Combat		Other				Total	Combat		Other		
OPERATING BASES														
F-4C (PAF)	-	-	-	-	-	-	-	-	-	-	-	-	-	
F-4D (LOO)	1	-	-	-	-	-	-	-	-	-	-	-	-	
F-4D (PAF)	31	4,121	4,067	-	54	133	2,875	32	4,389	4,376	-	13	137	
F-4E (PAF)	-	-	-	-	-	-	-	-	-	-	-	-	-	
F-100D(LOO)	-	-	-	-	-	-	-	-	-	-	-	-	-	
F-100D(PAF)	1	-	-	-	-	-	-	-	-	-	-	-	-	
MH-43B (MTO)	-	7	5	-	2	-	9	1	22	20	-	2	22	
MH-43F (MTO)	2	136	124	-	12	68	196	2	167	152	-	15	84	
PHU CAT TOTAL	74	19,175	18,913	49	213	259	12,891	74	18,338	18,238	20	80	248	
C-47D (PAF)	-	-	-	-	-	-	-	-	-	-	-	-	-	
CH-53C (PAF)	-	-	-	-	-	-	-	-	-	-	-	-	-	
PLEIKU TOTAL	-	-	-	-	-	-	-	-	-	-	-	-	-	
EB-66C (PAF)	5	903	886	7	10	181	214	-	-	-	-	-	-	
EB-66E (LOO)	-	-	-	-	-	-	-	-	-	-	-	-	-	
EB-66E (PAF)	13	2,097	2,028	15	54	161	787	-	-	-	-	-	-	
F-105D(PAF)	52	5,950	5,303	74	173	107	2,374	10	192	143	5	44	19	
F-105G(LOO)	-	-	-	-	-	-	-	-	-	-	-	-	-	
F-105G(PAF)	13	1,993	1,917	32	44	153	770	1	102	96	2	4	102	
MH-43B (MTO)	2	187	-	-	187	94	229	1	29	-	-	29	29	
TAKHLI TOTAL	85	10,730	10,134	128	468	126	4,304	12	323	239	7	77	27	
RB-57E (PAF)	3	511	510	-	1	170	264	4	584	551	5	28	146	
C-7A (LOO)	-	-	-	-	-	-	-	-	-	-	-	-	-	
C-7A (PAF)	-	-	-	-	-	-	-	-	-	-	-	-	-	
C-47A (PAF)	-	-	-	-	-	-	-	-	-	-	-	-	-	
MC-47A (PAF)	-	-	-	-	-	-	-	-	9	9	-	-	3	
C-47D (PAF)	3	544	526	-	18	181	393	2	636	406	-	230	318	
VC-47D (PAF)	1	254	244	-	10	254	250	1	226	89	-	137	226	
EC-47N (LOO)	1	-	-	-	-	-	-	-	-	-	-	-	-	
EC-47N (PAF)	9	3,793	3,743	-	50	421	706	9	3,807	3,787	4	16	423	
EC-47P (LOO)	-	-	-	-	-	-	-	-	-	-	-	-	-	
EC-47P (PAF)	5	2,139	2,114	-	25	428	391	7	2,470	2,451	6	13	353	
EC-47Q (LOO)	1	-	-	-	-	-	-	-	-	-	-	-	-	
EC-47D (PAF)	-	-	-	-	-	-	-	-	-	-	-	-	-	
C-94E (PAF)	-	38	27	-	11	-	20	-	-	-	-	-	-	
C-94G (PAF)	1	106	96	-	10	106	39	1	149	131	-	18	149	
C-118A(PAF)	1	154	99	-	55	154	80	1	214	40	-	174	214	
VC-118A(PAF)	1	167	93	-	74	167	55	1	200	81	-	119	200	
AC-119G(LOO)	-	-	-	-	-	-	-	-	-	-	-	-	-	
AC-119G(PAF)	5	1,478	1,461	17	-	296	350	7	3,527	3,526	-	1	504	
AC-119K(PAF)	2	290	290	-	-	145	72	1	184	182	-	2	184	
C-123K(LOO)	-	-	-	-	-	-	-	-	-	-	-	-	-	
C-123K(PAF)	16	5,251	5,229	-	22	328	6,913	14	5,224	5,211	-	13	373	
C-130A(PAF)	-	-	-	-	-	-	-	-	-	-	-	-	-	
C-130B(PAF)	-	-	-	-	-	-	-	-	-	-	-	-	-	
C-130E(PAF)	24	10,998	10,423	-	575	458	11,785	21	9,580	9,216	-	364	456	
RF-4C (LOO)	-	-	-	-	-	-	-	-	-	-	-	-	-	
RF-4C (PAF)	18	2,908	2,875	-	33	162	1,297	15	2,187	2,158	-	29	146	
F-4D (PAF)	-	-	-	-	-	-	-	-	-	-	-	-	-	
RF-101C(PAF)	17	2,029	2,010	-	19	119	887	7	751	743	-	8	107	
MH-43B (MTO)	2	183	171	-	12	92	236	2	197	185	-	12	99	
T-39A (PAF)	8	2,525	1,751	1	773	316	2,733	7	2,419	664	-	1,755	346	
U-3B (PAF)	1	-	-	-	-	-	-	-	-	-	-	-	-	
TAN SON NHUT TOTAL	119	33,369	31,662	18	1,688	280	26,471	101	32,364	29,430	15	2,919	320	
C-47A (PAF)	1	326	309	-	17	326	149	-	-	-	-	-	-	
C-47D (PAF)	1	296	231	64	1	296	189	1	-	-	-	-	-	

SECRET

DOWNGRADED TO:
UNCLASSIFIED AFTER 1 YEAR
Authority: AFW 88-118
Paragraph 11c, 1 Aug. 88

AVERAGE AIR-CRAFT ON HAND	31 MARCH 1971						30 JUNE 1971						MISSION, DESIGN, SERIES WITHIN BASES	
	FLYING HOURS				UTILIZATION RATE	SORTIES FLOWN	FLYING HOURS				UTILIZATION RATE	SORTIES FLOWN		
	Total	Combat	Combat Support	Other			Total	Combat	Combat Support	Other				
OPERATING BASES														
-	-	-	-	-	-	-	-	-	-	-	-	-	-	F-4C (PAF)
30	4,735	4,703	1	31	158	3,186	36	4,282	4,254	3	25	119	3,105	F-4D (LOO)
-	-	-	-	-	-	-	1	-	-	-	-	-	-	F-4E (PAF)
-	-	-	-	-	-	-	-	-	-	-	-	-	-	F-100D(LOO)
1	72	69	-	3	72	91	1	63	59	-	4	63	80	F-100D(PAF)
2	178	170	-	8	89	234	2	137	125	-	12	69	176	HH-43B (MTO)
-	-	-	-	-	-	-	-	-	-	-	-	-	-	HH-43F (MTO)
71	19,509	19,299	1	209	275	12,937	74	17,568	17,312	3	253	237	12,825	PHU CAT TOTAL
-	-	-	-	-	-	-	-	-	-	-	-	-	-	C-47D (PAF)
-	-	-	-	-	-	-	-	-	-	-	-	-	-	CH-53C (PAF)
-	-	-	-	-	-	-	-	-	-	-	-	-	-	PLEIKU TOTAL
-	-	-	-	-	-	-	-	-	-	-	-	-	-	EB-66C (PAF)
-	-	-	-	-	-	-	-	-	-	-	-	-	-	EB-66E (LOO)
-	-	-	-	-	-	-	-	-	-	-	-	-	-	EB-66E (PAF)
-	-	-	-	-	-	-	-	-	-	-	-	-	-	F-105D(PAF)
-	-	-	-	-	-	-	-	-	-	-	-	-	-	F-105G(LOO)
-	-	-	-	-	-	-	-	-	-	-	-	-	-	F-105G(PAF)
-	-	-	-	-	-	-	-	-	-	-	-	-	-	HH-43B (MTO)
-	-	-	-	-	-	-	-	-	-	-	-	-	-	TAKHLI TOTAL
4	626	621	-	5	157	260	3	583	573	-	10	194	260	RB-57E (PAF)
1	-	-	-	-	-	-	1	-	-	-	-	-	-	C-7A (LOO)
-	-	-	-	-	-	-	2	452	283	-	169	226	192	C-7A (PAF)
1	132	119	-	13	-	25	1	-	-	-	-	-	-	C-47A (PAF)
2	455	141	3	311	228	291	2	305	103	-	202	153	158	HC-47A (PAF)
-	93	-	-	93	-	45	-	-	-	-	-	-	-	EC-47D (PAF)
10	4,249	4,230	11	8	425	719	10	3,131	3,097	7	27	313	679	VC-47D (PAF)
7	2,340	2,311	12	17	334	451	7	2,547	2,539	-	8	364	527	EC-47N (LOO)
-	-	-	-	-	-	-	-	-	-	-	-	-	-	EC-47N (PAF)
-	-	-	-	-	-	-	-	-	-	-	-	-	-	EC-47P (LOO)
1	155	131	-	24	155	89	1	171	145	-	26	171	70	EC-47P (PAF)
1	137	2	-	135	137	55	-	-	-	-	-	-	-	EC-47Q (LOO)
1	181	-	-	181	181	53	1	242	9	-	233	242	77	EC-47Q (PAF)
9	2,922	2,861	30	31	325	669	10	3,411	3,327	47	37	341	632	C-54E (PAF)
1	108	108	-	-	-	15	-	-	-	-	-	-	-	C-54G (PAF)
14	5,507	5,197	1	309	393	5,884	4	1,154	1,149	-	5	289	1,261	C-118A(PAF)
30	13,910	13,448	-	462	464	10,446	27	10,098	9,835	-	263	374	7,636	VC-118A(PAF)
19	2,829	2,791	2	36	149	1,162	18	2,632	2,613	-	19	146	1,106	AC-119G(LOO)
-	-	-	-	-	-	-	-	-	-	-	-	-	-	AC-119G(PAF)
2	192	177	-	15	96	282	2	183	175	-	8	92	238	AC-119K(LOO)
8	2,202	19	-	2,183	275	2,347	9	2,174	23	-	2,151	242	2,275	C-123K(LOO)
-	-	-	-	-	-	-	-	-	-	-	-	-	-	C-130A(PAF)
111	36,038	32,156	59	3,823	325	22,792	99	27,083	23,871	54	3,158	274	15,111	C-130B(PAF)
-	-	-	-	-	-	-	-	-	-	-	-	-	-	C-130E(PAF)
-	-	-	-	-	-	-	-	-	-	-	-	-	-	RF-4C (LOO)
-	-	-	-	-	-	-	-	-	-	-	-	-	-	RF-4C (PAF)
-	-	-	-	-	-	-	-	-	-	-	-	-	-	F-4D (PAF)
-	-	-	-	-	-	-	-	-	-	-	-	-	-	RF-101C(PAF)
-	-	-	-	-	-	-	-	-	-	-	-	-	-	HH-43B (MTO)
-	-	-	-	-	-	-	-	-	-	-	-	-	-	T-39A (PAF)
-	-	-	-	-	-	-	-	-	-	-	-	-	-	U-3B (PAF)
-	-	-	-	-	-	-	-	-	-	-	-	-	-	TAN SON NHUT TOTAL
-	-	-	-	-	-	-	-	-	-	-	-	-	-	C-47A (PAF)
-	-	-	-	-	-	-	-	-	-	-	-	-	-	C-47D (PAF)

DOWNGRADED TO:
UNCLASSIFIED AFTER 1 YEAR
Authority: AFM 88-110
Paragraph 11c, 1 Aug. 88

SECRET

TABLE II - SOUTHEAST ASIA OPERATIONAL DATA BY MISSION.

MISSION, DESIGN, SERIES WITHIN BASES	30 SEPTEMBER 1970							31 DECEMBER 1970						
	AVER- AGE AIR- CRAFT ON HAND	FLYING HOURS				UTIL- IZA- TION RATE	SORTIES FLOWN	AVER- AGE AIR- CRAFT ON HAND	FLYING HOURS				UTIL- IZA- TION RATE	SORTIES FLOWN
		Total	Combat	Combat Support	Other				Total	Combat	Combat Support	Other		
OPERATING BASES														
HC-130N(MTO)	-	-	-	-	-	-	-	-	-	-	-	-	-	-
HC-130P(MTO)	8	3,475	2,838	500	137	434	803	-	-	-	-	-	-	-
F-100D(LOO)	-	-	-	-	-	-	-	-	-	-	-	-	-	-
F-100D(PAF)	78	5,838	5,671	6	161	75	4,188	-	-	-	-	-	-	-
F-100F(PAF)	9	855	837	-	18	95	615	-	-	-	-	-	-	-
UH-1F (PAF)	1	-	-	-	-	-	-	-	-	-	-	-	-	-
UH-1P (PAF)	12	1,783	1,646	-	137	149	1,756	-	-	-	-	-	-	-
HH-43B (MTO)	2	190	182	-	8	95	216	-	-	-	-	-	-	-
O-2B (PAF)	5	1,005	996	-	9	201	598	-	-	-	-	-	-	-
TUY HOA TOTAL	117	13,768	12,710	570	488	118	8,514	1	-	-	-	-	-	-
B-52D (SAO)	38	8,516	8,504	-	12	224	2,403	43	9,838	9,824	-	14	229	3,003
C-47D (PAF)	-	-	-	-	-	-	-	-	-	-	-	-	-	-
DC-130A(SAO)	-	86	54	-	32	-	20	-	58	-	29	29	-	13
C-130B(PAF)	-	-	-	-	-	-	-	-	-	-	-	-	-	-
C-130E(PAF)	5	3,045	372	-	2,673	609	2,910	7	2,658	253	-	2,405	380	2,628
DC-130E(SAO)	1	489	376	5	108	489	118	2	449	446	-	3	225	122
KC-135A(SAO)	33	11,619	11,454	-	165	352	2,644	30	12,283	11,946	-	337	409	2,804
KC-135Q(SAO)	-	-	-	-	-	-	-	-	-	-	-	-	-	-
HH-43B (MTO)	2	178	-	-	178	89	187	2	187	-	-	187	94	210
U TAPAO TOTAL	79	23,933	20,760	5	3,168	303	8,282	84	25,473	22,469	29	2,975	303	8,786
B-57G (LOO)	-	-	-	-	-	-	-	-	-	-	-	-	-	-
B-57G (PAF)	-	-	-	-	-	-	-	10	930	921	4	5	93	468
EC-47N (PAF)	-	-	-	-	-	-	-	-	-	-	-	-	-	-
AC-123K(PAF)	-	3	-	-	3	-	3	-	-	-	-	-	-	-
C-130A(PAF)	1	245	45	185	15	245	120	1	229	103	116	10	229	176
AC-130A(LOO)	-	-	-	-	-	-	-	-	-	-	-	-	-	-
AC-130A(PAF)	2	640	610	30	-	320	129	5	1,699	1,238	6	455	340	467
F-4D (LOO)	-	-	-	-	-	-	-	-	-	-	-	-	-	-
F-4D (PAF)	70	8,968	8,536	262	170	128	4,936	65	9,509	9,301	102	106	146	5,313
F-4D (TAD)	-	-	-	-	-	-	-	-	-	-	-	-	-	-
F-4E (LOO)	-	-	-	-	-	-	-	-	-	-	-	-	-	-
F-4E (PAF)	-	-	-	-	-	-	-	-	-	-	-	-	-	-
HH-43B (MTO)	2	193	-	-	193	97	290	2	185	-	-	185	93	275
HH-53C (MTO)	-	-	-	-	-	-	-	-	-	-	-	-	-	-
OV-10A (LOO)	-	-	-	-	-	-	-	-	-	-	-	-	-	-
UBON TOTAL	75	10,049	9,191	477	381	134	5,478	83	12,552	11,563	228	761	151	6,699
VC-47A (PAF)	-	14	-	-	14	-	13	-	-	-	-	-	-	-
C-47D (PAF)	1	1,286	4	79	1,203	1,286	940	3	1,105	11	38	1,056	368	868
VC-54G (PAF)	-	203	-	-	203	-	119	-	147	-	-	147	-	103
AC-119K(LOO)	1	-	-	-	-	-	-	-	-	-	-	-	-	-
AC-119K(PAF)	1	553	492	54	7	553	167	-	150	145	4	1	-	44
C-130E(LOO)	-	-	-	-	-	-	-	-	-	-	-	-	-	-
C-130E(PAF)	3	5,045	4,901	-	144	1,682	551	5	4,973	4,884	-	89	995	422
RF-4C (LOO)	-	-	-	-	-	-	-	-	-	-	-	-	-	-
RF-4C (PAF)	10	5,397	4,721	495	181	540	2,561	17	2,786	2,688	39	59	164	1,486
F-4D (LOO)	-	-	-	-	-	-	-	-	-	-	-	-	-	-
F-4D (PAF)	8	3,561	3,372	124	65	445	2,053	22	4,067	3,894	47	126	185	2,425
F-4D (TAD)	-	-	-	-	-	-	-	-	-	-	-	-	-	-
F-4E (LOO)	1	-	-	-	-	-	-	-	-	-	-	-	-	-
F-4E (PAF)	-	-	-	-	-	-	-	-	-	-	-	-	-	-
F-105G(PAF)	-	-	-	-	-	-	-	-	-	-	-	-	-	-
HH-3E (MTO)	-	-	-	-	-	-	-	-	-	-	-	-	-	-
HH-43B (MTO)	2	174	-	-	174	87	253	2	191	-	-	191	96	255
HH-53B (MTO)	3	553	307	151	95	184	284	4	373	209	100	64	93	192
HH-53C (MTO)	7	847	516	230	101	121	419	8	831	506	211	114	104	382
UDORN TOTAL	37	17,633	14,313	1,133	2,187	477	7,360	61	14,623	12,337	439	1,847	240	6,177

SECRET

DOWNGRADED TO:
UNCLASSIFIED AFTER 1 YEAR
Authority: AFM 05-110
Paragraph 11c, 1 Aug 88

DESIGN, SERIES WITHIN BASES BY QUARTER - FY 1971 (CONTINUED)

AVERAGE AIR-CRAFT ON HAND	31 MARCH 1971					30 JUNE 1971					UTILIZATION RATE	SORTIES FLOWN	AVERAGE AIR-CRAFT ON HAND	30 JUNE 1971					UTILIZATION RATE	SORTIES FLOWN	MISSION, DESIGN, SERIES, WITHIN BASES
	FLYING HOURS				UTILIZATION RATE	SORTIES FLOWN	FLYING HOURS							UTILIZATION RATE	SORTIES FLOWN	MISSION, DESIGN, SERIES, WITHIN BASES					
	Total	Combat	Combat Support	Other			Total	Combat	Combat Support	Other							Total	Combat			
OPERATING BASES																					
-	-	-	-	-	-	-	-	-	-	-	-	-	-	-	-	-	-	HC-130N(MTO)			
-	-	-	-	-	-	-	-	-	-	-	-	-	-	-	-	-	-	HC-130P(MTO)			
-	-	-	-	-	-	-	-	-	-	-	-	-	-	-	-	-	-	F-100D(L00)			
-	-	-	-	-	-	-	-	-	-	-	-	-	-	-	-	-	-	F-100D(PAF)			
-	-	-	-	-	-	-	-	-	-	-	-	-	-	-	-	-	-	F-100F(PAF)			
-	-	-	-	-	-	-	-	-	-	-	-	-	-	-	-	-	-	UH-1P(PAF)			
-	-	-	-	-	-	-	-	-	-	-	-	-	-	-	-	-	-	UH-1P(PAF)			
-	-	-	-	-	-	-	-	-	-	-	-	-	-	-	-	-	-	HH-43B(MTO)			
-	-	-	-	-	-	-	-	-	-	-	-	-	-	-	-	-	-	O-2B(PAF)			
-	-	-	-	-	-	-	-	-	-	-	-	-	-	-	-	-	-	TUY HOA			
-	-	-	-	-	-	-	-	-	-	-	-	-	-	-	-	-	-	TOTAL			
46	10,863	10,769	-	94	236	3,166	47	12,132	12,004	-	128	258	3,390	8	520	(SAO)	B-52D				
1	146	111	-	35	146	40	1	78	78	-	-	78	25	47D	(PAF)	C-47D					
6	2,197	312	-	1,885	366	2,208	5	3,131	305	-	2,826	626	2,457	130A	(SAO)	DC-130A					
1	243	203	-	40	243	64	1	96	66	-	30	96	21	130B	(PAF)	C-130B					
31	13,863	12,634	-	1,229	447	3,119	34	13,424	12,313	-	1,111	395	3,040	130E	(SAO)	DC-130E					
2	181	-	-	181	91	204	2	170	170	-	-	-	28	135A	(SAO)	KC-135A					
-	-	-	-	-	-	-	-	-	-	-	-	-	200	135B	(SAO)	KC-135B					
-	-	-	-	-	-	-	-	-	-	-	-	-	200	43B	(MTO)	HH-43B					
87	27,493	24,029	-	3,464	316	8,801	90	29,207	24,936	-	4,271	325	9,161	TAPAO	TOTAL	U TAPAO					
9	1,305	1,305	-	-	145	753	10	1,206	1,206	-	-	121	700	57G	(LOO)	B-57G					
-	-	-	-	-	-	-	-	-	-	-	-	-	-	47N	(PAF)	EC-47N					
-	-	-	-	-	-	-	-	-	-	-	-	-	-	123K	(PAF)	AC-123K					
-	-	-	-	-	-	-	-	-	-	-	-	-	-	130A	(PAF)	C-130A					
11	4,613	4,526	-	87	419	945	10	3,566	3,564	-	2	357	855	130A	(LOO)	AC-130A					
66	13,856	13,833	-	23	210	6,967	63	12,884	12,845	2	37	205	5,811	4D	(LOO)	F-4D					
-	-	-	-	-	-	-	-	-	-	-	-	-	-	4D	(PAF)	F-4D					
-	-	-	-	-	-	-	-	-	-	-	-	-	-	4E	(LOO)	F-4E					
1	-	-	-	-	-	-	-	-	-	-	-	-	-	4E	(PAF)	F-4E					
2	204	-	-	204	102	359	2	209	-	-	209	105	339	43B	(MTO)	HH-43B					
-	-	-	-	-	-	-	-	-	-	-	-	-	-	53C	(MTO)	HH-53C					
-	-	-	-	-	-	-	-	-	-	-	-	-	-	10A	(LOO)	OY-10A					
89	19,978	19,664	-	314	224	9,023	88	17,868	17,618	2	248	203	7,708	UBDN	TOTAL	UBDN					
5	1,208	-	81	1,127	242	720	5	1,304	-	15	1,289	261	882	47A	(PAF)	VC-47A					
1	139	-	-	139	139	69	1	210	-	-	210	210	135	47D	(PAF)	C-47D					
-	-	-	-	-	-	-	-	-	-	-	-	-	-	54G	(PAF)	VC-54G					
-	-	-	-	-	-	-	-	-	-	-	-	-	-	119K	(LOO)	AC-119K					
6	4,658	4,573	-	85	776	387	7	4,795	4,646	-	149	685	424	130E	(LOO)	C-130E					
20	2,786	2,682	6	98	139	1,565	22	3,048	2,977	43	28	139	1,586	4C	(LOO)	RF-4C					
30	4,604	4,515	4	85	153	3,163	36	4,622	4,515	51	56	128	3,100	4D	(PAF)	F-4D					
-	-	-	-	-	-	-	-	-	-	-	-	-	-	4D	(TAO)	F-4D					
-	-	-	-	-	-	-	-	-	-	-	-	-	-	4E	(LOO)	F-4E					
-	-	-	-	-	-	-	-	-	-	-	-	-	-	4E	(PAF)	F-4E					
-	-	-	-	-	-	-	-	-	-	-	-	-	-	105G	(PAF)	F-105G					
2	183	-	-	183	92	223	2	175	-	-	175	88	232	43B	(MTO)	HH-43B					
3	254	94	56	104	85	116	2	67	-	8	59	34	38	53B	(MTO)	HH-53B					
8	925	614	220	91	116	366	11	1,218	446	289	483	111	492	53C	(MTO)	HH-53C					
75	14,757	12,478	367	1,912	197	6,614	87	15,439	12,584	406	2,449	177	6,889	UDORN	TOTAL	UDORN					

DOWNGRADES TO:
UNCLASSIFIED AFTER 1 YEAR
Authority: AFM 88-110
Paragraph 11a, 1 Aug. 88

SECRET

TABLE II - SOUTHEAST ASIA OPERATIONAL DATA BY MISSION,

MISSION, DESIGN, SERIES WITHIN BASES	30 SEPTEMBER 1970							31 DECEMBER 1970						
	AVER- AGE AIR- CRAFT ON HAND	FLYING HOURS				UTIL- IZA- TION RATE	SORTIES FLOWN	AVER- AGE AIR- CRAFT ON HAND	FLYING HOURS				UTIL- IZA- TION RATE	SORTIES FLOWN
		Total	Combat	Combat Support	Other				Total	Combat	Combat Support	Other		
C-7A (PAF)	2	904	864	-	40	452	1.127	-	-	-	-	-	-	-
VUNG TAU TOTAL	2	904	864	-	40	452	1.127	-	-	-	-	-	-	-
OPERATING BASE TOTAL	1,572	315,596	298,957	3,273	13,366	201	190,882	1,342	284,077	267,718	2,066	14,293	212	159,492

SECRET

DO NOT REPRODUCE TO:
UNCLASSIFIED AFTER 1 YEAR
Authority: AFM 05-110
Paragraph 11c, 1 Aug. 00

DESIGN, SERIES WITHIN BASES BY QUARTER - FY 1971 (CONTINUED)

AVER- AGE AIR- CRAFT ON HAND	31 MARCH 1971						30 JUNE 1971						MISSION, DESIGN, SERIES WITHIN BASES		
	FLYING HOURS				UTIL- IZA- TION RATE	SORTIES FLOWN	FLYING HOURS				UTIL- IZA- TION RATE	SORTIES FLOWN			
	Total	Combat	Combat Support	Other			Total	Combat	Combat Support	Other					
-	-	-	-	-	-	-	-	-	-	-	-	-	-	-	C-7A (PAF)
-	-	-	-	-	-	-	-	-	-	-	-	-	-	-	VUNG TAU
-	-	-	-	-	-	-	-	-	-	-	-	-	-	-	TOTAL
1.313	311.373	293.631	1.286	16.456	237	168.102	1.275	290.033	271.892	1.089	17.052	227	155.695	-	OPERATING BASE TOTAL

DOWNGRADED TO:
UNCLASSIFIED AFTER 1 YEAR
Authority: AFM 88-118
Paragraph 11a, 1 Aug. 88

SECRET

TABLE II - SOUTHEAST ASIA OPERATIONAL DATA BY MISSION.

MISSION, DESIGN, SERIES WITHIN BASES	30 SEPTEMBER 1970						31 DECEMBER 1970							
	AVER- AGE AIR- CRAFT ON HAND	FLYING HOURS				UTIL- IZA- TION RATE	SORTIES FLOWN	AVER- AGE AIR- CRAFT ON HAND	FLYING HOURS				UTIL- IZA- TION RATE	SORTIES FLOWN
		Total	Combat	Combat Support	Other				Total	Combat	Combat Support	Other		
SUPPORTING BASES														
B-52D (LOO)	-	-	-	-	-	-	-	-	-	-	-	-		
B-52D (SAO)	15	2,716	2,644	-	72	181	243	12	-	-	-	-		
B-52E (SAO)	1	-	-	-	-	-	-	1	-	-	-	-		
C-97D (SAO)	-	-	-	-	-	-	-	-	-	-	-	-		
C-97K (SAO)	5	878	-	-	878	176	217	9	944	-	-	944		
AC-119G(SAO)	-	-	-	-	-	-	-	-	-	-	-	189		
HC-130A(MTO)	3	675	457	148	70	225	138	2	612	292	158	162		
C-130B(MTO)	-	-	-	-	-	-	-	-	-	-	-	-		
HC-130B(LOO)	-	-	-	-	-	-	-	-	-	-	-	-		
WC-130B(MTO)	-	-	-	-	-	-	-	-	155	33	9	113		
MC-130E(MTO)	5	2,267	63	60	2,144	453	268	4	1,714	65	75	1,574		
HC-130H(MTO)	4	703	-	-	703	176	140	4	595	-	-	595		
KC-135A(SAO)	-	-	-	-	-	-	-	-	-	-	-	-		
F-4D (SAO)	-	-	-	-	-	-	-	-	-	-	-	-		
HH-43B (MTO)	2	116	-	-	116	58	104	2	121	-	-	121		
ANDERSEN TOTAL	35	7,355	3,164	208	3,943	210	1,110	30	4,141	390	242	3,509		
EC-47N (PAF)	-	-	-	-	-	-	-	-	-	-	-	-		
EC-47P (PAF)	-	-	-	-	-	-	-	-	-	-	-	-		
C-130E (PAF)	33	6,299	1,024	-	5,275	191	2,179	32	6,338	963	-	5,375		
KC-135A(SAO)	13	3,854	3,713	-	141	296	648	3	970	969	-	1		
F-100D(LOO)	12	-	-	-	-	-	-	10	-	-	-	-		
F-100F(LOO)	-	-	-	-	-	-	-	1	-	-	-	-		
UH-1p (PAF)	-	-	-	-	-	-	-	-	-	-	-	-		
UH-19B (PAF)	1	72	-	-	72	72	58	1	79	-	-	79		
CHING CHUAN KANG TOTAL	59	10,225	4,737	-	5,488	173	2,885	47	7,387	1,932	-	5,455		
C-47A (PAF)	2	694	-	-	694	347	336	2	674	-	-	674		
VC-47A (PAF)	1	21	-	-	21	21	29	2	110	-	-	110		
C-47D (PAF)	2	298	-	-	298	149	105	-	27	-	-	27		
EC-47B (CSO)	2	393	219	123	51	197	163	2	355	255	70	30		
VC-47D (PAF)	2	37	-	-	37	19	11	-	-	-	-	-		
C-54D (PAF)	1	235	-	-	235	235	54	-	22	-	-	22		
C-54E (PAF)	1	43	-	1	42	43	13	-	-	-	-	-		
C-54G (PAF)	1	195	-	-	195	195	49	-	109	-	-	109		
C-118A(PAF)	4	1,040	-	-	1,040	260	363	5	1,127	-	-	1,127		
C-124C(PAF)	4	693	148	-	545	173	180	4	827	109	-	718		
C-130B(LOO)	1	-	-	-	-	-	-	-	-	-	-	-		
C-130B(MTO)	-	-	-	-	-	-	-	-	-	-	-	-		
C-130B(PAF)	26	3,233	578	-	2,655	124	1,221	30	4,100	531	-	3,569		
MC-130B(PAF)	-	-	-	-	-	-	-	-	-	-	-	-		
HC-130H(MTO)	1	66	-	4	62	66	16	-	33	-	-	33		
MC-130N(MTO)	2	370	-	28	342	189	83	2	345	-	19	326		
MC-130P(MTO)	2	239	-	22	217	120	59	2	302	-	41	261		
C-140A(CSO)	3	823	712	62	49	274	423	3	882	532	240	110		
F-4C (PAF)	3	251	-	30	221	84	125	4	339	-	11	328		
RF-4C (LOO)	-	-	-	-	-	-	-	-	-	-	-	-		
F-4D (LOO)	13	-	-	-	-	-	-	7	-	-	-	-		
F-4D (PAF)	20	1,545	1	-	1,544	77	933	20	1,544	-	-	1,544		
F-4E (LOO)	-	-	-	-	-	-	-	-	-	-	-	-		
F-4E (PAF)	-	80	-	-	80	-	47	1	80	-	-	80		
F-100D(PAF)	-	-	-	-	-	-	-	-	-	-	-	-		
F-102A(PAF)	1	60	-	-	60	68	33	-	-	-	-	-		
TF-102A(PAF)	-	-	-	-	-	-	-	-	-	-	-	-		
CH-3E (PAF)	-	-	-	-	-	-	-	-	-	-	-	-		
HH-3E (MTO)	5	402	-	-	402	80	292	5	509	-	-	509		
HH-3B (PAF)	-	-	-	-	-	-	-	-	-	-	-	-		
HH-19B (PAF)	1	66	-	-	66	66	73	1	47	-	-	47		
UH-19B (PAF)	2	128	-	-	128	64	151	2	131	-	-	131		
HH-43B (MTO)	2	145	-	-	145	73	131	2	148	-	-	148		
HH-43B (PAF)	-	-	-	-	-	-	-	-	-	-	-	-		
T-33A (CSO)	-	-	-	-	-	-	-	-	-	-	-	-		

SECRET

 DOWNGRADED TO:
 UNCLASSIFIED AFTER 1 YEAR
 Authority: AFM 88-110
 Paragraph 11a, 1 Aug. 88

DESIGN, SERIES WITHIN BASES BY QUARTER - FY 1971 (CONTINUED)

AVERAGE AIR-CRAFT ON HAND	31 MARCH 1971					UTILIZATION RATE	SORTIES FLOWN	AVERAGE AIR-CRAFT ON HAND	30 JUNE 1971				UTILIZATION RATE	SORTIES FLOWN	MISSION, DESIGN, SERIES WITHIN BASES		
	FLYING HOURS				Other				Total	FLYING HOURS						Other	Total
	Total	Combat	Combat Support	Other						Total	Combat	Combat Support					
SUPPORTING BASES																	
2	8	8	-	-	4	2	2	-	-	-	-	-	-	-	B-52D (LOO)		
6	-	-	-	-	-	-	3	-	-	-	-	-	-	-	B-52D (SAO)		
-	-	-	-	-	-	-	-	-	-	-	-	-	-	-	B-52E (SAO)		
-	42	-	-	42	-	15	1	143	-	-	143	143	52	52	C-97D (SAR)		
5	857	-	-	857	171	254	4	773	-	-	773	193	222	222	C-97K (SAO)		
-	-	-	-	-	-	-	-	-	-	-	-	-	-	-	AC-119G (SAO)		
-	-	-	-	-	-	-	-	-	-	-	-	-	-	-	WC-130A (MTO)		
-	-	-	-	-	-	-	-	-	-	-	-	-	-	-	C-130B (MTO)		
-	-	-	-	-	-	-	-	-	-	-	-	-	-	-	C-130B (SAO)		
-	-	-	-	-	-	-	-	-	-	-	-	-	-	-	WC-130B (LOO)		
2	767	208	133	426	384	135	2	711	314	98	299	356	110	110	WC-130B (MTO)		
3	1,391	185	130	1,076	464	222	5	2,145	222	211	1,712	429	304	304	WC-130E (MTO)		
4	630	-	-	630	158	116	4	633	-	-	633	158	140	140	WC-130H (MTO)		
-	-	-	-	-	-	-	-	-	-	-	-	-	-	-	WC-135A (SAO)		
-	-	-	-	-	-	-	-	-	-	-	-	-	-	-	F-4D (SAO)		
2	98	-	-	98	49	85	2	124	-	-	124	62	99	99	HH-43B (MTO)		
ANDERSEN																	
24	3,793	401	263	3,129	158	823	23	4,529	536	309	3,684	197	927	927	TOTAL		
-	-	-	-	-	-	-	-	-	-	-	-	-	-	-	EC-47N (PAF)		
-	-	-	-	-	-	-	-	-	-	-	-	-	-	-	EC-47P (PAF)		
17	3,201	630	-	2,571	188	1,397	36	7,181	864	-	6,317	199	2,834	2,834	C-130E (PAF)		
9	-	-	-	-	-	-	8	-	-	-	-	-	-	-	KC-135A (SAO)		
1	-	-	-	-	-	-	2	-	-	-	-	-	-	-	F-100D (LOO)		
-	-	-	-	-	-	-	-	-	-	-	-	-	-	-	F-100F (LOO)		
1	64	-	-	64	64	49	1	25	-	-	25	25	19	19	UH-1P (PAF)		
-	-	-	-	-	-	-	-	-	-	-	-	-	-	-	UH-19B (PAF)		
CHING CHUAN KANG																	
28	3,265	630	-	2,635	117	1,446	47	7,206	864	-	6,342	153	2,853	2,853	TOTAL		
2	545	-	-	545	273	280	2	265	-	-	265	133	255	255	C-47A (PAF)		
1	104	-	1	103	104	108	2	127	-	-	127	64	136	136	VC-47A (PAF)		
-	-	-	-	-	-	-	-	-	-	-	-	-	-	-	C-47D (PAF)		
2	422	359	6	57	211	159	2	382	220	123	39	191	122	122	EC-47B (CSO)		
-	-	-	-	-	-	-	-	-	-	-	-	-	-	-	VC-47D (PAF)		
-	-	-	-	-	-	-	-	-	-	-	-	-	-	-	C-54D (PAF)		
-	-	-	-	-	-	-	-	-	-	-	-	-	-	-	C-54E (PAF)		
5	1,177	-	-	1,177	235	419	5	1,150	-	-	1,150	230	456	456	C-118A (PAF)		
4	777	189	-	588	194	201	4	624	110	4	510	156	168	168	C-124C (PAF)		
-	-	-	-	-	-	-	-	-	-	-	-	-	-	-	C-130B (LOO)		
17	2,466	405	-	2,061	145	875	19	2,082	310	-	1,772	110	740	740	C-130B (MTO)		
-	-	-	-	-	-	-	-	-	-	-	-	-	-	-	C-130R (PAF)		
-	-	-	-	-	-	-	-	-	-	-	-	-	-	-	WC-130B (PAF)		
1	87	-	11	76	87	21	1	98	-	9	89	98	28	28	HC-130H (MTO)		
2	416	-	35	381	208	92	2	350	-	38	312	175	81	81	HC-130N (MTO)		
1	152	-	10	142	152	38	1	113	-	6	107	113	34	34	HC-130P (MTO)		
4	881	692	55	134	220	321	4	638	207	304	127	160	249	249	C-140A (CSO)		
4	286	-	15	271	72	141	3	198	-	-	198	66	95	95	F-4C (PAF)		
-	-	-	-	-	-	-	-	-	-	-	-	-	-	-	RF-4C (LOO)		
5	1	-	-	1	-	1	4	4	1	3	-	1	3	3	F-4D (LOO)		
17	1,417	-	-	1,417	83	836	22	1,769	-	-	1,769	80	1,138	1,138	F-4D (PAF)		
2	4	3	-	1	2	2	-	-	-	-	-	-	-	-	F-4E (LOO)		
-	-	-	-	-	-	-	-	-	-	-	-	-	-	-	F-4E (PAF)		
-	-	-	-	-	-	-	-	-	-	-	-	-	-	-	F-100D (PAF)		
-	-	-	-	-	-	-	-	-	-	-	-	-	-	-	F-102A (PAF)		
-	-	-	-	-	-	-	-	-	-	-	-	-	-	-	TF-102A (PAF)		
-	-	-	-	-	-	-	-	5	-	-	-	-	-	-	CH-3E (PAF)		
5	464	-	-	464	93	316	4	471	-	-	471	118	324	324	HH-3E (MTO)		
1	-	-	-	-	-	-	1	-	-	-	-	-	-	-	HH-3E (PAF)		
-	-	-	-	-	-	-	-	-	-	-	-	-	-	-	HH-19B (PAF)		
2	157	-	-	157	79	255	2	113	-	-	113	57	167	167	UH-19B (MTO)		
2	117	-	-	117	59	113	2	141	-	-	141	71	154	154	HH-43B (MTO)		
-	-	-	-	-	-	-	-	-	-	-	-	-	-	-	HH-43B (PAF)		
-	-	-	-	-	-	-	-	270	165	76	29	-	116	116	T-33A (CSO)		

DOWNGRADED TO:
UNCLASSIFIED AFTER 1 YEAR
Authority: AFM 88-110
Paragraph 11c, 1 Aug. 88

SECRET

TABLE II - SOUTHEAST ASIA OPERATIONAL DATA BY MISSION.

MISSION, DESIGN, SERIES WITHIN BASES	30 SEPTEMBER 1970							31 DECEMBER 1970						
	AVER- AGE AIR- CRAFT ON HAND	FLYING HOURS				UTIL- IZA- TION RATE	SORTIES FLOWN	AVER- AGE AIR- CRAFT ON HAND	FLYING HOURS				UTIL- IZA- TION RATE	SORTIES FLOWN
		Total	Combat	Combat Support	Other				Total	Combat	Combat Support	Other		
T-33A (PAF)	4	299	-	-	299	75	141	4	380	-	-	380	95	158
T-39A (PAF)	3	895	-	-	895	298	478	3	713	-	-	713	238	362
CLARK TOTAL	109	12,251	1,658	270	10,323	112	5,509	101	12,804	1,427	381	10,996	127	5,643
F-4D (PAF)	-	-	-	-	-	-	-	-	-	-	-	-	-	-
CLARK AB TOTAL	-	-	-	-	-	-	-	-	-	-	-	-	-	-
B-52D (SAO)	15	4,442	4,390	-	52	296	550	-	-	-	-	-	-	-
EB-57E (PAF)	-	-	-	-	-	-	-	-	-	-	-	-	-	-
EB-66E (PAF)	4	437	-	-	437	109	157	-	-	-	-	-	-	-
C-7A (PAF)	1	-	-	-	-	-	-	1	-	-	-	-	-	-
C-47A (PAF)	-	-	-	-	-	-	-	-	-	-	-	-	-	-
HC-47A (PAF)	-	-	-	-	-	-	-	-	-	-	-	-	-	-
C-47D (PAF)	1	182	-	-	182	182	110	2	180	-	-	180	90	81
VC-47D (PAF)	-	-	-	-	-	-	-	1	-	-	-	-	-	-
EC-47N (PAF)	1	-	-	-	-	-	-	1	-	-	-	-	-	-
EC-47P (PAF)	1	-	-	-	-	-	-	1	-	-	-	-	-	-
EC-47Q (LOO)	-	-	-	-	-	-	-	-	-	-	-	-	-	-
EC-47Q (PAF)	-	-	-	-	-	-	-	-	-	-	-	-	-	-
C-54D (PAF)	-	-	-	-	-	-	-	-	-	-	-	-	-	-
C-54E (PAF)	1	205	-	-	205	205	66	1	202	-	-	202	202	66
VC-54B (PAF)	-	-	-	-	-	-	-	-	-	-	-	-	-	-
C-118A (PAF)	-	-	-	-	-	-	-	-	-	-	-	-	-	-
AC-119G (PAF)	-	-	-	-	-	-	-	-	-	-	-	-	-	-
AC-119K (PAF)	1	-	-	-	-	-	-	1	-	-	-	-	-	-
C-123K (LOO)	-	-	-	-	-	-	-	-	-	-	-	-	-	-
C-123K (PAF)	1	-	-	-	-	-	-	1	-	-	-	-	-	-
UC-123K (PAF)	-	-	-	-	-	-	-	1	-	-	-	-	-	-
C-130B (PAF)	-	-	-	-	-	-	-	-	-	-	-	-	-	-
KC-135A (SAO)	19	4,385	2,244	-	2,141	231	864	17	3,390	1,479	-	1,911	199	695
RC-135D (SAO)	-	236	215	-	21	-	16	-	19	19	-	-	-	1
RC-135H (SAO)	6	2,838	2,559	-	279	473	190	7	2,928	2,783	-	145	418	142
KC-135Q (SAO)	11	-	-	-	-	-	-	12	-	-	-	-	-	-
F-4C (PAF)	-	-	-	-	-	-	-	-	-	-	-	-	-	-
RF-4C (LOO)	1	-	-	-	-	-	-	-	-	-	-	-	-	-
RF-4C (PAF)	14	1,268	-	-	1,268	91	649	14	1,237	-	-	1,237	88	591
F-105D (PAF)	12	705	-	-	705	59	455	13	944	-	-	944	73	543
F-105F (PAF)	6	238	-	-	238	40	159	3	169	-	-	169	56	66
F-105G (PAF)	2	232	-	-	232	116	156	1	117	-	-	117	117	61
HH-3E (MTO)	-	-	-	-	-	-	-	-	-	-	-	-	-	-
HH-43B (MTO)	3	177	-	-	177	59	218	3	172	-	-	172	57	208
T-33A (PAF)	6	358	-	-	358	60	195	6	360	-	-	360	60	171
T-39A (PAF)	-	-	-	-	-	-	-	1	-	-	-	-	-	-
KADENA TOTAL	106	15,703	9,408	-	6,295	148	3,785	86	9,718	4,281	-	5,437	113	2,625
VC-47A (PAF)	-	-	-	-	-	-	-	-	-	-	-	-	-	-
VC-47D (PAF)	1	-	-	-	-	-	-	1	-	-	-	-	-	-
MANILA TOTAL	1	-	-	-	-	-	-	1	-	-	-	-	-	-
C-118A (PAF)	-	-	-	-	-	-	-	-	-	-	-	-	-	-
C-130A (LOO)	-	-	-	-	-	-	-	-	-	-	-	-	-	-
C-130A (PAF)	32	4,495	648	-	3,847	140	1,897	27	3,542	558	-	2,984	131	1,483
C-130B (PAF)	1	-	-	-	-	-	-	1	-	-	-	-	-	-
C-130E (PAF)	1	-	-	-	-	-	-	1	-	-	-	-	-	-
HC-130P (PAF)	-	-	-	-	-	-	-	-	-	-	-	-	-	-
F-102A (PAF)	20	1,259	-	-	1,259	63	785	20	1,398	-	-	1,398	70	813
TF-102A (PAF)	2	166	-	-	166	83	247	1	111	-	-	111	111	71
HH-3E (MTO)	2	163	-	-	163	82	133	3	312	-	-	312	104	214
HH-19B (PAF)	1	79	-	-	79	79	370	1	79	-	-	79	79	61

SECRET

DOWNGRADED TO:
UNCLASSIFIED AFTER 1 YEAR
Authority: AFM 05-110
Paragraph 11a, 1 Aug. 00

DESIGN, SERIES WITHIN BASES BY QUARTER - FY 1971 (CONTINUED)

AVERAGE AIR-CRAFT ON HAND	31 MARCH 1971						30 JUNE 1971						MISSION, DESIGN, SERIES WITHIN BASES		
	FLYING HOURS				UTILIZATION RATE	SORTIES FLOWN	FLYING HOURS				UTILIZATION RATE	SORTIES FLOWN			
	Total	Combat	Combat Support	Other			Total	Combat	Combat Support	Other					
SUPPORTING BASES															
4	415	-	-	415	104	189	5	487	-	-	487	97	250	T-33A (PAF)	
2	480	-	-	480	240	247	2	611	-	-	611	306	322	T-39A (PAF)	
83	10,368	1,648	133	8,587	125	4,613	87	9,898	1,013	563	8,322	114	4,842	TOTAL	
-	-	-	-	-	-	-	-	-	-	-	-	-	-	-	F-4D (PAF)
-	-	-	-	-	-	-	-	-	-	-	-	-	-	-	CLARK AB TOTAL
-	-	-	-	-	-	-	-	-	-	-	-	-	-	-	B-52D (SAO)
-	-	-	-	-	-	-	-	145	-	-	145	-	16	ER-57E (PAF)	
1	-	-	-	-	-	-	1	-	-	-	-	-	-	ER-66E (PAF)	
-	-	-	-	-	-	-	-	-	-	-	-	-	-	C-7A (PAF)	
2	179	-	-	179	90	77	1	152	-	-	152	152	72	C-47A (PAF)	
1	-	-	-	-	-	-	-	-	-	-	-	-	-	HC-47A (PAF)	
-	-	-	-	-	-	-	-	-	-	-	-	-	-	C-47D (PAF)	
-	-	-	-	-	-	-	-	-	-	-	-	-	-	VC-47D (PAF)	
-	-	-	-	-	-	-	-	-	-	-	-	-	-	EC-47N (PAF)	
-	-	-	-	-	-	-	-	-	-	-	-	-	-	EC-47P (PAF)	
1	197	-	-	197	197	68	1	176	-	-	176	176	55	EC-47Q (LOO)	
-	-	-	-	-	-	-	-	-	-	-	-	-	-	EC-47Q (PAF)	
-	-	-	-	-	-	-	-	-	-	-	-	-	-	C-54E (PAF)	
1	-	-	-	-	-	-	1	-	-	-	-	-	-	VC-54E (PAF)	
-	-	-	-	-	-	-	-	-	-	-	-	-	-	C-118A (PAF)	
1	-	-	-	-	-	-	1	-	-	-	-	-	-	AC-119G (PAF)	
-	-	-	-	-	-	-	-	-	-	-	-	-	-	AC-119K (PAF)	
1	-	-	-	-	-	-	1	-	-	-	-	-	-	C-123K (LOO)	
-	-	-	-	-	-	-	-	-	-	-	-	-	-	C-123K (PAF)	
17	3,714	2,033	-	1,681	218	621	21	4,540	2,375	-	2,165	216	745	UC-123K (PAF)	
5	2,993	2,718	-	275	599	178	5	3,092	2,816	-	276	618	189	C-130B (PAF)	
10	1,310	709	-	601	131	281	10	1,110	544	-	566	111	246	RC-135D (SAO)	
5	326	-	-	326	65	197	35	2,249	-	-	2,249	64	1,366	RC-135H (SAO)	
16	1,449	-	-	1,449	91	647	19	1,508	-	-	1,508	79	768	KC-135Q (SAO)	
14	957	-	-	957	68	539	11	858	-	-	858	78	548	KC-135Q (PAF)	
1	42	-	-	42	42	25	1	37	-	-	37	37	25	F-4E (LOO)	
2	-	-	-	-	-	-	1	146	-	-	146	37	157	RF-4C (LOO)	
2	146	-	-	146	73	116	2	151	-	-	151	76	768	RF-4C (PAF)	
6	376	-	-	376	63	170	6	380	-	-	380	63	548	F-105D (PAF)	
-	-	-	-	-	-	-	-	-	-	-	-	-	-	F-105F (PAF)	
85	11,689	5,460	-	6,229	138	2,919	120	14,544	5,735	-	8,809	121	4,925	F-109G (PAF)	
-	6	-	-	6	-	5	-	-	-	-	-	-	-	MH-3E (MTO)	
1	1	-	-	1	1	1	1	-	-	-	-	-	-	MH-43B (MTO)	
1	7	-	-	7	7	6	1	-	-	-	-	-	-	T-33A (PAF)	
-	-	-	-	-	-	-	-	-	-	-	-	-	-	T-39A (PAF)	
15	3,933	396	-	3,137	236	1,305	1	197	13	-	184	197	77	TOTAL	
1	-	-	-	-	-	-	-	-	-	-	-	-	-	C-118A (PAF)	
1	-	-	-	-	-	-	-	-	-	-	-	-	-	C-130A (LOO)	
17	1,457	-	-	1,457	86	736	-	-	-	-	-	-	-	C-130A (PAF)	
1	74	-	-	74	74	43	-	-	-	-	-	-	-	C-130B (PAF)	
1	272	-	-	272	272	304	-	-	-	-	-	-	-	C-130E (PAF)	
-	-	-	-	-	-	-	-	-	-	-	-	-	-	HC-130P (PAF)	
-	-	-	-	-	-	-	-	-	-	-	-	-	-	F-102A (PAF)	
-	-	-	-	-	-	-	-	-	-	-	-	-	-	TF-102A (PAF)	
-	-	-	-	-	-	-	-	84	-	-	-	-	-	MH-3E (MTO)	
-	-	-	-	-	-	-	-	-	-	-	-	-	-	MH-19B (PAF)	

DOWNGRADER TO:
UNCLASSIFIED AFTER 1 YEAR
Authority: AFM 88-119
Paragraph 11e, 1 Aug. 88

SECRET

TABLE II - SOUTHEAST ASIA OPERATIONAL DATA BY MISSION,

MISSION, DESIGN, SERIES WITHIN BASES	30 SEPTEMBER 1970							31 DECEMBER 1970						
	AVER- AGE AIR- CRAFT ON HAND	FLYING HOURS				UTIL- IZA- TION RATE	SORTIES FLOWN	AVER- AGE AIR- CRAFT ON HAND	FLYING HOURS				UTIL- IZA- TION RATE	SORTIES FLOWN
		Total	Combat	Combat Support	Other				Total	Combat	Combat Support	Other		
SUPPORTING BASES														
UH-19B (PAF)	1	91	-	-	91	91	207	1	59	-	-	59	59	54
T-33A (PAF)	-	-	-	-	-	-	-	-	-	-	-	-	-	-
NAMA TOTAL	60	6,253	648	-	5,605	104	3,639	55	5,501	558	-	4,943	100	2,716
HH-3E (HTO)	-	-	-	-	-	-	-	-	-	-	-	-	-	-
OKINAWA TOTAL	-	-	-	-	-	-	-	-	-	-	-	-	-	-
C-123K(L00)	-	-	-	-	-	-	-	-	-	-	-	-	-	-
SUNGSHAN TOTAL	-	-	-	-	-	-	-	-	-	-	-	-	-	-
C-47D (L00)	1	-	-	-	-	-	-	-	-	-	-	-	-	-
EC-47N (L00)	2	-	-	-	-	-	-	2	-	-	-	-	-	-
EC-47P (L00)	1	-	-	-	-	-	-	1	-	-	-	-	-	-
EC-47Q (L00)	1	-	-	-	-	-	-	-	-	-	-	-	-	-
C-123K(L00)	-	-	-	-	-	-	-	-	-	-	-	-	-	-
C-123K(PAF)	-	-	-	-	-	-	-	-	-	-	-	-	-	-
C-130E(PAF)	-	-	-	-	-	-	-	-	-	-	-	-	-	-
TAICHUNG TOTAL	4	-	-	-	-	-	-	3	-	-	-	-	-	-
EC-121D(ADO)	6	2,376	296	1,782	298	396	243	7	868	260	585	23	124	158
C-121G(ADO)	-	-	-	-	-	-	-	-	-	-	-	-	-	-
EC-121T(ADO)	-	-	-	-	-	-	-	2	323	23	210	90	162	34
C-123K(L00)	-	-	-	-	-	-	-	-	-	-	-	-	-	-
F-4E (L00)	7	-	-	-	-	-	-	1	-	-	-	-	-	-
RF-4C (L00)	7	-	-	-	-	-	-	4	-	-	-	-	-	-
F-4D (L00)	13	-	-	-	-	-	-	6	2	2	-	-	-	1
F-4D (PAF)	-	-	-	-	-	-	-	-	-	-	-	-	-	-
F-4E (L00)	5	-	-	-	-	-	-	2	-	-	-	-	-	-
F-100D(L00)	13	-	-	-	-	-	-	2	-	-	-	-	-	-
F-100F(L00)	1	-	-	-	-	-	-	-	-	-	-	-	-	-
F-105D(L00)	4	-	-	-	-	-	-	5	-	-	-	-	-	-
F-105F(L00)	-	-	-	-	-	-	-	-	-	-	-	-	-	-
F-105G(L00)	-	-	-	-	-	-	-	-	-	-	-	-	-	-
TAINAN TOTAL	56	2,376	296	1,782	298	42	243	29	1,193	285	795	113	41	193
VC-47A (PAF)	-	-	-	-	-	-	-	-	-	-	-	-	-	-
C-47D (PAF)	2	1	-	-	-	1	1	2	-	-	-	-	-	-
VC-94D (PAF)	1	-	-	-	-	-	-	1	-	-	-	-	-	-
AC-119G(L00)	-	-	-	-	-	-	-	-	-	-	-	-	-	-
C-123K(L00)	4	-	-	-	-	-	-	4	-	-	-	-	-	-
C-123K(PAF)	-	-	-	-	-	-	-	-	-	-	-	-	-	-
UC-123K(L00)	-	-	-	-	-	-	-	1	-	-	-	-	-	-
TAIPEI TOTAL	7	1	-	-	1	-	1	8	-	-	-	-	-	-
SUPPORTING BASE TOTAL	437	54,164	19,911	2,260	31,993	124	17,172	360	40,744	8,873	1,418	30,453	113	14,450
GRAND TOTAL	2,009	369,760	318,868	5,533	45,359	184	208,054	1,702	324,821	276,591	3,484	44,746	191	173,942

NOTE: Average Aircraft on Hand in Tables 11 and 12 vary slightly due to method of rounding.

Source: Data Applications Division, Data Services Center, Comptroller of the Air Force

SECRET

DECLASSIFIED TO:
UNCLASSIFIED AFTER 1 YEAR
Authority: AFM 88-110
Paragraph 11c, 1 Aug 88

DESIGN, SERIES WITHIN BASES BY QUARTER - FY 1971 (CONTINUED)

AVERAGE AIR-CRAFT ON HAND	31 MARCH 1971						30 JUNE 1971						MISSION, DESIGN, SERIES WITHIN BASES
	FLYING HOURS				UTILIZATION RATE	SORTIES FLOWN	FLYING HOURS				UTILIZATION RATE	SORTIES FLOWN	
	Total	Combat	Combat Support	Other			Total	Combat	Combat Support	Other			
SUPPORTING BASES													
-	-	-	-	-	-	-	-	-	-	-	-	-	UH-19B (PAF)
-	-	-	-	-	-	-	-	-	-	-	-	-	T-33A (PAF)
36	5,336	396	-	4,940	148	2,384	1	281	13	-	268	281	NAHA 177 TOTAL
-	-	-	-	-	-	-	-	-	-	-	-	-	HH-3E (MTO)
-	-	-	-	-	-	-	-	-	-	-	-	-	OKINAWA TOTAL
-	-	-	-	-	-	-	-	-	-	-	-	-	C-123K(L00)
-	-	-	-	-	-	-	-	-	-	-	-	-	SUNGSAN TOTAL
-	-	-	-	-	-	-	-	-	-	-	-	-	C-47D (L00)
2	-	-	-	-	-	-	2	-	-	-	-	-	EC-47N (L00)
1	-	-	-	-	-	-	3	-	-	-	-	-	EC-47P (L00)
-	-	-	-	-	-	-	-	-	-	-	-	-	EC-47Q (L00)
-	-	-	-	-	-	-	-	-	-	-	-	-	C-123K(L00)
-	-	-	-	-	-	-	-	-	-	-	-	-	C-123K(PAF)
-	-	-	-	-	-	-	-	-	-	-	-	-	C-130E(PAF)
3	-	-	-	-	-	-	5	-	-	-	-	-	TAICHUNG TOTAL
4	1,312	-	690	622	328	60	3	30	-	29	1	10	6 EC-121D(ADD)
3	783	-	668	115	261	43	6	2,749	-	771	1,978	458	C-121G(ADD)
-	-	-	-	-	-	-	-	-	-	-	-	-	EC-121T(ADD)
-	-	-	-	-	-	-	-	-	-	-	-	-	G-123K(L00)
-	-	-	-	-	-	-	-	4	-	-	4	-	F-4C (L00)
1	-	-	-	-	-	-	-	-	-	-	-	-	RF-4C (L00)
-	-	-	-	-	-	-	-	-	-	-	-	-	F-4D (L00)
-	-	-	-	-	-	-	-	-	-	-	-	-	F-4D (PAF)
-	-	-	-	-	-	-	-	-	-	-	-	-	F-4E (L00)
-	-	-	-	-	-	-	-	-	-	-	-	-	F-100D(L00)
5	-	-	-	-	-	-	3	-	-	-	-	-	F-100F(L00)
-	-	-	-	-	-	-	-	-	-	-	-	-	F-105D(L00)
-	-	-	-	-	-	-	1	-	-	-	-	-	F-105F(L00)
-	-	-	-	-	-	-	-	-	-	-	-	-	F-105G(L00)
13	2,095	-	1,358	737	161	103	13	2,783	-	800	1,983	214	TAINAN 30 TOTAL
-	-	-	-	-	-	-	-	-	-	-	-	-	VC-47A (PAF)
1	-	-	-	-	-	-	1	-	-	-	-	-	C-47D (PAF)
1	-	-	-	-	-	-	-	-	-	-	-	-	VC-54D (PAF)
-	-	-	-	-	-	-	1	-	-	-	-	-	AC-119G(L00)
3	-	-	-	-	-	-	2	-	-	-	-	-	C-123K(L00)
1	-	-	-	-	-	-	2	-	-	-	-	-	C-123K(PAF)
-	-	-	-	-	-	-	-	-	-	-	-	-	UC-123K(L00)
6	-	-	-	-	-	-	6	-	-	-	-	-	TAIPEI TOTAL
279	36,553	8,535	1,754	26,264	131	12,305	303	39,241	8,161	1,672	29,408	130	SUPPORTING BASE 13,354 TOTAL
1,592	347,926	302,166	3,040	42,720	219	180,405	1,578	329,274	280,053	2,761	46,460	209	169,049 GRAND TOTAL

DOWNGRADED TO UNCLASSIFIED AFTER 1 YEAR Authority: AFM 88-119 Paragraph 11c, 1 Aug. 88

SECRET

TABLE 12 - SOUTHEAST ASIA OPERATIONAL DATA BY MISSION.

COMMAND WITHIN MISSION, DESIGN, SERIES	30 SEPTEMBER 1970							31 DECEMBER 1970						
	AVERAGE AIR-CRAFT ON HAND	FLYING HOURS				UTILIZATION RATE	SORTIES FLOWN	AVERAGE AIR-CRAFT ON HAND	FLYING HOURS				UTILIZATION RATE	SORTIES FLOWN
		Total	Combat	Combat Support	Other				Total	Combat	Combat Support	Other		
A-1E (LOO)	1	-	-	-	-	-	2	-	-	-	-	-	-	-
A-1E (PAF)	9	1,288	1,174	26	88	143	9	1,194	1,108	13	73	133	486	
A-1G (LOO)	1	-	-	-	-	-	3	-	-	-	-	-	-	
A-1G (PAF)	2	353	337	-	16	177	3	422	376	-	46	141	179	
A-1H (LOO)	13	-	-	-	-	-	11	-	-	-	-	-	-	
A-1H (PAF)	34	4,520	4,370	13	137	133	28	3,783	3,673	5	105	135	1,370	
A-1J (LOO)	1	-	-	-	-	-	5	-	-	-	-	-	-	
A-1J (PAF)	8	1,216	1,170	7	39	152	4	763	741	-	22	191	269	
A-1 TOTAL	69	7,377	7,051	46	280	107	62	6,162	5,898	18	246	99	2,304	
A-37A (LOO)	5	-	-	-	-	-	1	-	-	-	-	-	-	
A-37A (PAF)	16	-	-	-	-	-	-	-	-	-	-	-	-	
A-37B (LOO)	-	-	-	-	-	-	-	-	-	-	-	-	-	
A-37B (PAF)	67	5,957	5,890	-	67	89	29	3,653	3,605	-	48	126	2,740	
A-37 TOTAL	88	5,957	5,890	-	67	88	30	3,653	3,605	-	48	122	2,740	
B-52D (LOO)	-	-	-	-	-	-	-	-	-	-	-	-	-	
B-52D (SAO)	68	15,674	15,538	-	136	231	55	9,838	9,824	-	14	179	3,003	
B-52E (SAO)	1	-	-	-	-	-	1	-	-	-	-	-	-	
B-52 TOTAL	69	15,674	15,538	-	136	227	56	9,838	9,824	-	14	176	3,003	
EB-57E (PAF)	-	-	-	-	-	-	-	-	-	-	-	-	-	
RB-57E (PAF)	3	511	510	-	1	170	4	584	551	5	28	146	274	
B-57G (LOO)	-	-	-	-	-	-	-	-	-	-	-	-	-	
B-57G (PAF)	-	-	-	-	-	-	10	930	921	4	5	93	468	
B-57 TOTAL	3	511	510	-	1	170	14	1,514	1,472	9	33	108	742	
EB-66C (PAF)	6	983	965	8	10	164	6	1,147	1,091	1	55	191	239	
EB-66E (LOO)	-	-	-	-	-	-	-	-	-	-	-	-	-	
EB-66E (PAF)	18	2,726	2,218	16	492	151	12	2,881	2,746	3	132	240	825	
B-66 TOTAL	24	3,709	3,183	24	502	155	18	4,028	3,837	4	187	224	1,064	
C-7A (LOO)	6	-	-	-	-	-	6	2	-	-	2	-	1	
C-7A (PAF)	82	26,078	25,219	-	859	318	82	25,262	24,219	-	1,043	308	32,039	
C-7 TOTAL	88	26,078	25,219	-	859	296	88	25,264	24,219	-	1,045	287	32,040	
C-47A (PAF)	11	2,485	1,622	6	857	226	10	2,389	1,632	-	757	239	1,039	
HC-47A (PAF)	3	812	722	7	83	271	3	706	682	-	24	235	309	
VC-47A (PAF)	1	35	-	-	35	35	2	110	-	-	110	55	89	
C-47D (LOO)	1	-	-	-	-	-	-	-	-	-	-	-	-	
C-47D (PAF)	17	3,685	1,580	375	1,730	217	16	2,819	807	241	1,771	176	1,791	
EC-47D (CSO)	2	393	219	123	51	197	2	355	255	70	30	178	171	
VC-47D (PAF)	4	291	244	-	47	73	3	226	89	-	137	75	227	
EC-47N (LOO)	2	-	-	-	-	-	2	-	-	-	-	-	-	
EC-47N (PAF)	20	8,423	8,370	-	53	421	20	8,705	8,685	4	16	435	1,545	
EC-47P (LOO)	-	-	-	-	-	-	1	-	-	-	-	-	-	
EC-47P (PAF)	21	8,747	8,720	-	27	417	20	7,777	7,757	6	14	389	1,377	
EC-47Q (LOO)	2	-	-	-	-	-	-	-	-	-	-	-	-	
EC-47Q (PAF)	6	2,752	2,737	-	15	459	12	4,447	4,397	-	50	371	723	
C-47 TOTAL	90	27,623	24,214	511	2,898	307	91	27,534	24,304	321	2,909	303	7,271	
C-54D (PAF)	1	235	-	-	235	235	-	22	-	-	22	-	8	
VC-54D (PAF)	1	-	-	-	-	-	1	-	-	-	-	-	-	

SECRET

 DOWNGRADER TO:
 UNCLASSIFIED AFTER 1 YEAR
 Authority: AFM 88-118
 Paragraph 11c, 1 Aug. 88

DESIGN, SERIES INDICATING COMMAND BY QUARTER - FY 1971

AVERAGE AIR-CRAFT ON HAND	31 MARCH 1971						30 JUNE 1971						COMMAND WITHIN MISSION, DESIGN, SERIES	
	FLYING HOURS				UTILIZATION RATE	SORTIES FLOWN	FLYING HOURS				UTILIZATION RATE	SORTIES FLOWN		
	Total	Combat	Combat Support	Other			Total	Combat	Combat Support	Other				
2	-	-	-	-	-	-	3	-	-	-	-	-	-	A-1E (LOO)
7	1,228	1,188	1	39	175	385	5	843	781	-	62	169	298	A-1E (PAF)
2	-	-	-	-	-	-	1	-	-	-	-	-	-	A-1G (LOO)
1	267	251	-	16	267	105	2	237	197	-	40	119	96	A-1G (PAF)
11	-	-	-	-	-	-	7	-	-	-	-	-	-	A-1H (LOO)
13	2,302	2,217	8	77	177	705	14	1,852	1,597	-	55	118	651	A-1H (PAF)
3	-	-	-	-	-	-	2	-	-	-	-	-	-	A-1J (LOO)
4	892	864	1	27	223	272	5	785	760	-	25	157	292	A-1J (PAF)
43	4,689	4,520	10	159	109	1,467	39	3,517	3,335	-	182	90	1,337	A-1 TOTAL
-	-	-	-	-	-	-	-	-	-	-	-	-	-	A-37A (LOO)
-	-	-	-	-	-	-	-	-	-	-	-	-	-	A-37A (PAF)
1	-	-	-	-	-	-	-	-	-	-	-	-	-	A-37B (LOO)
27	4,369	4,333	-	36	162	3,132	27	4,624	4,581	-	43	171	3,732	A-37B (PAF)
28	4,369	4,333	-	36	156	3,132	27	4,624	4,581	-	43	171	3,732	A-37 TOTAL
2	8	8	-	-	4	2	2	-	-	-	-	-	-	B-52D (LOO)
52	10,863	10,769	-	94	209	3,166	50	12,132	12,004	-	128	243	3,390	B-52D (SAO)
-	-	-	-	-	-	-	-	-	-	-	-	-	-	B-52E (SAO)
54	10,871	10,777	-	94	201	3,168	52	12,132	12,004	-	128	233	3,390	B-52 TOTAL
-	-	-	-	-	-	-	-	-	-	-	145	-	-	EB-57E (PAF)
4	626	621	-	5	157	263	3	583	573	-	10	194	260	EB-57E (PAF)
-	-	-	-	-	-	-	-	-	-	-	-	-	-	B-57G (LOO)
9	1,305	1,305	-	-	145	753	10	1,206	1,206	-	-	121	700	B-57G (PAF)
13	1,931	1,926	-	5	149	1,021	13	1,934	1,779	-	155	149	976	B-57 TOTAL
6	946	933	3	10	158	197	5	878	867	1	10	176	212	EB-66C (PAF)
-	-	-	-	-	-	-	-	-	-	-	-	-	-	EB-66E (LOO)
15	3,109	3,076	6	27	207	924	15	3,563	3,515	4	44	238	1,049	EB-66E (PAF)
21	4,055	4,009	9	37	193	1,121	20	4,441	4,382	5	54	222	1,261	B-66 TOTAL
8	-	-	-	-	-	-	7	-	-	-	-	-	-	C-7A (LOO)
79	25,325	24,303	-	1,022	321	34,700	80	26,216	25,103	-	1,113	328	34,687	C-7A (PAF)
87	25,325	24,303	-	1,022	291	34,700	87	26,216	25,103	-	1,113	301	34,687	C-7 TOTAL
10	2,302	1,612	-	690	230	921	10	2,261	1,659	2	600	226	1,017	C-47A (PAF)
3	233	205	-	28	78	94	2	206	113	-	93	183	123	HC-47A (PAF)
2	110	-	1	109	55	113	2	127	-	-	127	64	136	VC-47A (PAF)
-	-	-	-	-	-	-	-	-	-	-	-	-	-	C-47D (LOO)
15	2,495	536	147	1,812	166	1,349	14	2,168	374	33	1,761	155	1,288	C-47B (PAF)
2	422	359	6	57	211	158	2	382	220	123	39	191	122	EC-47D (CSO)
1	94	-	-	94	94	46	1	-	-	-	-	-	-	VC-47D (PAF)
2	-	-	-	-	-	-	2	-	-	-	-	-	-	EC-47N (LOO)
21	9,713	9,694	11	8	463	1,567	22	8,051	8,017	7	27	366	1,526	EC-47N (PAF)
1	-	-	-	-	-	-	3	-	-	-	-	-	-	EC-47P (LOO)
20	8,187	8,136	12	39	409	1,361	19	7,515	7,496	-	19	396	1,389	EC-47P (PAF)
-	-	-	-	-	-	-	-	-	-	-	-	-	-	EC-47Q (LOO)
12	4,953	4,949	-	4	413	789	12	4,823	4,774	-	49	402	777	EC-47Q (PAF)
89	28,509	25,491	177	2,841	320	6,398	89	25,533	22,653	165	2,715	287	6,378	C-47 TOTAL
-	-	-	-	-	-	-	-	-	-	-	-	-	-	C-54D (PAF)
1	-	-	-	-	-	-	-	-	-	-	-	-	-	VC-54D (PAF)

DOWNGRADED TO UNCLASSIFIED AFTER 1 YEAR
 Authority: AFR 88-118
 Paragraph 11c, 1 Aug 88

SECRET

TABLE 12 - SOUTHEAST ASIA OPERATIONAL DATA BY MISSION.

COMMAND WITHIN MISSION, DESIGN, SERIES	30 SEPTEMBER 1970							31 DECEMBER 1970						
	AVER- AGE AIR- CRAFT ON HAND	FLYING HOURS				UTIL- IZA- TION RATE	SORTIES FLOWN	AVER- AGE AIR- CRAFT ON HAND	FLYING HOURS				UTIL- IZA- TION RATE	SORTIES FLOWN
		Total	Combat	Combat Support	Other				Total	Combat	Combat Support	Other		
C-54E (PAF)	2	286	27	1	258	143	99	1	202	-	-	202	202	66
C-54G (PAF)	2	301	96	-	205	151	88	1	258	131	-	127	258	130
VC-54G (PAF)	-	203	-	-	203	-	119	1	147	-	-	147	147	103
C-54 TOTAL	6	1,025	123	1	961	171	360	4	629	131	-	498	157	307
C-97D (SAO)	-	-	-	-	-	-	-	-	-	-	-	-	-	-
C-97K (SAO)	5	878	-	-	878	176	217	5	944	-	-	944	189	251
C-97 TOTAL	5	878	-	-	878	176	217	5	944	-	-	944	189	251
C-118A (PAF)	6	1,194	99	-	1,095	199	443	6	1,341	40	-	1,301	224	491
VC-118A (PAF)	1	167	93	-	74	167	55	1	200	81	-	119	200	83
C-118 TOTAL	7	1,361	192	-	1,169	194	498	7	1,541	121	-	1,420	220	574
AC-119G (LOO)	-	-	-	-	-	-	-	-	-	-	-	-	-	-
AC-119G (PAF)	16	3,112	2,950	86	76	195	900	15	4,500	4,371	61	68	300	905
AC-119K (SAO)	-	-	-	-	-	-	-	-	-	-	-	-	-	-
AC-119K (LOO)	1	-	-	-	-	-	-	-	-	-	-	-	-	-
AC-119K (PAF)	12	2,081	1,908	128	45	173	711	14	1,846	1,695	93	58	132	357
C-119 TOTAL	29	5,193	4,858	214	121	179	1,611	29	6,346	6,066	154	126	219	1,462
EC-121D (ADO)	6	2,376	296	1,782	298	396	243	7	868	260	585	23	124	158
C-121G (ADO)	-	-	-	-	-	-	-	-	-	-	-	-	-	-
C-121G (PAF)	1	124	44	-	80	124	37	-	36	26	-	10	-	14
EC-121R (PAF)	17	6,751	6,400	-	351	397	688	15	4,612	4,336	-	276	307	515
EC-121S (ANO)	1	-	-	-	-	-	-	2	-	-	-	-	-	-
EC-121T (ADO)	-	-	-	-	-	-	-	2	323	23	210	90	162	34
C-121 TOTAL	25	9,251	6,740	1,782	729	370	968	26	5,839	4,645	795	399	225	721
C-123K (LOO)	4	-	-	-	-	-	-	4	-	-	-	-	-	-
C-123K (PAF)	57	15,232	14,888	62	282	267	18,847	53	15,364	15,156	24	184	290	15,603
AC-123K (SAO)	-	3	-	-	3	-	3	-	-	-	-	-	-	-
UC-123K (LOO)	-	-	-	-	-	-	-	1	-	-	-	-	-	-
UC-123K (PAF)	14	2,140	1,915	15	210	153	975	13	2,174	1,945	39	190	167	830
C-123 TOTAL	75	17,375	16,803	77	495	232	19,825	71	17,538	17,101	63	374	247	16,433
C-124C (PAF)	4	693	148	-	545	173	180	4	827	109	-	718	207	186
C-124 TOTAL	4	693	148	-	545	173	180	4	827	109	-	718	207	186
C-130A (LOO)	-	-	-	-	-	-	-	-	-	-	-	-	-	-
C-130A (PAF)	44	9,273	4,983	185	4,105	211	6,980	39	7,652	4,356	116	3,180	196	5,132
AC-130A (LOO)	-	-	-	-	-	-	-	-	-	-	-	-	-	-
AC-130A (PAF)	2	640	610	30	-	320	129	5	1,699	1,238	6	455	340	467
DC-130A (SAO)	-	86	54	-	32	-	20	-	101	-	72	29	-	26
WC-130A (MTO)	3	675	457	148	70	225	138	2	612	292	158	162	306	132
C-130B (LOO)	1	-	-	-	-	-	-	-	-	-	-	-	-	-
C-130B (MTO)	-	-	-	-	-	-	-	-	-	-	-	-	-	-
C-130B (PAF)	53	15,134	12,250	51	2,833	286	12,164	52	13,102	9,213	20	3,869	252	8,929
C-130R (SAO)	-	-	-	-	-	-	-	-	-	-	-	-	-	-
WC-130B (LOO)	-	-	-	-	-	-	-	-	-	-	-	-	-	-
WC-130B (MTO)	-	-	-	-	-	-	-	-	155	33	9	113	-	37
WC-130B (PAF)	-	-	-	-	-	-	-	-	-	-	-	-	-	-
C-130E (LOO)	-	-	-	-	-	-	-	-	-	-	-	-	-	-
C-130E (PAF)	68	25,859	17,169	2	8,688	380	17,656	69	23,549	15,316	-	8,233	341	14,537

SECRET

 DOWNGRADED TO:
 UNCLASSIFIED AFTER 1 YEAR
 Authority: AFM 88-119
 Paragraph 11c, 1 Aug. 88

DESIGN, SERIES INDICATING COMMAND BY QUARTER - FY 1971 (CONTINUED)

AVERAGE AIR-CRAFT ON HAND	31 MARCH 1971						30 JUNE 1971						UTILIZATION RATE	SORTIES FLOWN	COMMAND WITHIN MISSION, DESIGN, SERIES
	FLYING HOURS				UTILIZATION RATE	SORTIES FLOWN	FLYING HOURS				UTILIZATION RATE	SORTIES FLOWN			
	Total	Combat	Combat Support	Other			Total	Combat	Combat Support	Other					
1	197	-	-	197	197	68	1	176	-	-	176	176	55	C-54E (PAF)	
1	155	131	-	24	155	88	1	171	145	-	26	171	70	C-54G (PAF)	
1	139	-	-	139	139	69	1	210	-	-	210	210	135	VC-54G (PAF)	
4	491	131	-	360	123	225	3	557	145	-	412	186	260	C-54 TOTAL	
-	42	-	-	42	-	15	1	143	-	-	143	143	52	C-97D (SAO)	
5	857	-	-	857	171	253	4	773	-	-	773	193	222	C-97K (SAO)	
5	899	-	-	899	180	263	5	916	-	-	916	163	274	C-97 TOTAL	
6	1,314	2	-	1,312	219	474	5	1,150	-	-	1,150	230	456	C-118A (PAF)	
1	181	-	-	181	181	53	1	242	9	-	233	242	77	VC-118A (PAF)	
7	1,495	2	-	1,493	214	527	6	1,392	9	-	1,383	232	533	C-118 TOTAL	
-	-	-	-	-	-	-	1	-	-	-	-	-	-	-	
17	3,932	3,630	182	120	231	986	21	4,272	4,061	119	92	293	886	AC-119G (LOO)	
-	-	-	-	-	-	-	-	-	-	-	-	-	-	-	
-	-	-	-	-	-	-	-	-	-	-	-	-	-	-	
15	2,852	2,821	5	26	190	883	15	3,220	3,188	4	28	215	892	AC-119G (PAF)	
-	-	-	-	-	-	-	-	-	-	-	-	-	-	-	
-	-	-	-	-	-	-	-	-	-	-	-	-	-	-	
15	2,852	2,821	5	26	190	883	15	3,220	3,188	4	28	215	892	AC-119K (PAF)	
32	6,784	6,451	187	146	212	1,869	37	7,492	7,249	123	120	202	1,778	C-119 TOTAL	
4	1,312	-	690	622	328	60	3	30	-	29	1	10	6	EC-121D (ADO)	
-	-	-	-	-	-	-	-	-	-	-	-	-	-	-	
-	-	-	-	-	-	-	-	-	-	-	-	-	-	-	
9	4,114	4,053	-	61	457	354	9	3,558	3,438	-	120	395	324	C-121G (PAF)	
-	-	-	-	-	-	-	-	-	-	-	-	-	-	-	
3	783	-	668	115	261	43	6	2,749	-	771	1,978	458	22	EC-121R (PAF)	
-	-	-	-	-	-	-	-	-	-	-	-	-	-	-	
-	-	-	-	-	-	-	-	-	-	-	-	-	-	-	
16	6,209	4,053	1,358	798	388	457	18	6,337	3,438	800	2,099	352	352	EC-121S (ANO)	
4	-	-	-	-	-	-	2	-	-	-	-	-	-	-	
53	14,273	13,613	26	634	269	14,068	41	10,786	10,256	79	451	263	10,146	EC-121T (ADO)	
1	-	-	-	-	-	-	2	-	-	-	-	-	-	-	
13	2,892	2,633	56	203	222	1,525	10	2,399	2,277	28	94	240	1,450	C-121G (PAF)	
71	17,165	16,246	82	837	242	15,593	55	13,185	12,533	107	545	240	11,596	AC-123K (LOO)	
4	777	189	-	588	194	201	4	624	110	4	510	156	168	C-123K (PAF)	
4	777	189	-	588	194	201	4	624	110	4	510	156	168	AC-123K (PAF)	
-	-	-	-	-	-	-	-	-	-	-	-	-	-	-	
15	3,533	396	-	3,137	236	1,305	1	197	13	-	184	197	77	UC-123K (LOO)	
11	4,613	4,526	-	87	419	945	10	3,568	3,564	-	2	357	855	C-124 TOTAL	
1	146	111	-	35	146	40	1	78	78	-	-	78	25	C-130A (LOO)	
-	-	-	-	-	-	-	-	-	-	-	-	-	-	-	
-	-	-	-	-	-	-	-	-	-	-	-	-	-	-	
50	15,658	13,179	7	2,472	313	13,180	43	12,796	10,456	6	2,334	298	9,088	AC-130A (PAF)	
-	-	-	-	-	-	-	-	-	-	-	-	-	-	-	
-	-	-	-	-	-	-	-	-	-	-	-	-	-	-	
2	767	208	133	426	384	135	2	711	314	98	299	356	110	DC-130A (SAO)	
-	-	-	-	-	-	-	-	-	-	-	-	-	-	-	
62	23,966	18,963	-	5,003	387	14,436	79	25,205	15,650	-	9,555	319	13,351	WC-130A (HTD)	

DOWNGRADED TO UNCLASSIFIED AFTER 1 YEAR
 Authority: AFM 86-110
 Paragraph 11c, 1 Aug 88

SECRET

TABLE 12 -- SOUTHEAST ASIA OPERATIONAL DATA BY MISSION,

COMMAND WITHIN MISSION, DESIGN, SERIES	30 SEPTEMBER 1970							31 DECEMBER 1970						
	AVER- AGE AIR- CRAFT ON HAND	FLYING HOURS				UTIL- IZA- TION RATE	SORTIES FLOWN	AVER- AGE AIR- CRAFT ON HAND	FLYING HOURS				UTIL- IZA- TION RATE	SORTIES FLOWN
		Total	Combat	Combat Support	Other				Total	Combat	Combat Support	Other		
DC-130E(SAO)	1	489	376	5	108	489	118	2	449	448	-	3	225	122
HC-130E(MTO)	5	2,267	63	60	2,144	453	258	4	1,714	65	75	1,574	429	276
HC-130H(MTO)	4	769	-	4	765	192	156	4	628	-	-	629	157	135
HC-130N(MTO)	2	370	-	28	342	185	83	2	485	126	33	326	243	104
HC-130P(MTO)	11	3,714	2,838	522	354	338	862	10	3,393	2,464	442	487	339	799
HC-130P(PAF)	-	-	-	-	-	-	-	-	-	-	-	-	-	-
C-130 TOTAL	194	59,276	38,800	1,035	19,441	306	38,574	189	53,539	33,549	931	19,059	283	30,696
KC-135A(SAO)	64	19,858	17,411	-	2,447	310	4,156	49	16,643	14,394	-	2,249	340	3,603
RC-135D(SAO)	-	236	215	-	21	-	16	-	19	19	-	-	-	1
RC-135M(SAO)	6	2,838	2,559	-	279	473	190	7	2,928	2,783	-	145	418	142
KC-135G(SAO)	11	-	-	-	-	-	-	12	-	-	-	-	-	-
C-135 TOTAL	81	22,932	20,185	-	2,747	283	4,362	68	19,590	17,196	-	2,394	288	3,746
C-140A(CSO)	3	823	712	62	49	274	423	3	882	532	240	110	294	396
C-140 TOTAL	3	823	712	62	49	274	423	3	882	532	240	110	294	396
F-4C (LOO)	7	-	-	-	-	-	-	1	-	-	-	-	-	-
F-4C (PAF)	3	251	-	30	221	84	125	4	339	-	11	328	85	122
RF-4C (LOO)	10	-	-	-	-	-	-	5	-	-	-	-	-	-
RF-4C (PAF)	42	9,573	7,596	495	1,482	228	4,567	45	6,210	4,846	39	1,325	138	3,198
F-4D (LOO)	27	-	-	-	-	-	-	14	2	2	-	-	-	1
F-4D (PAF)	145	20,591	18,331	388	1,872	142	12,216	156	21,938	19,905	149	1,884	141	12,976
F-4D (SAO)	-	-	-	-	-	-	-	-	-	-	-	-	-	-
F-4D (TAO)	-	-	-	-	-	-	-	-	-	-	-	-	-	-
F-4E (LOO)	7	-	-	-	-	-	-	3	-	-	-	-	-	-
F-4E (PAF)	60	10,284	9,887	6	391	171	4,852	62	10,918	10,496	7	415	176	5,324
F-4E (TAO)	-	-	-	-	-	-	-	-	-	-	-	-	-	-
F-4 TOTAL	301	40,699	35,814	919	3,966	135	21,700	290	39,407	35,249	206	3,952	136	21,621
F-100D(LOO)	26	-	-	-	-	-	-	12	-	-	-	-	-	-
F-100D(PAF)	139	12,208	11,928	6	274	88	8,350	64	8,434	8,349	-	85	132	3,658
F-100F(LOO)	1	-	-	-	-	-	-	1	-	-	-	-	-	-
F-100F(PAF)	16	1,588	1,564	-	24	99	1,099	9	1,075	1,064	-	11	119	709
F-100 TOTAL	182	13,796	13,492	6	298	76	9,449	86	9,509	9,413	-	96	111	4,367
RF-101C(PAF)	17	2,029	2,010	-	19	119	887	7	751	743	-	8	107	349
F-101 TOTAL	17	2,029	2,010	-	19	119	887	7	751	743	-	8	107	349
F-102A(PAF)	21	1,319	-	-	1,319	63	818	20	1,398	-	-	1,398	70	813
TF-102A(PAF)	2	166	-	-	166	83	247	1	111	-	-	111	111	71
F-102 TOTAL	23	1,485	-	-	1,485	65	1,065	21	1,509	-	-	1,509	72	884
F-105D(LOO)	4	-	-	-	-	-	-	5	-	-	-	-	-	-
F-105D(PAF)	65	6,255	5,303	74	878	96	2,759	24	1,136	143	5	988	47	647
F-105F(LOO)	-	-	-	-	-	-	-	-	-	-	-	-	-	-
F-105F(PAF)	6	238	-	-	238	40	159	4	169	-	-	169	42	86
F-105G(LOO)	-	-	-	-	-	-	-	-	-	-	-	-	-	-
F-105G(PAF)	15	2,322	2,013	33	276	155	958	10	2,983	2,819	15	149	298	1,007
F-105 TOTAL	90	8,815	7,316	107	1,392	98	3,876	43	4,288	2,962	20	1,306	100	1,720

SECRET

DOWNLOADED TO:
UNCLASSIFIED AFTER 1 YEAR
Authority: AFM 88-118
Paragraph 11c, 1 Aug. 88

DESIGN, SERIES INDICATING COMMAND BY QUARTER - FY 1971 (CONTINUED)

AVERAGE AIR-CRAFT ON HAND	31 MARCH 1971						30 JUNE 1971						COMMAND WITHIN MISSION, DESIGN, SERIES		
	FLYING HOURS				UTILIZATION RATE	SORTIES FLOWN	FLYING HOURS				UTILIZATION RATE	SORTIES FLOWN			
Total	Combat	Combat Support	Other	Total			Combat	Combat Support	Other	Total			Combat	Combat Support	Other
1	437	394	-	43	437	116		1	96	66	-	30	96	21	DC-130E(SAO)
3	1,391	185	130	1,076	464	222		5	2,145	222	211	1,712	429	304	WC-130E(MTD)
5	717	-	11	706	143	137		5	731	-	9	722	146	168	NC-130H(MTD)
3	642	204	43	395	214	135		2	350	-	38	312	175	81	HC-130N(MTO)
9	3,226	2,762	100	364	358	623		9	3,337	2,993	91	253	371	679	WC-130P(MTO)
-	-	-	-	-	-	-		-	-	-	-	-	-	-	NC-130P(PAF)
162	55,096	40,928	424	13,744	340	31,276		160	49,212	33,356	453	15,403	308	24,679	C-130 TOTAL
48	17,577	14,667	-	2,910	366	3,743		55	17,964	14,688	-	3,276	327	3,785	KC-135A(SAO)
-	-	-	-	-	-	-		-	-	-	-	-	-	-	RC-135D(SAO)
5	2,993	2,718	-	275	599	178		5	3,092	2,816	-	276	618	189	RC-135H(SAO)
10	1,310	709	-	601	131	281		10	1,280	714	-	566	128	274	KC-135Q(SAO)
63	21,880	18,094	-	3,786	347	4,199		70	22,336	18,218	-	4,118	319	4,248	C-135 TOTAL
4	881	692	55	134	220	321		4	638	207	304	127	160	249	C-140A(GSO)
4	881	692	55	134	220	321		4	638	207	304	127	160	249	C-140 TOTAL
-	-	-	-	-	-	-		-	-	-	-	-	-	-	F-4C (LOO)
9	612	-	15	597	69	338		38	2,447	-	-	2,447	64	1,461	F-4C (PAF)
-	-	-	-	-	-	-		-	-	-	-	-	-	-	RF-4C (LOO)
56	7,064	5,473	8	1,583	126	3,374		59	7,188	5,590	43	1,555	122	3,460	RF-4C (PAF)
6	1	-	-	1	-	1		7	4	1	3	-	1	3	F-4D (LOO)
159	26,841	25,184	5	1,652	169	15,639		176	25,973	23,871	57	2,049	148	14,661	F-4D (PAF)
-	-	-	-	-	-	-		-	-	-	-	-	-	-	F-4D (SAO)
-	-	-	-	-	-	-		-	-	-	-	-	-	-	F-4D (TAO)
4	4	3	-	1	1	2		2	-	-	-	-	-	-	F-4E (LOO)
60	12,990	11,775	20	1,195	217	6,059		69	13,667	13,194	18	455	198	6,327	F-4E (PAF)
-	-	-	-	-	-	-		-	-	-	-	-	-	-	F-4E (TAO)
294	47,512	42,435	48	5,029	162	25,409		352	49,283	42,656	121	6,506	140	25,914	F-4 TOTAL
9	-	-	-	-	-	-		8	-	-	-	-	-	-	F-100D(LOO)
65	9,978	9,840	7	131	154	6,052		56	8,772	8,632	-	140	157	5,023	F-100D(PAF)
2	-	-	-	-	-	-		2	-	-	-	-	-	-	F-100F(LOO)
9	1,070	1,047	-	23	119	726		9	884	870	-	14	98	591	F-100F(PAF)
85	11,048	10,887	7	154	130	6,778		75	9,656	9,502	-	154	129	5,614	F-100 TOTAL
-	-	-	-	-	-	-		-	-	-	-	-	-	-	RF-101C(PAF)
-	-	-	-	-	-	-		-	-	-	-	-	-	-	F-101 TOTAL
17	1,457	-	-	1,457	86	736		-	-	-	-	-	-	-	F-102A(PAF)
1	74	-	-	74	74	43		-	-	-	-	-	-	-	TF-102A(PAF)
18	1,531	-	-	1,531	85	779		-	-	-	-	-	-	-	F-102 TOTAL
5	-	-	-	-	-	-		3	-	-	-	-	-	-	F-105D(LOO)
14	957	-	-	957	68	539		11	858	-	-	858	78	548	F-105D(PAF)
-	-	-	-	-	-	-		-	-	-	-	-	-	-	F-105F(LOO)
2	-	-	-	-	-	-		4	-	-	-	-	-	-	F-105F(PAF)
-	-	-	-	-	-	-		1	-	-	-	-	-	-	F-105G(LOO)
14	2,623	2,514	14	95	187	919		13	3,165	3,061	13	91	243	1,127	F-105G(PAF)
35	3,580	2,514	14	1,052	102	1,458		32	4,023	3,061	13	949	126	1,675	F-105 TOTAL

DECLASSIFIED TO:
UNCLASSIFIED AFTER 1 YEAR
Authority: AFM 88-110
Paragraph 11c, 1 Aug. 88

SECRET

TABLE 12 - SOUTHEAST ASIA OPERATIONAL DATA BY MISSION,

COMMAND WITHIN MISSION, DESIGN, SERIES	30 SEPTEMBER 1970							31 DECEMBER 1970						
	AVERAGE AIR-CRAFT ON HAND	FLYING HOURS				UTILIZATION RATE	SORTIES FLOWN	AVERAGE AIR-CRAFT ON HAND	FLYING HOURS				UTILIZATION RATE	SORTIES FLOWN
		Total	Combat	Combat Support	Other				Total	Combat	Combat Support	Other		
UH-1F (PAF)	1	-	-	-	-	-	-	3	-	-	-	-	-	-
UH-1N (PAF)	-	-	-	-	-	-	-	3	183	164	-	19	81	156
UH-1P (PAF)	12	1,783	1,646	-	137	149	1,756	13	1,670	1,542	-	128	128	1,999
H-1 TOTAL	13	1,783	1,646	-	137	137	1,756	19	1,853	1,706	-	147	98	2,155
CH-3E (LOO)	2	-	-	-	-	-	-	1	-	-	-	-	-	-
CH-3E (PAF)	10	1,270	875	172	223	127	1,033	10	1,249	879	179	191	125	891
CH-3E (SAO)	2	162	180	1	1	91	136	2	300	219	77	4	150	182
HH-3E (LOO)	2	-	-	-	-	-	-	-	-	-	-	-	-	-
HH-3E (HTO)	12	888	304	-	584	74	616	11	946	108	-	838	86	655
HH-3E (PAF)	-	-	-	-	-	-	-	-	-	-	-	-	-	-
H-3 TOTAL	28	2,340	1,359	173	808	84	1,785	24	2,495	1,206	256	1,033	104	1,688
HH-19B (PAF)	2	145	-	-	145	73	443	2	126	-	-	126	63	136
UH-19B (PAF)	4	291	-	-	291	73	416	4	269	-	-	269	67	247
H-19 TOTAL	6	436	-	-	436	73	859	6	395	-	-	395	66	383
HH-43B (HTO)	27	2,302	700	-	1,602	85	2,768	23	1,858	396	-	1,462	81	2,358
HH-43B (PAF)	-	-	-	-	-	-	-	-	-	-	-	-	-	-
HH-43F (HTO)	6	449	423	-	26	75	729	6	499	462	-	37	83	738
H-43 TOTAL	33	2,751	1,123	-	1,628	83	3,497	29	2,357	858	-	1,499	81	3,096
HH-53B (HTO)	3	553	307	151	95	184	284	4	373	209	100	64	93	192
CH-53C (PAF)	-	82	47	2	33	-	47	5	449	284	13	152	90	262
HH-53C (LOO)	-	-	-	-	-	-	-	-	-	-	-	-	-	-
HH-53C (HTO)	13	1,828	1,323	230	275	141	727	16	1,967	1,584	211	172	123	781
H-53 TOTAL	16	2,463	1,677	383	403	154	1,058	25	2,789	2,077	324	388	112	1,215
O-1E (PAF)	24	4,396	4,396	-	-	183	2,786	18	3,600	3,595	-	5	200	2,033
O-1F (LOO)	1	-	-	-	-	-	-	1	-	-	-	-	-	-
O-1F (PAF)	17	2,137	2,134	-	3	126	1,332	17	1,372	1,371	-	1	81	739
O-1G (PAF)	27	4,039	4,038	-	-	150	2,504	19	3,692	3,690	-	2	194	2,015
O-1 TOTAL	69	10,571	10,568	-	3	153	6,622	55	8,664	8,656	-	8	158	4,787
O-2A (LOO)	-	-	-	-	-	-	-	-	-	-	-	-	-	-
O-2A (PAF)	215	41,392	41,122	67	203	193	19,417	182	31,413	31,104	33	276	173	14,195
O-2B (PAF)	23	4,572	4,535	-	37	199	2,680	23	3,816	3,765	-	51	166	2,041
O-2 TOTAL	238	45,964	45,657	67	240	193	22,087	205	35,229	34,869	33	327	172	16,236
T-33A (CSO)	-	-	-	-	-	-	-	-	-	-	-	-	-	-
T-33A (PAF)	9	657	-	-	657	73	336	10	740	-	-	740	74	329
T-33 TOTAL	9	657	-	-	657	73	336	10	740	-	-	740	74	329
T-39A (PAF)	11	3,420	1,751	1	1,668	311	3,211	10	3,132	664	-	2,468	313	3,008
T-39 TOTAL	11	3,420	1,751	1	1,668	311	3,211	10	3,132	664	-	2,468	313	3,008
U-3B (PAF)	1	-	-	-	-	-	-	-	-	-	-	-	-	-
U-3 TOTAL	1	-	-	-	-	-	-	-	-	-	-	-	-	-

SECRET

 DOWNGRADED TO:
 UNCLASSIFIED AFTER 1 YEAR
 Authority: AFM 86-119
 Paragraph 11c, 1 Aug. 88

DESIGN SERIES INDICATING COMMAND BY QUARTER - FY 1971 (CONTINUED)

AVERAGE AIR-CRAFT ON HAND	31 MARCH 1971						30 JUNE 1971						COMMAND WITHIN MISSION DESIGN SERIES	
	FLYING HOURS				UTILIZATION RATE	SORTIES FLOWN	FLYING HOURS				UTILIZATION RATE	SORTIES FLOWN		
	Total	Combat	Combat Support	Other			Total	Combat	Combat Support	Other				
2	-	-	-	-	-	-	22	-	-	-	-	-	-	UH-1F (PAF)
13	1,567	1,517	-	50	121	1,459	22	2,636	2,478	-	158	120	2,753	UH-1N (PAF)
8	802	764	-	38	100	869	1	25	-	-	25	25	19	UH-1P (PAF)
23	2,369	2,281	-	88	103	2,328	23	2,661	2,478	-	183	116	2,772	H-1 TOTAL
-	-	-	-	-	-	-	-	-	-	-	-	-	-	CH-3E (LOO)
11	935	452	218	265	85	728	10	948	477	155	316	95	709	CH-3E (PAF)
2	181	180	-	1	91	143	2	176	173	-	3	88	136	CH-3E (SAO)
-	-	-	-	-	-	-	-	-	-	-	-	-	-	HH-3E (LOO)
8	736	-	-	736	92	620	8	701	-	-	701	88	581	HH-3E (HTO)
1	-	-	-	-	-	-	1	-	-	-	-	-	-	HH-3E (PAF)
22	1,852	632	218	1,002	84	1,491	21	1,825	650	155	1,020	87	1,426	H-3 TOTAL
-	-	-	-	-	-	-	-	-	-	-	-	-	-	HH-19B (PAF)
3	221	-	-	221	74	304	2	113	-	-	113	57	167	UH-19B (PAF)
3	221	-	-	221	74	304	2	113	-	-	113	57	167	H-19 TOTAL
21	1,854	467	-	1,387	88	2,327	21	1,847	420	-	1,427	88	2,207	HH-43B (HTO)
6	541	514	-	27	90	728	6	486	452	-	34	81	681	HH-43B (PAF)
-	-	-	-	-	-	-	-	-	-	-	-	-	-	HH-43F (HTO)
27	2,395	981	-	1,414	89	3,055	27	2,333	872	-	1,461	86	2,888	H-43 TOTAL
3	254	94	56	104	85	116	2	67	-	8	59	34	38	HH-53B (HTO)
8	906	602	17	287	113	375	7	822	406	80	336	117	422	CH-53C (PAF)
-	-	-	-	-	-	-	-	-	-	-	-	-	-	HH-53C (LOO)
16	2,217	1,885	220	112	139	799	19	2,527	1,736	289	502	133	942	HH-53C (HTO)
27	3,377	2,581	293	503	125	1,290	28	3,416	2,142	377	897	122	1,402	H-53 TOTAL
8	865	848	-	17	108	466	2	86	74	-	12	43	72	O-1E (PAF)
1	-	-	-	-	-	-	1	-	-	-	-	-	-	O-1F (LOO)
9	210	209	-	1	23	133	-	-	-	-	-	-	-	O-1F (PAF)
11	4,311	4,291	-	20	392	669	3	516	507	-	9	172	373	O-1G (PAF)
29	5,386	5,348	-	38	186	1,268	6	602	581	-	21	100	445	O-1 TOTAL
-	-	-	-	-	-	-	-	-	-	-	-	-	-	O-2A (LOO)
178	38,788	38,150	84	554	218	15,921	171	36,895	36,298	17	580	216	18,335	O-2A (PAF)
22	4,710	4,642	-	68	214	2,262	23	5,836	5,719	-	117	254	2,474	O-2B (PAF)
200	43,498	42,792	84	622	217	18,183	194	42,731	42,017	17	697	220	18,809	O-2 TOTAL
-	-	-	-	-	-	-	-	270	165	76	29	-	116	T-33A (CSO)
10	791	-	-	791	79	359	11	867	-	-	867	79	451	T-33A (PAF)
10	791	-	-	791	79	359	11	1,137	165	76	896	103	567	T-33 TOTAL
10	2,682	19	-	2,663	268	2,594	11	2,785	23	-	2,762	253	2,597	T-39A (PAF)
10	2,682	19	-	2,663	268	2,594	11	2,785	23	-	2,762	253	2,597	T-39 TOTAL
-	-	-	-	-	-	-	-	-	-	-	-	-	-	U-3B (PAF)
-	-	-	-	-	-	-	-	-	-	-	-	-	-	U-3 TOTAL

SECRET

TABLE 12 - SOUTHEAST ASIA OPERATIONAL DATA BY MISSION.

COMMAND WITHIN MISSION, DESIGN, SERIES	30 SEPTEMBER 1970							31 DECEMBER 1970							
	AVER- AGE AIR- CRAFT ON HAND	FLYING HOURS				UTIL- IZA- TION RATE	SORTIES FLOWN	AVER- AGE AIR- CRAFT ON HAND	FLYING HOURS				UTIL- IZA- TION RATE	SORTIES FLOWN	
		Total	Combat	Combat Support	Other				Total	Combat	Combat Support	Other			
U-10D (LOO)	-	-	-	-	-	-	-	-	-	-	-	-	-	-	-
U-10 TOTAL	-	-	-	-	-	-	-	-	-	-	-	-	-	-	-
U-22 (PAF)	-	-	-	-	-	-	-	-	-	-	-	-	-	-	-
QU-22B (PAF)	5	805	629	8	168	161	294	10	1,757	1,635	3	119	176	465	
U-22 TOTAL	5	805	629	8	168	161	294	10	1,757	1,635	3	119	176	465	
OV-10A (LOO)	1	-	-	-	-	-	-	1	5	5	-	-	5	2	
OV-10A (PAF)	100	26,010	25,660	117	233	260	9,572	92	24,273	23,939	107	227	264	7,701	
V-10 TOTAL	101	26,010	25,660	117	233	258	9,572	93	24,278	23,944	107	227	261	7,703	
GRAND TOTAL	2,003	369,760	318,868	5,533	45,359	185	208,054	1,698	324,821	276,591	3,484	44,746	191	173,942	

NOTE: Average Aircraft on Hand in Tables 11 and 12 vary slightly due to method of rounding.

Source: Data Applications Division, Data Services Center, Comptroller of the Air Force

DOWNGRADED TO
UNCLASSIFIED AFTER 1 YEAR
Authority: AFM 88-110
Paragraph 11c, 1 Aug. 88

SECRET

DESIGN, SERIES INDICATING COMMAND BY QUARTER - FY 1971 (CONTINUED)

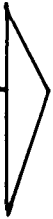
AVERAGE AIR-CRAFT ON HAND	31 MARCH 1971						30 JUNE 1971						COMMAND WITHIN MISSION, DESIGN, SERIES	
	FLYING HOURS				UTILIZATION RATE	SORTIES FLOWN	FLYING HOURS				UTILIZATION RATE	SORTIES FLOWN		
	Total	Combat	Combat Support	Other			Total	Combat	Combat Support	Other				
-	-	-	-	-	-	-	-	-	-	-	-	-	-	U-10D (LOO)
-	-	-	-	-	-	-	-	-	-	-	-	-	-	U-10 TOTAL
5	1,066	1,038	-	28	213	260	-	-	-	-	-	-	-	U-22 (PAF)
10	2,103	1,926	-	177	210	491	17	2,581	2,396	1	184	152	800	QU-22B (PAF)
15	3,169	2,964	-	205	211	751	17	2,581	2,396	1	184	152	800	U-22 TOTAL
-	-	-	-	-	-	-	2	8	8	-	-	4	2	OV-10A (LOO)
92	27,089	26,587	74	428	294	8,415	88	25,034	24,400	40	594	284	8,073	OV-10A (PAF)
92	27,089	26,587	74	428	294	8,415	90	25,042	24,408	40	594	278	8,075	V-10 TOTAL
1,593	347,926	302,166	3,040	42,720	218	180,405	1,578	329,274	280,053	2,761	46,460	209	169,049	GRAND TOTAL

DOWNGRADED TO:
 UNCLASSIFIED AFTER 1 YEAR
 Authority: AFM 88-110
 Paragraph 11c, 1 Aug. 88

SECRET
(This page is Unclassified.)

SECRET
(This page is Unclassified.)

Safety



PART III

UNCLASSIFIED
SAFETY
AIRCRAFT ACCIDENTS

PART III

INTRODUCTION

The contents of this section present statistics of aircraft accidents which occurred in the United States Air Force, the Air National Guard, and the Air Force Reserve, during FY 1971.

All rates are expressed in number of accidents per 100,000 flying hours.

Final changes to aircraft accident statistics extend over a period of several months; data presented herein are as of October 1971. This data is subject to changes during final evaluation.

DEFINITIONS

FATAL ACCIDENT - An accident in which one or more persons sustains fatal injury.

FLIGHT ACCIDENT - A mishap which results in damage to, or destruction of one or more USAF aircraft when intent for flight exists. Intent for flight is considered to exist when the engine is started for the purpose of commencing flight; it continues until the aircraft comes to rest with the engine(s), propeller(s) or rotor(s) stopped and the brakes set or wheel chocks in place.

MAJOR ACCIDENT - A major accident is one in which the aircraft is destroyed or is substantially damaged (See AFR 127-4).

MINOR ACCIDENT - A minor accident is one in which the aircraft receives minor damage as defined in AFR 127-4.

ALL OR TOTAL ACCIDENTS - Total of major and minor accidents.

UNCLASSIFIED

TABLE 13 USAF AIRCRAFT FLIGHT ACCIDENTS, FATALITIES, AND AIRCRAFT DESTROYED, BY COMMAND, WORLD-WIDE - FY 1971

COMMAND	FLYING HRS	ACCIDENTS								AIRCRAFT	
		TOTAL		MAJOR		FATAL		FATALITIES		DESTROYED	
		NR	RATE	NR	RATE	NR	RATE	NR	RATE	NR	RATE
AEROSPACE DEFENSE COMMAND	249,215	11	4.4	10	4.0	2	0.8	4	1.6	8	3.2
AIR FORCE COMMUNICATIONS SERVICE	14,541	-	-	-	-	-	-	-	-	-	-
AIR FORCE LOGISTICS COMMAND	41,250	3	7.3	1	2.4	-	-	-	-	1	2.4
AIR FORCE RESERVE	144,283	3	2.1	1	0.7	-	-	-	-	1	0.7
AIR FORCE SYSTEMS COMMAND	91,628	8	8.7	6	6.5	4	4.4	30	32.7	5	5.5
AIR NATIONAL GUARD	456,518	35	7.7	31	6.8	9	2.0	15	3.3	30	6.6
AIR TRAINING COMMAND	1,258,163	21	1.7	14	1.1	6	0.5	10	0.8	14	1.1
AIR UNIVERSITY	10,549	-	-	-	-	-	-	-	-	-	-
ALASKAN AIR COMMAND	30,061	1	3.3	1	3.3	-	-	-	-	1	3.3
HEADQUARTERS COMMAND, USAF	77,240	1	1.3	-	-	-	-	-	-	-	-
MILITARY AIRLIFT COMMAND	853,057	9	1.1	6	0.7	1	A	2	A	1	A
PACIFIC AIR FORCES	1,253,064	66	5.3	46	3.7	19	1.5	197	15.7	34	2.7
STRATEGIC AIR COMMAND	672,516	11	1.6	7	1.0	5	0.7	22	3.3	5	0.7
TACTICAL AIR COMMAND	785,296	37*	4.5	26*	3.2	10	1.3	21	2.7	22	2.8
U.S. AIR FORCES IN EUROPE	229,297	17	7.4	15	6.5	5	2.2	9	3.9	11	4.8
USAF SECURITY SERVICE	4,793	-	-	-	-	-	-	-	-	-	-
USAF SOUTHERN COMMAND	12,983	1	7.7	1	7.7	1	7.7	2	15.4	1	7.7
TOTAL	6,184,454	224	3.6	165	2.7	62	1.0	312	5.0	134	2.2

(A) RATE LESS THAN .5

* INCLUDES ACCIDENTS WHICH ARE EXCLUDED FROM RATE COMPUTATION.

SOURCE - DIRECTORATE OF AEROSPACE SAFETY, DEPUTY INSPECTOR GENERAL FOR INSPECTION AND SAFETY, USAF

FOR OFFICIAL USE ONLY

TABLE 14 USAF FLIGHT ACCIDENTS, FATALITIES, AND AIRCRAFT DESTROYED, BY MISSION, BY COMMAND, WORLD-WIDE FY 1971

COMMAND AND MISSION	ACCIDENTS			FATALITIES		AIRCRAFT DESTROYED
	TOTAL	MAJOR	FATAL	TOTAL	PILOT	
OPERATIONAL TRAINING	95	76	25	90	32	64
STUDENT TRAINING	20	14	7	12	8	14
COMBAT	44	29	11	136	15	21
COMBAT CREW TRAINING	12	10	7	22	9	9
PROFICIENCY TRAINING	7	4	2	4	3	4
LOW LEVEL MISSION	1	1	1	2	1	1
MAINTAINENCE TEST	7	5	2	4	2	4
DIRECT TEST SUPPORT	5	4	2	26	6	2
AIRCRAFT DELIVERY	5	4	1	1	1	3
PERSONNEL	4	3	1	5	2	3
SPECIAL	1	1	1	5	2	1
ADMINISTRATIVE	3	1	-	-	-	1
LOGISTIC	2	1	-	-	-	-
MATERIAL AND SUPPLIES	4	3	2	5	3	2
SCHEDULED FLIGHTS	2	2	-	-	-	-
COMBAT SUPPORT	7	5	-	-	-	3
INDIRECT TEST SUPPORT	2	1	-	-	-	1
CARGO	1	1	-	-	-	-
NON SCHEDULED LOGISTICS	1	-	-	-	-	-
OTHER	0	-	-	-	-	1
UNDETERMINED	1	-	-	-	-	-
TOTAL	224	165	62	312	84	134

FOR OFFICIAL USE ONLY

TABLE 14 USAF FLIGHT ACCIDENTS, FATALITIES, AND AIRCRAFT DESTROYED, BY MISSION, BY COMMAND, WORLD-WIDE FY 1971

COMMAND AND MISSION	ACCIDENTS			FATALITIES		AIRCRAFT DESTROYED
	TOTAL	MAJOR	FATAL	TOTAL	PILOT	
OPERATIONAL TRAINING	4	4	1	2	1	4
PROFICIENCY TRAINING	1	1	-	-	-	1
MAINTAINENCE TEST	2	2	1	2	1	1
DIRECT TEST SUPPORT	1	1	-	-	-	-
PERSONNEL	2	1	-	-	-	1
ADMINISTRATIVE	1	1	-	-	-	1
AEROSPACE DEFENSE COMMAND	11	10	2	4	2	8
OPERATIONAL TRAINING	1	-	-	-	-	-
AIRCRAFT DELIVERY	1	1	-	-	-	1
ADMINISTRATIVE	1	-	-	-	-	-
AIR FORCE LOGISTICS COMMAND	3	1	-	-	-	1
OPERATIONAL TRAINING	3	1	-	-	-	1
AIR FORCE RESERVE	3	1	-	-	-	1
OPERATIONAL TRAINING	2	2	2	4	3	2
DIRECT TEST SUPPORT	4	3	2	26	6	2
INDIRECT TEST SUPPORT	2	1	-	-	-	1
AIR FORCE SYSTEMS COMMAND	8	6	4	30	9	5
OPERATIONAL TRAINING	31	28	8	14	9	27
PROFICIENCY TRAINING	2	1	-	-	-	1
AIRCRAFT DELIVERY	2	2	1	1	1	2
AIR NATIONAL GUARD	35	31	9	15	10	30
OPERATIONAL TRAINING	1	1	-	-	-	1
STUDENT TRAINING	19	13	6	10	6	13
MAINTAINENCE TEST	1	-	-	-	-	-
AIR TRAINING COMMAND	21	14	6	10	6	14
OPERATIONAL TRAINING	1	1	-	-	-	1
ALASKAN AIR COMMAND	1	1	-	-	-	1
ADMINISTRATIVE	1	-	-	-	-	-
HEADQUARTERS COMMAND, USAF	1	-	-	-	-	-

FOR OFFICIAL USE ONLY

TABLE 14 USAF FLIGHT ACCIDENTS, FATALITIES, AND AIRCRAFT DESTROYED, BY MISSION, BY COMMAND, WORLD-WIDE FY 1971

COMMAND AND MISSION	ACCIDENTS			FATALITIES		AIRCRAFT DESTROYED
	TOTAL	MAJOR	FATAL	TOTAL	PILOT	
OPERATIONAL TRAINING	3	2	-	-	-	-
MAINTAINENCE TEST	1	1	1	2	1	1
LOGISTIC	2	1	-	-	-	-
MATERIAL AND SUPPLIES	1	-	-	-	-	-
SCHEDULED FLIGHTS	1	1	-	-	-	-
CARGO	1	1	-	-	-	-
MILITARY AIRLIFT COMMAND	9	6	1	2	1	1
OPERATIONAL TRAINING	10	7	4	49	6	6
COMBAT	43	29	11	136	15	21
PROFICIENCY TRAINING	1	1	1	2	2	1
MAINTAINENCE TEST	1	-	-	-	-	-
PERSONNEL	0	-	-	-	-	-
SPECIAL	1	1	1	5	2	1
MATERIAL AND SUPPLIES	3	3	2	5	3	2
COMBAT SUPPORT	7	5	-	-	-	3
PACIFIC AIR FORCES	66	46	19	197	28	34
OPERATIONAL TRAINING	5	3	2	6	4	2
COMBAT	1	-	-	-	-	-
COMBAT CREW TRAINING	3	2	2	11	3	2
PERSONNEL	1	1	1	5	2	1
SCHEDULED FLIGHTS	1	1	-	-	-	-
STRATEGIC AIR COMMAND	11	7	5	22	9	5
OPERATIONAL TRAINING	18	13	3	6	4	10
STUDENT TRAINING	1	1	1	2	2	1
COMBAT CREW TRAINING	9	8	5	11	6	7
PROFICIENCY TRAINING	2	-	-	-	-	-
LOW LEVEL MISSION	1	1	1	2	1	1
MAINTAINENCE TEST	1	1	-	-	-	1
AIRCRAFT DELIVERY	2	1	-	-	-	-
PERSONNEL	1	1	-	-	-	1
NON SCHEDULED LOGISTICS	1	-	-	-	-	-
OTHER	0	-	-	-	-	1
UNDETERMINED	1	-	-	-	-	-
TACTICAL AIR COMMAND	37	26	10	21	13	22

FOR OFFICIAL USE ONLY

TABLE 14 USAF FLIGHT ACCIDENTS, FATALITIES, AND AIRCRAFT DESTROYED, BY MISSION, BY COMMAND, WORLD-WIDE FY 1971

COMMAND AND MISSION	ACCIDENTS			FATALITIES		AIRCRAFT DESTROYED
	TOTAL	MAJOR	FATAL	TOTAL	PILOT	
OPERATIONAL TRAINING	15	13	4	7	4	9
PROFICIENCY TRAINING	1	1	1	2	1	1
MAINTAINENCE TEST	1	1	-	-	-	1
U.S. AIR FORCES IN EUROPE	17	15	5	9	5	11
OPERATIONAL TRAINING	1	1	1	2	1	1
USAF SOUTHERN COMMAND	1	1	1	2	1	1
TOTAL	224	165	62	312	84	134

SOURCE - DIRECTORATE OF AEROSPACE SAFETY, DEPUTY INSPECTOR GENERAL FOR INSPECTION AND SAFETY, USAF

FOR OFFICIAL USE ONLY

TABLE 15 USAF AIRCRAFT FLIGHT ACCIDENTS, FATALITIES, AND AIRCRAFT DESTROYED, BY MISSION AND DESIGN AIRCRAFT, WORLD-WIDE - FY 1971

MISSION AND DESIGN	FLYING HRS	ACCIDENTS						FATALITIES		AIRCRAFT DESTROYED	
		TOTAL		MAJOR		FATAL		NR	RATE	NR	RATE
		NR	RATE	NR	RATE	NR	RATE				
A001	29,753	7	23.5	3	10.1	1	3.4	1	3.4	3	10.1
A007	22,983	4	17.4	2	8.7	2	8.7	2	8.7	2	8.7
A026/B026	406	-	-	-	-	-	-	-	-	-	-
A037	53,066	3	5.7	2	3.8	1	1.9	1	1.9	2	3.8
ATTACK - TOTAL	106,208	14	13.2	7	6.6	4	3.8	4	3.8	7	6.6
B045	12	-	-	-	-	-	-	-	-	-	-
B047	22	-	-	-	-	-	-	-	-	-	-
B052	213,185	4	1.9	1	0.5	1	0.5	9	4.2	1	0.5
B057	47,124	6	12.7	4	8.5	3	6.4	6	12.7	3	6.4
B066	25,192	4	15.9	3	11.9	-	-	-	-	2	7.9
B111	12,534	1	8.0	1	8.0	1	8.0	2	16.0	1	8.0
BOMBER - TOTAL	298,069	15	5.0	9	3.0	5	1.7	17	5.7	7	2.3
C005	20,202	-	-	-	-	-	-	-	-	-	-
C006	641	-	-	-	-	-	-	-	-	-	-
C007	112,377	3	2.7	3	2.7	-	-	-	-	1	0.9
C009	20,479	-	-	-	-	-	-	-	-	-	-
C047/C117	148,868	4	2.7	3	2.0	3	2.0	9	6.0	3	2.0
C054	44,730	1	2.2	1	2.2	-	-	-	-	1	2.2
C097	61,976	-	-	-	-	-	-	-	-	-	-
C118	66,400	-	-	-	-	-	-	-	-	-	-
C119	59,681	-	-	-	-	-	-	-	-	-	-
C121	79,094	-	-	-	-	-	-	-	-	-	-
C123	94,662	8	8.5	7	7.4	4	4.2	129	136.3	5	5.3
C124	125,583	2	1.6	1	0.8	1	0.8	7	5.6	1	0.8
C130	490,272	9	1.8	3	0.6	2	A	49	10.0	2	A
C131/T029	259,587	3	1.2	1	A	-	-	-	-	1	A
C133	44,519	-	-	-	-	-	-	-	-	-	-
C135	369,931	3	0.8	2	0.5	2	0.5	29	7.8	2	0.5
C137	2,308	-	-	-	-	-	-	-	-	-	-
C140	11,851	-	-	-	-	-	-	-	-	-	-
C141	549,842	3	0.5	2	A	-	-	-	-	-	-
T039	131,120	2	1.5	-	-	-	-	-	-	-	-
CARGO - TOTAL	2,694,123	38	1.4	23	0.9	12	A	223	8.3	16	0.6
F004	584,095	42	7.2	34	5.8	12	2.1	22	3.8	24	4.1

FOR OFFICIAL USE ONLY

TABLE 15 USAF AIRCRAFT FLIGHT ACCIDENTS, FATALITIES, AND AIRCRAFT DESTROYED, BY MISSION AND DESIGN AIRCRAFT, WORLD-WIDE - FY 1971

MISSION AND DESIGN	FLYING HRS	ACCIDENTS						AIRCRAFT			
		TOTAL		MAJOR		FATAL		FATALITIES		DESTROYED	
		NR	RATE	NR	RATE	NR	RATE	NR	RATE	NR	RATE
F005	4,210	-	-	-	-	-	-	-	-	-	-
F084	62,039	9	14.5	8	12.9	2	3.2	2	3.2	8	12.9
F086	1,987	-	-	-	-	-	-	-	-	-	-
F100	163,014	20	12.3	15	9.2	4	2.5	4	2.5	15	9.2
F101	52,108	4	7.7	4	7.7	1	1.9	1	1.9	3	5.8
F102	87,960	5	5.7	5	5.7	1	1.1	1	1.1	6	6.8
F104	25,620	1	3.9	1	3.9	-	-	-	-	1	3.9
F105	57,417	9	15.7	8	13.9	1	1.7	1	1.7	5	8.7
F106	64,179	5	7.8	5	7.8	-	-	-	-	3	4.7
F111	32,762	3	9.2	1	3.1	1	3.1	2	6.1	1	3.1
FIGHTER - TOTAL	1,135,391	98	8.6	81	7.1	22	1.9	33	2.9	66	5.8
T028	53,319	3	5.6	1	1.9	-	-	-	-	1	1.9
T033	194,743	5	2.6	4	2.1	1	0.5	2	1.0	4	2.1
T037	478,234	1	A	-	-	-	-	-	-	-	-
T038	598,602	18	3.0	16	2.7	8	1.3	13	2.2	15	2.5
T041	19,528	2	10.2	-	-	-	-	-	-	-	-
TRAINER - TOTAL	1,344,426	29	2.2	21	1.6	9	0.7	15	1.1	20	1.5
O001	27,924	1	3.6	1	3.6	-	-	-	-	1	3.6
O002	223,856	6	2.7	5	2.2	2	0.9	3	1.3	4	1.8
U001	727	-	-	-	-	-	-	-	-	-	-
U003	32,933	1	3.0	-	-	-	-	-	-	-	-
U004	1,032	-	-	-	-	-	-	-	-	-	-
U006	3,032	-	-	-	-	-	-	-	-	-	-
U010	12,015	4	33.3	3	25.0	2	16.6	5	41.6	3	25.0
U016	10,650	1	9.4	1	9.4	-	-	-	-	1	9.4
U022	10,277	2	19.5	2	19.5	1	9.7	1	9.7	2	19.5
V010	113,890	4	3.5	3	2.6	3	2.6	4	3.5	3	2.6
UTILITY - TOTAL	436,336	19	4.4	15	3.4	8	1.8	13	3.0	14	3.2
H001	69,695	4	5.7	4	5.7	-	-	-	-	2	2.9
H003	34,435	3	8.7	2	5.8	1	2.9	5	14.5	1	2.9
H019	3,380	-	-	-	-	-	-	-	-	-	-
H021	2,994	-	-	-	-	-	-	-	-	-	-
H034	22	-	-	-	-	-	-	-	-	-	-
H043	40,997	4	9.8	3	7.3	1	2.4	2	4.9	1	2.4

FOR OFFICIAL USE ONLY

TABLE 15 USAF AIRCRAFT FLIGHT ACCIDENTS, FATALITIES, AND AIRCRAFT DESTROYED, BY MISSION AND DESIGN AIRCRAFT, WORLD-WIDE - FY 1971

MISSION AND DESIGN	FLYING HRS	ACCIDENTS						FATALITIES		AIRCRAFT DESTROYED	
		TOTAL		MAJOR		FATAL		NR	RATE	NR	RATE
		NR	RATE	NR	RATE	NR	RATE				
H053	18,378	-	-	-	-	-	-	-	-	-	-
HELICOPTER - TOTAL	169,901	11	6.5	9	5.3	2	1.2	7	4.1	4	2.4
TOTAL	6,184,454	224	3.6	165	2.7	62	1.0	312	5.0	134	2.2

(A) RATE LESS THAN .5

SOURCE - DIRECTORATE OF AEROSPACE SAFETY, DEPUTY INSPECTOR GENERAL FOR INSPECTION AND SAFETY, USAF

FOR OFFICIAL USE ONLY

TABLE 16 MAJOR AIRCRAFT FLIGHT ACCIDENTS, BY MISSION AND DESIGN AIRCRAFT, BY CAUSE FACTOR, WORLD-WIDE - FY 1971

MISSION AND DESIGN	MAJOR ACCIDENT TOTAL	CAUSE FACTORS (A)											
		PILOT ERROR		SUPERVISOR PERSONNEL		MAINTENANCE PERSONNEL		MATERIAL FAILURE		OTHER (B)		UNDE-TERMINED	
		PRIMARY	ALL	PRIMARY	ALL	PRIMARY	ALL	PRIMARY	ALL	PRIMARY	ALL	PRIMARY	ALL
A001	3	1	1	-	-	-	-	2	4	-	-	-	-
A007	2	2	3	-	4	-	-	-	-	-	-	-	-
A037	2	1	4	-	1	-	-	1	2	-	-	-	-
ATTACK - TOTAL	7	4	8	-	5	-	-	3	6	-	-	-	-
B052	1	-	-	-	-	-	-	-	-	-	-	1	1
B057	4	-	-	-	-	1	2	1	3	-	2	2	2
B066	3	1	1	-	1	-	-	2	4	-	4	-	-
B111	1	1	1	-	-	-	-	-	1	-	1	-	-
BOMBER - TOTAL	9	2	2	-	1	1	2	3	8	-	7	3	3
C007	3	3	6	-	1	-	1	-	-	-	3	-	-
C047/C117	3	1	4	2	3	-	1	-	1	-	-	-	-
C054	1	-	-	-	1	-	-	-	-	1	1	-	-
C123	7	3	6	-	3	-	1	2	4	1	3	1	1
C124	1	1	2	-	1	-	-	-	-	-	1	-	-
C130	3	2	4	1	1	-	-	-	-	-	5	-	-
C131/T029	1	-	-	-	-	1	2	-	-	-	-	-	-
C135	2	-	-	-	-	-	-	1	2	-	-	1	1
C141	2	-	-	-	-	-	-	2	2	-	3	-	-
CARGO - TOTAL	23	10	22	3	10	1	5	5	9	2	16	2	2
F004	34	12	22	2	7	2	7	14	25	1	18	3	3
F084	8	5	6	-	2	1	1	-	4	1	6	1	1
F100	15	5	7	-	1	1	1	8	12	-	1	1	1
F101	4	1	6	-	-	-	1	3	3	-	4	-	-
F102	5	1	3	-	1	1	2	2	3	1	3	-	-
F104	1	-	-	-	-	-	-	-	-	1	1	-	-
F105	8	2	5	-	-	1	1	5	8	-	3	-	-
F106	5	1	1	-	1	-	1	3	3	1	2	-	-
F111	1	-	1	-	-	-	-	1	2	-	2	-	-
FIGHTER - TOTAL	81	27	51	2	12	6	14	36	60	5	40	5	5
T028	1	-	-	-	-	-	-	1	3	-	2	-	-
T033	4	1	3	1	1	-	1	1	3	1	2	-	-
T038	16	5	14	1	3	4	8	2	9	3	8	1	1
TRAINER - TOTAL	21	6	17	2	4	4	9	4	15	4	12	1	1
O001	1	-	1	-	-	-	-	-	-	1	1	-	-
O002	5	4	5	-	5	-	2	1	2	-	1	-	-
U010	3	1	2	-	-	-	-	1	1	-	2	1	1

FOR OFFICIAL USE ONLY

TABLE 16 MAJOR AIRCRAFT FLIGHT ACCIDENTS, BY MISSION AND DESIGN AIRCRAFT, BY CAUSE FACTOR, WORLD-WIDE - FY 1971

MISSION AND DESIGN	MAJOR ACCIDENT TOTAL	CAUSE FACTORS (A)											
		PILOT ERROR		SUPERVISOR PERSONNEL		MAINTENANCE PERSONNEL		MATERIAL FAILURE		OTHER (B)		UNDE-TERMINED	
		PRIMARY	ALL	PRIMARY	ALL	PRIMARY	ALL	PRIMARY	ALL	PRIMARY	ALL	PRIMARY	ALL
U016	1	-	-	-	-	-	-	1	1	-	-	-	-
U022	2	-	-	-	-	-	2	2	-	-	-	-	
VO10	3	2	4	-	1	-	1	1	3	-	1	-	
UTILITY - TOTAL	15	7	12	-	6	-	5	6	9	1	5	1	
H001	4	2	3	-	3	1	1	-	1	1	2	-	
H003	2	2	2	-	-	-	-	-	-	-	1	-	
H043	3	2	6	-	-	1	4	-	2	-	-	-	
HELICOPTER - TOTAL	9	6	11	-	3	2	5	-	3	1	3	-	
TOTAL	165	62	123	7	41	14	40	57	110	13	83	12	

(A) THERE IS ONLY ONE PRIMARY CAUSE FACTOR PER ACCIDENT. SINCE MANY ACCIDENTS HAVE MULTIPLE CAUSES THE TOTAL OF ALL CAUSES MAY EXCEED THE TOTAL OF MAJOR ACCIDENTS.

(B) INCLUDES OTHER CREW MEMBER ERRORS, OTHER PERSONNEL, MISCELLANEOUS UNSAFE CONDITIONS, WEATHER, AND AIRBASE AND AIRWAYS.

SOURCE - DIRECTORATE OF AEROSPACE SAFETY, DEPUTY INSPECTOR GENERAL FOR INSPECTION AND SAFETY, USAF

FOR OFFICIAL USE ONLY

TABLE 17 MAJOR AIRCRAFT FLIGHT ACCIDENTS, BY MISSION AND DESIGN AIRCRAFT, BY PHASE OF OPERATION, WORLD-WIDE - FY 1971

MISSION AND DESIGN	MAJOR ACCIDENTS	PHASE OF OPERATION					
		ENGINES RUNNING NOT TAXI	TAXIING	TAKE-OFF	IN FLIGHT	LANDING	GO AROUND
A001	3	-	-	2	1	-	-
A007	2	-	-	-	1	-	1
A037	2	-	-	-	-	2	-
ATTACK - TOTAL	7	-	-	2	2	2	1
B052	1	-	-	-	1	-	-
B057	4	-	-	-	3	1	-
B066	3	-	-	-	1	2	-
B111	1	-	-	1	-	1	-
BOMBER - TOTAL	9	-	-	-	5	4	-
C007	3	-	1	-	-	1	1
C047/C117	3	-	-	-	1	2	-
C054	1	-	-	1	-	-	-
C123	7	-	-	-	1	6	-
C124	1	-	-	-	1	-	-
C130	3	-	1	-	2	-	-
C131/T029	1	-	-	1	1	-	-
C135	2	-	-	-	1	1	-
C141	2	1	-	-	1	-	-
CARGO - TOTAL	23	1	2	1	8	10	1
F004	34	2	-	4	17	11	-
F084	8	-	-	1	2	5	-
F100	15	1	-	4	6	4	-
F101	4	-	-	-	2	2	-
F102	5	-	-	-	4	1	-
F104	1	-	-	-	1	-	-
F105	8	-	-	1	3	4	-
F106	5	-	-	-	4	1	-
F111	1	-	-	-	1	-	-
FIGHTER - TOTAL	81	3	-	10	40	28	-
T028	1	-	-	1	-	-	-
T033	4	-	-	-	3	1	-
T038	16	-	-	5	4	4	3
TRAINER - TOTAL	21	-	-	6	7	5	3
O001	1	-	-	1	-	-	-
O002	5	-	-	-	4	1	-
U010	3	-	-	-	3	-	-
U016	1	-	-	1	-	-	-

FOR OFFICIAL USE ONLY

TABLE 17 MAJOR AIRCRAFT FLIGHT ACCIDENTS, BY MISSION AND DESIGN AIRCRAFT, BY PHASE OF OPERATION, WORLD-WIDE - FY 1971

MISSION AND DESIGN	MAJOR ACCIDENTS	PHASE OF OPERATION					
		ENGINES RUNNING NOT TAXI	TAXIING	TAKE-OFF	IN FLIGHT	LANDING	GO AROUND
U022	2	-	-	-	1	1	-
V010	3	-	-	1	1	-	1
UTILITY - TOTAL	15	-	-	3	9	2	1
H001	4	-	-	-	1	3	-
H003	2	-	-	1	1	-	-
H043	3	-	-	-	3	-	-
HELICOPTER - TOTAL	9	-	-	1	5	3	-
TOTAL	165	4	2	23	76	54	6

SOURCE - DIRECTORATE OF AEROSPACE SAFETY, DEPUTY INSPECTOR GENERAL FOR INSPECTION AND SAFETY, USAF

FOR OFFICIAL USE ONLY

TABLE 18 - PERSONNEL FATALITIES AND INJURIES IN AIRCRAFT FLIGHT ACCIDENTS, BY MISSION AND DESIGN AIRCRAFT, WORLD-WIDE - FY 1971

MISSION AND DESIGN	ALL PERSONNEL INJURIES				USAF RATED PERSONNEL INJURIES			
	TOTAL	FATAL	MAJOR	MINOR	TOTAL	FATAL	MAJOR	MINOR
A001	2	1	1	-	2	1	1	-
A007	2	2	-	-	2	2	-	-
A037	1	1	-	-	1	1	-	-
ATTACK - TOTAL	5	4	1	-	5	4	1	-
B052	9	9	-	-	8	8	-	-
B057	6	6	-	-	5	5	-	-
B066	10	-	7	3	10	-	7	3
B111	2	2	-	-	2	2	-	-
BOMBER - TOTAL	27	17	7	3	25	15	7	3
C047/C117	12	9	2	1	9	6	2	1
C123	134	129	5	-	13	11	2	-
C124	7	7	-	-	3	3	-	-
C130	50	49	1	-	6	6	-	-
C135	29	29	-	-	11	11	-	-
CARGO - TOTAL	232	223	8	1	42	37	4	1
F004	31	22	6	3	29	20	6	3
F084	5	2	3	-	5	2	3	-
F100	5	4	1	-	5	4	1	-
F101	1	1	-	-	1	1	-	-
F102	1	1	-	-	1	1	-	-
F105	3	1	1	1	2	1	-	1
F106	2	-	-	2	2	-	-	2
F111	2	2	-	-	2	2	-	-
FIGHTER - TOTAL	50	33	11	6	47	31	10	6
T028	1	-	1	-	1	-	1	-
T033	3	2	1	-	2	1	1	-
T038	21	13	6	2	10	8	2	-
T041	1	-	1	-	-	-	-	-
TRAINER - TOTAL	26	15	9	2	13	9	4	-
O002	3	3	-	-	2	2	-	-
U010	9	5	3	1	4	3	1	-
U016	1	-	-	1	1	-	-	1
U022	1	1	-	-	1	1	-	-
V010	5	4	1	-	5	4	1	-
UTILITY - TOTAL	19	13	4	2	13	10	2	1
H001	1	-	1	-	1	-	1	-
H003	18	5	11	2	4	1	2	1
H043	4	2	2	-	2	1	1	-
HELICOPTER - TOTAL	23	7	14	2	7	2	4	1
TOTAL	382	312	54	16	152	108	32	12

FOR OFFICIAL USE ONLY

SOURCE - DIRECTORATE OF AEROSPACE SAFETY, DEPUTY INSPECTOR GENERAL FOR INSPECTION AND SAFETY, USAF

TABLE 19 - SOUTHEAST ASIA AIRCRAFT FLIGHT ACCIDENTS - FY 1971 AND FY 1970

MISSION AND DESIGN	MAJOR ACCIDENTS		MINOR ACCIDENTS		ALL ACCIDENTS		FATAL ACCIDENTS		ALL FATALITIES		PILOT FATALITIES		AIRCRAFT DESTROYED	
	1971	1970	1971	1970	1971	1970	1971	1970	1971	1970	1971	1970	1971	1970
A001	2	8	3	-	5	8	1	4	1	4	1	4	2	8
A026/B026	-	-	-	1	-	1	-	-	-	-	-	-	-	-
A037	-	1	1	1	1	2	-	-	-	-	-	-	-	1
ATTACK - TOTAL	2	9	4	2	6	11	1	4	1	4	1	4	2	9
B052	-	1	-	-	-	1	-	-	-	-	-	-	-	1
B057	1	-	-	-	1	-	-	-	-	-	-	-	-	-
B066	2	-	1	-	3	-	-	-	-	-	-	-	2	-
BOMBER - TOTAL	3	1	1	-	4	1	-	-	-	-	-	-	2	1
C007	3	2	-	2	3	4	-	1	-	1	-	1	1	1
C047/C117	1	3	1	1	2	4	1	1	2	6	1	2	1	2
C119	-	5	-	-	-	5	-	3	-	14	-	4	-	4
C121	-	1	-	-	-	1	-	1	-	8	-	-	-	1
C123	7	3	1	1	8	4	4	2	129	9	9	2	5	3
C130	-	1	4	5	4	6	-	1	-	2	-	-	-	1
C135	-	1	-	-	-	1	-	-	-	-	-	-	-	-
TC39	-	-	-	1	-	1	-	-	-	-	-	-	-	-
CARGO - TOTAL	11	16	6	10	17	26	5	9	131	40	10	9	7	12
F004	7	11	3	6	10	17	2	5	3	84	2	4	3	7
F100	3	14	3	4	6	18	1	4	1	6	1	3	3	13
F105	3	5	1	-	4	5	-	1	-	1	-	1	1	6
FIGHTER - TOTAL	13	30	7	10	20	40	3	10	4	91	3	8	7	26
O001	1	2	-	1	1	3	-	-	-	-	-	-	1	2
O002	3	7	-	-	3	7	-	3	-	12	-	5	2	7
U010	-	1	-	-	-	1	-	-	-	-	-	-	-	-
U022	2	1	-	-	2	1	1	1	1	1	1	-	2	1
V010	3	5	1	2	4	7	3	1	4	1	4	-	3	4
UTILITY - TOTAL	9	16	1	3	10	19	4	5	5	14	5	5	8	14
H001	-	5	-	-	-	5	-	-	-	-	-	-	-	3
H003	1	-	-	2	1	2	1	-	5	-	1	-	1	-
H043	-	4	-	-	-	4	-	1	-	2	-	1	-	3
HELICOPTER - TOTAL	1	9	-	2	1	11	1	1	5	2	1	1	1	6
TOTAL	39	81	19	27	58	108	14	29	146	151	20	27	27	68

SOURCE - DIRECTORATE OF AEROSPACE SAFETY, DEPUTY INSPECTOR GENERAL FOR INSPECTION AND SAFETY, USAF

FOR OFFICIAL USE ONLY

88

UNCLASSIFIED
SAFETY (CONTINUED)
GROUND ACCIDENTS

INTRODUCTION

The contents of this section are United States Air Force ground accident statistics. Accidents of the inactive Air Force Reserve and the Air National Guard are not included.

DEFINITIONS

ACCIDENT, GROUND - Any accident, which occurs on or off an Air Force installation, base, or site, which involves Air Force military personnel, Air Force civilian personnel on duty, or Air Force property. (See AFR 127-4)

ACCIDENT, PRIVATE MOTOR VEHICLE - A motor vehicle accident involving only non-Air Force motor vehicles, or, if both Air Force and non-Air Force vehicles were involved, the Air Force motor vehicle was not being operated at the time of the accident. Disabling injury to a USAF person is a requisite of this classification. (See AFR 127-4)

ACCIDENT, USAF (GOVERNMENT) MOTOR VEHICLES - An accident involving the operation of an Air Force motor vehicle which results in injury to USAF or non-USAF persons or damage to vehicles or property without regard to ownership. (See AFR 127-4)

INJURY, DISABLING - An injury which results in death, permanent total, permanent partial, or temporary total condition which, in the opinion of a medical authority, makes it impossible for the injured to return to duty at any time during the calendar day following the day of injury.

INJURY, NON-DISABLING - A non-disabling injury is an injury which, although requiring medical attention, would not keep the injured person from performing his assigned duties during the next calendar day or any subsequent day. This injury is generally known as a first-aid case.

RATES - All rates are expressed in number of injuries or accidents per 1,000,000 units of exposure. Units of exposure are mandays for military personnel, manhours for civilian personnel and miles for government motor vehicles.

UNCLASSIFIED

UNCLASSIFIED

MILITARY PERSONNEL DISABLING AND NON-DISABLING INJURY EXPERIENCE BY COMMAND, WORLD-WIDE - FY 1971

TABLE 20

LOCATION	-- DISABLING INJURIES --			MAN-DAYS LOST	MAN-DAYS OF EXPOSURE	DISABL INJURY RATE	NON- DISABLING INJURIES
	TOTAL	FATAL	NON FATAL				
AERONAUTICAL CHART AND INFORMATION CENTER	3	-	3	81	111,702	26.9	3
AEROSPACE DEFENSE COMMAND	386	33	353	5,861	15,993,952	24.1	3,990
AIR FORCE ACCOUNTING AND FINANCE CENTER	2	-	2	35	153,114	13.1	5
AIR FORCE COMMUNICATIONS SERVICE	357	28	329	5,155	18,334,426	19.5	2,739
AIR FORCE DATA SYSTEMS DESIGN CENTER	5	-	5	201	171,854	29.1	26
AIR FORCE LOGISTICS COMMAND	68	5	63	1,060	3,642,485	18.7	1,430
AIR FORCE RESERVE	14	-	14	48	298,824	46.9	65
AIR FORCE SYSTEMS COMMAND	190	17	173	3,300	9,982,645	19.0	2,080
AIR RESERVE PERSONNEL CENTER	-	-	-	-	51,016	-	8
AIR TRAINING COMMAND	438	45	393	6,398	37,403,834	11.7	8,705
AIR UNIVERSITY	35	1	34	179	3,142,190	11.1	507
ALASKAN AIR COMMAND	57	4	53	721	3,097,382	18.4	1,011
HEADQUARTER COMMAND, USAF	135	10	125	4,338	11,586,173	11.7	1,192
MILITARY AIRLIFT COMMAND	644	62	582	8,823	26,172,762	24.6	8,675
OFFICE OF AEROSPACE RESEARCH	-	-	-	-	-	-	-
PACIFIC AIR FORCES	676	54	622	12,848	35,577,274	19.0	9,986
STRATEGIC AIR COMMAND	897	87	810	14,523	50,474,100	17.8	16,777
TACTICAL AIR COMMAND	594	83	511	8,521	34,288,504	17.3	9,817
USAF ACADEMY (A)	126	4	122	866	2,406,891	52.3	3,877
US AIR FORCES IN EUROPE	446	47	399	5,713	16,515,787	27.0	4,786
US AIR FORCES SOUTHERN COMMAND	18	1	17	214	853,154	21.1	258
USAF SECURITY SERVICE	96	13	83	1,297	8,179,393	11.7	1,517
USAF WORLD WIDE TOTAL	5,187	494	4,693	80,182	278,437,462(B)	18.6	77,454

(A) INCLUDES CADETS

(B) INCLUDES EXPOSURE FOR HEADQUARTERS US AIR FORCE

SOURCE- DIRECTORATE OF AEROSPACE SAFETY, DEPUTY INSPECTOR GENERAL FOR INSPECTION AND SAFETY, USAF.

UNCLASSIFIED

UNCLASSIFIED

TABLE 21

ON-DUTY MILITARY PERSONNEL
DISABLING INJURY EXPERIENCE BY COMMAND,
WORLD-WIDE - FY 1971

LOCATION	- - DISABLING INJURIES - -			MAN-DAYS LOST	MAN-DAYS OF EXPOSURE	DISABL INJURY RATE
	TOTAL	FATAL	NON FATAL			
AERONAUTICAL CHART AND INFORMATION CENTER	2	-	2	6	37,234	53.7
AEROSPACE DEFENSE COMMAND	55	3	52	406	5,331,317	10.3
AIR FORCE ACCOUNTING AND FINANCE CENTER	-	-	-	-	51,038	-
AIR FORCE COMMUNICATIONS SERVICE	43	-	43	759	6,111,475	7.0
AIR FORCE DATA SYSTEMS DESIGN CENTER	-	-	-	-	57,285	-
AIR FORCE LOGISTICS COMMAND	8	-	8	137	1,214,162	6.6
AIR FORCE RESERVE	5	-	5	20	99,608	50.2
AIR FORCE SYSTEMS COMMAND	21	1	20	302	3,327,548	6.3
AIR RESERVE PERSONNEL CENTER	-	-	-	-	17,005	-
AIR TRAINING COMMAND	71	2	69	674	12,467,945	5.7
AIR UNIVERSITY	7	-	7	16	1,047,397	6.7
ALASKAN AIR COMMAND	11	-	11	220	1,032,461	10.7
HEADQUARTER COMMAND, USAF	17	2	15	323	3,862,058	4.4
MILITARY AIRLIFT COMMAND	112	2	110	1,234	8,724,254	12.8
OFFICE OF AEROSPACE RESEARCH	-	-	-	-	-	-
PACIFIC AIR FORCES	199	6	193	3,882	11,859,091	16.8
STRATEGIC AIR COMMAND	139	2	137	1,895	16,824,700	8.3
TACTICAL AIR COMMAND	83	1	82	1,018	11,429,501	7.3
USAF ACADEMY (A)	94	1	93	708	802,297	117.2
US AIR FORCES IN EUROPE	82	4	78	845	5,505,262	14.9
US AIR FORCES SOUTHERN COMMAND	1	-	1	5	284,385	3.5
USAF SECURITY SERVICE	12	-	12	192	2,726,464	4.4
USAF WORLD WIDE TOTAL	962	24	938	12,642	92,812,487(B)	10.4

(A) INCLUDES CADETS

(B) INCLUDES EXPOSURE FOR HEADQUARTERS US AIR FORCE

SOURCE- DIRECTORATE OF AEROSPACE SAFETY, DEPUTY INSPECTOR GENERAL FOR INSPECTION AND SAFETY, USAF.

UNCLASSIFIED

TABLE 22

UNCLASSIFIED
OFF-DUTY MILITARY PERSONNEL
DISABLING INJURY EXPERIENCE BY COMMAND,
WORLD-WIDE - FY 1971

LOCATION	-- DISABLING INJURIES --			MAN-DAYS LOST	MAN-DAYS OF EXPOSURE	DISABL INJURY RATE
	TOTAL	FATAL	NON FATAL			
AERONAUTICAL CHART AND INFORMATION CENTER	1	-	1	75	74,468	13.4
AEROSPACE DEFENSE COMMAND	331	30	301	5,455	10,662,635	31.0
AIR FORCE ACCOUNTING AND FINANCE CENTER	2	-	2	35	102,076	19.6
AIR FORCE COMMUNICATIONS SERVICE	314	28	286	4,396	12,222,951	25.7
AIR FORCE DATA SYSTEMS DESIGN CENTER	5	-	5	201	114,569	43.6
AIR FORCE LOGISTICS COMMAND	60	5	55	923	2,428,323	24.7
AIR FORCE RESERVE	9	-	9	28	199,216	45.2
AIR FORCE SYSTEMS COMMAND	169	16	153	2,998	6,655,097	25.4
AIR RESERVE PERSONNEL CENTER	-	-	-	-	34,011	-
AIR TRAINING COMMAND	367	43	324	5,724	24,935,889	14.7
AIR UNIVERSITY	28	1	27	163	2,094,793	13.4
ALASKAN AIR COMMAND	46	4	42	501	2,064,921	22.3
HEADQUARTER COMMAND, USAF	118	8	110	4,015	7,724,115	15.3
MILITARY AIRLIFT COMMAND	532	60	472	7,589	17,448,508	30.5
OFFICE OF AEROSPACE RESEARCH	-	-	-	-	-	-
PACIFIC AIR FORCES	477	48	429	8,966	23,718,183	20.1
STRATEGIC AIR COMMAND	758	85	673	12,628	33,649,400	22.5
TACTICAL AIR COMMAND	511	82	429	7,503	22,859,003	22.4
USAF ACADEMY (A)	32	3	29	158	1,604,594	19.9
US AIR FORCES IN EUROPE	364	43	321	4,868	11,010,525	33.1
US AIR FORCES SOUTHERN COMMAND	17	1	16	209	568,769	29.9
USAF SECURITY SERVICE	84	13	71	1,105	5,452,929	15.4
USAF WORLD WIDE TOTAL	4,225	470	3,755	67,540	185,624,975(B)	22.8

(A) INCLUDES CADETS

(B) INCLUDES EXPOSURE FOR HEADQUARTERS US AIR FORCE

SOURCE- DIRECTORATE OF AEROSPACE SAFETY, DEPUTY INSPECTOR GENERAL FOR INSPECTION AND SAFETY, USAF.

UNCLASSIFIED

UNCLASSIFIED

TABLE 23

ON-DUTY CIVILIAN PERSONNEL
DISABLING AND NON-DISABLING INJURY EXPERIENCE BY COMMAND,
WORLD-WIDE - FY 1971

LOCATION	- - DISABLING INJURIES - -			MAN-DAYS LOST	MAN-HOURS OF EXPOSURE	DISABL INJURY RATE	NON- DISABLING INJURIES
	TOTAL	FATAL	NON FATAL				
AERONAUTICAL CHART AND INFORMATION CENTER	25	-	25	231	7,477,875	3.3	404
AEROSPACE DEFENSE COMMAND	23	-	23	380	18,360,938	1.3	269
AIR FORCE ACCOUNTING AND FINANCE CENTER	2	-	2	102	3,878,902	.5	115
AIR FORCE COMMUNICATIONS SERVICE	11	-	11	107	14,982,724	.7	91
AIR FORCE DATA SYSTEMS DESIGN CENTER	-	-	-	-	623,656	-	-
AIR FORCE LOGISTICS COMMAND	190	1	189	3,047	228,634,874	.8	15,424
AIR FORCE RESERVE	41	-	41	443	17,131,672	2.4	480
AIR FORCE SYSTEMS COMMAND	79	-	79	709	62,427,896	1.3	1,794
AIR RESERVE PERSONNEL CENTER	-	-	-	-	1,644,665	-	53
AIR TRAINING COMMAND	72	-	72	657	38,594,037	1.9	918
AIR UNIVERSITY	6	-	6	66	4,964,040	1.2	93
ALASKAN AIR COMMAND	4	-	4	255	4,549,796	.9	151
HEADQUARTER COMMAND, USAF	12	-	12	241	19,403,537	.6	308
MILITARY AIRLIFT COMMAND	86	1	85	1,033	30,304,098	2.8	881
OFFICE OF AEROSPACE RESEARCH	-	-	-	-	-	-	-
PACIFIC AIR FORCES	18	-	18	266	13,283,182	1.4	102
STRATEGIC AIR COMMAND	24	1	23	461	40,178,779	.6	1,037
TACTICAL AIR COMMAND	17	-	17	452	24,160,194	.7	526
USAF ACADEMY	9	-	9	1,039	4,252,738	2.1	221
US AIR FORCES IN EUROPE	1	-	1	10	3,718,704	.3	10
US AIR FORCES SOUTHERN COMMAND	-	-	-	-	431,463	-	3
USAF SECURITY SERVICE	2	-	2	11	2,791,097	.7	63
USAF WORLD WIDE TOTAL	622	3	619	9,510	541,794,867(A)	1.1	22,943

(A) INCLUDES EXPOSURE FOR HEADQUARTERS US AIR FORCE

SOURCE- DIRECTORATE OF AEROSPACE SAFETY, DEPUTY INSPECTOR GENERAL FOR INSPECTION AND SAFETY, USAF.

UNCLASSIFIED

UNCLASSIFIED

TABLE 24

USAF MOTOR VEHICLE GROUND ACCIDENT EXPERIENCE AND COST BY COMMAND,
WORLD-WIDE - FY 1971

LOCATION	ACCI- DENTS	MILES OPERATED	ACCI- DENT RATE	VEHI- CLES DAMGD	AVER. COST ACCI- DENT	TOTAL PROP. & DISABLING INJURY	USAF MOTOR VEHICLE DAMAGE	OTHER USAF PROP. DAMGD	DISABLING INJURY MIL & CIV ON-DUTY
AERONAUTICAL CHART AND INFORMATION CENTER	4	301,446	13.3	2	185	739	595	-	144
AEROSPACE DEFENSE COMMAND	70	25,371,130	2.8	62	579	40,534	35,371	1,213	3,950
AIR FORCE ACCOUNTING AND FINANCE CENTER	-	943	-	-	-	-	-	-	-
AIR FORCE COMMUNICATIONS SERVICE	83	24,075,869	3.4	69	1,593	132,252	29,664	388	102,200
AIR FORCE DATA SYSTEMS DESIGN CENTER	-	52,488	-	-	-	-	-	-	-
AIR FORCE LOGISTICS COMMAND	75	30,644,933	2.4	56	610	45,781	37,318	3,068	5,395
AIR FORCE RESERVE	6	3,987,454	1.5	4	196	1,173	1,173	-	-
AIR FORCE SYSTEMS COMMAND	69	32,161,187	2.1	54	761	52,503	41,377	1,301	9,825
AIR RESERVE PERSONNEL CENTER	-	-	-	-	-	-	-	-	-
AIR TRAINING COMMAND	133	53,281,025	2.5	122	450	59,882	57,103	1,649	1,130
AIR UNIVERSITY	6	1,976,647	3.0	4	263	1,580	1,580	-	-
ALASKAN AIR COMMAND	24	7,553,441	3.2	21	414	9,928	9,364	214	350
HEADQUARTER COMMAND, USAF	80	23,178,531	3.5	73	427	34,127	33,927	200	-
MILITARY AIRLIFT COMMAND	154	35,954,553	4.3	112	256	39,426	37,388	1,952	86
OFFICE OF AEROSPACE RESEARCH	-	-	-	-	-	-	-	-	-
PACIFIC AIR FORCES	279	127,072,445	2.2	255	1,491	415,920	153,389	3,606	258,925
STRATEGIC AIR COMMAND	250	122,578,560	2.0	219	665	166,325	121,781	9,294	35,250
TACTICAL AIR COMMAND	121	48,716,222	2.5	104	614	74,264	61,784	3,330	9,150
USAF ACADEMY (A)	10	3,873,746	2.6	11	431	4,308	4,308	-	-
US AIR FORCES IN EUROPE	117	54,691,887	2.1	103	349	40,815	36,342	1,323	3,150
US AIR FORCES SOUTHERN COMMAND	5	2,165,988	2.3	5	92	460	460	-	-
USAF SECURITY SERVICE	6	6,470,689	.9	7	376	2,255	2,180	-	75
USAF WORLD WIDE TOTAL	1,492	604,109,184	2.5	1,283	752	1,122,272	665,104	27,538	429,630

(A) INCLUDES CADETS

SOURCE- DIRECTORATE OF AEROSPACE SAFETY, DEPUTY INSPECTOR GENERAL FOR INSPECTION AND SAFETY, USAF.

UNCLASSIFIED

UNCLASSIFIED

TABLE 25

GROUND ACCIDENT COST ANALYSES BY COMMAND,
WORLD-WIDE - FY 1971

LOCATION	--- COST ---				
	TOTAL	MILITARY INJURY	CIVILIAN INJURY	PROPERTY DAMAGE	PER CAPITA
AERONAUTICAL CHART AND INFORMATION CENTER	22,577	4,150	18,111	316	5.81
AEROSPACE DEFENSE COMMAND	1,996,657	1,831,330	30,496	134,831	37.81
AIR FORCE ACCOUNTING AND FINANCE CENTER	5,826	1,836	3,990	-	2.61
AIR FORCE COMMUNICATIONS SERVICE	1,818,780	1,735,844	4,894	78,042	32.84
AIR FORCE DATA SYSTEMS DESIGN CENTER	10,968	10,768	-	200	13.26
AIR FORCE LOGISTICS COMMAND	2,068,362	390,454	543,688	1,134,220	17.48
AIR FORCE RESERVE	214,772	78,550	79,952	56,270	23.78
AIR FORCE SYSTEMS COMMAND	1,398,098	1,001,148	67,696	329,254	24.53
AIR RESERVE PERSONNEL CENTER	1,126	168	958	-	1.22
AIR TRAINING COMMAND	3,322,392	2,642,524	56,977	622,891	26.94
AIR UNIVERSITY	63,970	54,542	6,204	3,224	5.73
ALASKAN AIR COMMAND	239,254	194,800	21,767	22,687	22.37
HEADQUARTER COMMAND, USAF	788,796	714,058	11,977	62,761	19.15
MILITARY AIRLIFT COMMAND	4,097,041	3,690,102	141,321	265,618	47.62
OFFICE OF AEROSPACE RESEARCH	-	-	-	-	-
PACIFIC AIR FORCES	5,565,474	3,884,594	14,652	1,666,228	54.29
STRATEGIC AIR COMMAND	15,072,992	5,561,482	105,781	9,405,729	97.57
TACTICAL AIR COMMAND	5,444,080	4,816,714	35,317	592,049	52.18
USAF ACADEMY (A)	554,401	389,806	80,003	84,592	67.46
US AIR FORCES IN EUROPE	2,740,406	2,516,320	938	223,148	59.16
US AIR FORCES SOUTHERN COMMAND	95,219	90,352	58	4,809	38.65
USAF SECURITY SERVICE	738,432	734,386	2,011	2,035	31.10
USAF WORLD WIDE TOTAL	46,259,623	30,343,928	1,226,791	14,688,904	45.58

(A) INCLUDES CADETS

SOURCE- DIRECTORATE OF AEROSPACE SAFETY, DEPUTY INSPECTOR GENERAL FOR INSPECTION AND SAFETY, USAF.

UNCLASSIFIED

UNCLASSIFIED

TABLE 26

MILITARY PERSONNEL
DISABLING INJURY LOSSES AND COSTS RESULTING FROM USAF MOTOR VEHICLE ACCIDENTS BY COMMAND,
WORLD-WIDE - FY 1971

LOCATION	-- DISABLING INJURIES --			MAN-DAYS LOST	INJURY COST
	TOTAL	FATAL	NON- FATAL		
AERONAUTICAL CHART AND INFORMATION CENTER	-	-	-	-	-
AEROSPACE DEFENSE COMMAND	6	-	6	79	3,950
AIR FORCE ACCOUNTING AND FINANCE CENTER	-	-	-	-	-
AIR FORCE COMMUNICATIONS SERVICE	5	2	3	44	102,200
AIR FORCE DATA SYSTEMS DESIGN CENTER	-	-	-	-	-
AIR FORCE LOGISTICS COMMAND	1	-	1	2	100
AIR FORCE RESERVE	-	-	-	-	-
AIR FORCE SYSTEMS COMMAND	4	-	4	161	8,550
AIR RESERVE PERSONNEL CENTER	-	-	-	-	-
AIR TRAINING COMMAND	3	-	3	13	650
AIR UNIVERSITY	-	-	-	-	-
ALASKAN AIR COMMAND	1	-	1	7	350
HEADQUARTER COMMAND, USAF	-	-	-	-	-
MILITARY AIRLIFT COMMAND	1	-	1	1	50
OFFICE OF AEROSPACE RESEARCH	-	-	-	-	-
PACIFIC AIR FORCES	41	4	37	1,024	258,850
STRATEGIC AIR COMMAND	21	-	21	705	35,250
TACTICAL AIR COMMAND	10	-	10	79	4,650
USAF ACADEMY (A)	-	-	-	-	-
US AIR FORCES IN EUROPE	11	-	11	63	3,150
US AIR FORCES SOUTHERN COMMAND	-	-	-	-	-
USAF SECURITY SERVICE	-	-	-	-	-
USAF WORLD WIDE TOTAL	104	6	98	2,178	417,750

(A) INCLUDES CADETS

SOURCE- DIRECTORATE OF AEROSPACE SAFETY, DEPUTY INSPECTOR GENERAL FOR INSPECTION AND SAFETY, USAF.

UNCLASSIFIED

UNCLASSIFIED

TABLE 27

ON-DUTY CIVILIAN PERSONNEL
 DISABLING INJURY LOSSES AND COSTS RESULTING FROM USAF MOTOR VEHICLE ACCIDENTS BY COMMAND,
 WORLD-WIDE - FY 1971

LOCATION	-- DISABLING INJURIES --			MAN-DAYS LOST	INJURY COST
	TOTAL	FATAL	NON- FATAL		
AERONAUTICAL CHART AND INFORMATION CENTER	1	-	1	8	144
AEROSPACE DEFENSE COMMAND	-	-	-	-	-
AIR FORCE ACCOUNTING AND FINANCE CENTER	-	-	-	-	-
AIR FORCE COMMUNICATIONS SERVICE	-	-	-	-	-
AIR FORCE DATA SYSTEMS DESIGN CENTER	-	-	-	-	-
AIR FORCE LOGISTICS COMMAND	4	-	4	101	5,295
AIR FORCE RESERVE	-	-	-	-	-
AIR FORCE SYSTEMS COMMAND	2	-	2	17	1,275
AIR RESERVE PERSONNEL CENTER	-	-	-	-	-
AIR TRAINING COMMAND	3	-	3	14	480
AIR UNIVERSITY	-	-	-	-	-
ALASKAN AIR COMMAND	-	-	-	-	-
HEADQUARTER COMMAND, USAF	-	-	-	-	-
MILITARY AIRLIFT COMMAND	1	-	1	2	36
OFFICE OF AEROSPACE RESEARCH	-	-	-	-	-
PACIFIC AIR FORCES	1	-	1	1	75
STRATEGIC AIR COMMAND	-	-	-	-	-
TACTICAL AIR COMMAND	1	-	1	60	4,500
USAF ACADEMY	-	-	-	-	-
US AIR FORCES IN EUROPE	-	-	-	-	-
US AIR FORCES SOUTHERN COMMAND	-	-	-	-	-
USAF SECURITY SERVICE	1	-	1	1	75
USAF WORLD WIDE TOTAL	14	-	14	204	11,880

SOURCE- DIRECTORATE OF AEROSPACE SAFETY, DEPUTY INSPECTOR GENERAL FOR INSPECTION AND SAFETY, USAF.

UNCLASSIFIED

UNCLASSIFIED

TABLE 28
MILITARY PERSONNEL
DISABLING INJURY LOSSES AND COSTS RESULTING FROM PRIVATE MOTOR VEHICLE ACCIDENTS BY COMMAND,
WORLD-WIDE - FY 1971

LOCAT ION	- - DISABLING INJURIES - -			MAN-DAYS LOST	INJURY COST
	TOTAL	FATAL	NON- FATAL		
AERONAUTICAL CHART AND INFORMATION CENTER	1	-	1	75	3,750
AEROSPACE DEFENSE COMMAND	151	21	130	3,412	1,072,950
AIR FORCE ACCOUNTING AND FINANCE CENTER	2	-	2	35	1,750
AIR FORCE COMMUNICATIONS SERVICE	136	18	118	2,273	1,014,800
AIR FORCE DATA SYSTEMS DESIGN CENTER	2	-	2	187	9,350
AIR FORCE LOGISTICS COMMAND	26	3	23	479	210,950
AIR FORCE RESERVE	3	-	3	10	75,500
AIR FORCE SYSTEMS COMMAND	71	10	61	1,842	575,400
AIR RESERVE PERSONNEL CENTER	-	-	-	-	-
AIR TRAINING COMMAND	183	32	151	4,088	1,608,950
AIR UNIVERSITY	7	-	7	35	1,750
ALASKAN AIR COMMAND	9	-	9	156	7,800
HEADQUARTER COMMAND, USAF	48	8	40	2,880	529,850
MILITARY AIRLIFT COMMAND	274	42	232	4,702	2,183,750
OFFICE OF AEROSPACE RESEARCH	-	-	-	-	-
PACIFIC AIR FORCES	156	21	135	4,311	1,266,950
STRATEGIC AIR COMMAND	350	76	274	7,581	3,953,150
TACTICAL AIR COMMAND	297	65	232	5,397	3,395,450
USAF ACADEMY (A)	17	4	13	71	237,200
US AIR FORCES IN EUROPE	221	42	179	3,582	2,044,850
US AIR FORCES SOUTHERN COMMAND	1	-	1	45	2,250
USAF SECURITY SERVICE	38	11	27	656	604,800
USAF WORLD WIDE TOTAL	1,993	353	1,640	41,817	18,801,200

(A) INCLUDES CADETS

SOURCE- DIRECTORATE OF AEROSPACE SAFETY, DEPUTY INSPECTOR GENERAL FOR INSPECTION AND SAFETY, USAF.

UNCLASSIFIED

UNCLASSIFIED

TABLE 29
 MILITARY PERSONNEL
 DISABLING INJURY LOSSES AND COSTS RESULTING FROM ALL OTHER (NON-VEHICULAR) ACCIDENTS BY COMMAND,
 WORLD-WIDE - FY 1971

LOCATION	-- DISABLING INJURIES --			MAN-DAYS LOST	INJURY COST
	TOTAL	FATAL	NON- FATAL		
AERONAUTICAL CHART AND INFORMATION CENTER	2	-	2	6	350
AEROSPACE DEFENSE COMMAND	229	12	217	2,370	682,450
AIR FORCE ACCOUNTING AND FINANCE CENTER	-	-	-	-	-
AIR FORCE COMMUNICATIONS SERVICE	216	8	208	2,838	569,450
AIR FORCE DATA SYSTEMS DESIGN CENTER	3	-	3	14	950
AIR FORCE LOGISTICS COMMAND	41	2	39	579	153,600
AIR FORCE RESERVE	11	-	11	38	1,900
AIR FORCE SYSTEMS COMMAND	115	7	108	1,297	379,350
AIR RESERVE PERSONNEL CENTER	-	-	-	-	-
AIR TRAINING COMMAND	252	13	239	2,297	877,150
AIR UNIVERSITY	28	1	27	144	43,350
ALASKAN AIR COMMAND	47	4	43	558	168,600
HEADQUARTER COMMAND, USAF	87	2	85	1,458	163,200
MILITARY AIRLIFT COMMAND	369	20	349	4,120	1,350,900
OFFICE OF AEROSPACE RESEARCH	-	-	-	-	-
PACIFIC AIR FORCES	479	29	450	7,513	2,180,750
STRATEGIC AIR COMMAND	526	11	515	6,237	1,270,100
TACTICAL AIR COMMAND	287	18	269	3,045	1,236,400
USAF ACADEMY (A)	109	-	109	795	83,640
US AIR FORCES IN EUROPE	214	5	209	2,068	383,100
US AIR FORCES SOUTHERN COMMAND	17	1	16	169	83,450
USAF SECURITY SERVICE	58	2	56	641	103,100
USAF WORLD WIDE TOTAL	3,090	135	2,955	36,187	9,731,790

(A) INCLUDES CADETS

SOURCE- DIRECTORATE OF AEROSPACE SAFETY, DEPUTY INSPECTOR GENERAL FOR INSPECTION AND SAFETY, USAF.

UNCLASSIFIED

UNCLASSIFIED

TABLE 30 ON-DUTY CIVILIAN PERSONNEL
 DISABLING INJURY LOSSES AND COSTS RESULTING FROM ALL OTHER (NON-VEHICULAR) ACCIDENTS BY COMMAND,
 WORLD-WIDE - FY 1971

LOCATION	-- DISABLING INJURIES --			MAN-DAYS LOST	INJURY COST
	TOTAL	FATAL	NON- FATAL		
AERONAUTICAL CHART AND INFORMATION CENTER	24	-	24	223	10,815
AEROSPACE DEFENSE COMMAND	23	-	23	380	25,650
AIR FORCE ACCOUNTING AND FINANCE CENTER	1	-	1	17	306
AIR FORCE COMMUNICATIONS SERVICE	11	-	11	107	3,180
AIR FORCE DATA SYSTEMS DESIGN CENTER	-	-	-	-	-
AIR FORCE LOGISTICS COMMAND	179	1	178	2,664	252,597
AIR FORCE RESERVE	41	-	41	443	71,048
AIR FORCE SYSTEMS COMMAND	75	-	75	686	33,324
AIR RESERVE PERSONNEL CENTER	-	-	-	-	-
AIR TRAINING COMMAND	68	-	68	642	40,154
AIR UNIVERSITY	6	-	6	66	4,494
ALASKAN AIR COMMAND	4	-	4	255	19,125
HEADQUARTER COMMAND, USAF	12	-	12	241	6,561
MILITARY AIRLIFT COMMAND	85	1	84	1,031	125,479
OFFICE OF AEROSPACE RESEARCH	-	-	-	-	-
PACIFIC AIR FORCES	15	-	15	216	9,018
STRATEGIC AIR COMMAND	24	1	23	461	87,103
TACTICAL AIR COMMAND	15	-	15	347	20,211
USAF ACADEMY	9	-	9	1,039	76,101
US AIR FORCES IN EUROPE	1	-	1	10	750
US AIR FORCES SOUTHERN COMMAND	-	-	-	-	-
USAF SECURITY SERVICE	-	-	-	-	-
USAF WORLD WIDE TOTAL	593	3	590	8,828	785,916

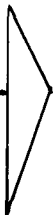
SOURCE- DIRECTORATE OF AEROSPACE SAFETY, DEPUTY INSPECTOR GENERAL FOR INSPECTION AND SAFETY, USAF.

UNCLASSIFIED

UNCLASSIFIED

UNCLASSIFIED

Materiel



PART IV



CONFIDENTIAL

101

(This page is unclassified.)

PART IV

MATERIEL

AIRCRAFT AND MISSILES

INTRODUCTION

Information included in this section provides data pertaining to procurement, production, inventory status, deployment, and disposition of USAF aircraft during Fiscal Year 1971. It also includes data on procurement, production, and inventory status of missiles.

The aircraft tables reflect funding by fiscal year, acceptance, inventories by functional distribution, active and inactive, age (in months) distribution, and disposition of aircraft. The missile tables reflect funding by fiscal year, acceptance, functional distribution, active and inactive, age (in months) distribution, and disposition of missiles.

Production data for aircraft and missiles are obtained under the provisions of AF Regulation 84-8, dated 28 Mar 1968. Additional data may be obtained in the USAF Production Digest SS-N-47 published monthly. Inventory and status data for aircraft and missiles are obtained under the provisions of AF Manual 65-110, dated 1 September 1968. The mission classification (Fighter, Bomber, Tanker, etc.) is generally based upon the mission designator or the prefix preceding the basic mission designator of each aircraft or missile model. A prefix is assigned an aircraft or missile model when the aircraft or missile is modified to perform a function (indicated by prefix) other than its basic designated purpose. Additional statistical data may be obtained in the USAF Aircraft-Missile Digest, SS-A1, published monthly.

DEFINITIONS

MISSION/DESIGN/SERIES - Air Force Regulations 66-11 dated, 18 September 1962, Designating, Redesignating, and Naming Military Aircraft, and 66-11A dated 5 August 1964 and 66-20, Designating, Redesignating, and Naming Military Rockets and Guided Missiles dated 3 April 1965, and 66-20A dated 30 January 1964, establish a uniform system for designating, redesignating, and naming military aircraft and missiles.

ACCEPTANCE - Aircraft, missile, or drone which has been shop-assembled and fully inspected by constituted USAF or Navy production authorities and for which the title, responsibility, and accountability has been assumed by the contracting agency of the recipient.

AIRCRAFT - A heavier-than-air vehicle, designed primarily for flight in the atmosphere, which has incorporated in its prime design the ability and/or requirement for human occupancy.

DRONE - Any aircraft or missile modified or produced to perform the mission of a target for weapon evaluation or crew training and has incorporated into its prime design the ability to be flown by remote control.

GUIDED MISSILE - Unmanned, self-propelled vehicle designed to move in a trajectory or flight path all or partially above the earth's surface and whose trajectory or course, while the vehicle is in motion, is capable of being controlled remotely or by homing systems, or by inertial and/or programmed guidance from within. This term does not include space vehicles, space boosters, or Naval torpedoes, but it does include target and reconnaissance drones.

OPERATING ACTIVE - Aircraft, missiles, and drones currently and actively engaged in or supporting flying missions (AFM 65-110).

NON-OPERATING ACTIVE - Aircraft, missiles, and drones in preparation or awaiting preparation for possession by units or test activities through any of the logistical processes or supply, maintenance, and modification.

INACTIVE - Aircraft, missiles, or drones on loan and bailment (except bailed for test, maintenance, and modification); aircraft, missiles, or drones for which there is no longer a requirement in the active inventory, including those that have been accumulated in excess of possible future needs; and aircraft, missiles, or drones in the process of being dropped from the total inventory and salvage.

CONFIDENTIAL

(This page is unclassified.)

CONFIDENTIAL

TABLE 31 -- USAF AIRCRAFT ACCEPTANCES OF MODELS IN PRODUCTION, BY MANUFACTURER, BY RECIPIENT, BY MONTH -- FY 1971

(Excludes experimental, remanufactured, and used aircraft).

MISSION, DESIGN, AND SERIES	MANUFACTURER	ACCEPTED PRIOR TO 1 JUL 1970	ACCEPTANCES FOR FY 1971												TOTAL ACCEPTED TO DATE	
			Total	Jul (1970)	Aug	Sep	Oct	Nov	Dec	Jan (1971)	Feb	Mar	Apr	May		Jun
GRAND TOTAL . . .			<u>1,056</u>	<u>76</u>	<u>71</u>	<u>81</u>	<u>84</u>	<u>87</u>	<u>74</u>	<u>71</u>	<u>107</u>	<u>155</u>	<u>116</u>	<u>75</u>	<u>59</u>	
USAF FOR USAF																
TOTAL			<u>799</u>	<u>48</u>	<u>56</u>	<u>65</u>	<u>65</u>	<u>62</u>	<u>53</u>	<u>50</u>	<u>77</u>	<u>123</u>	<u>97</u>	<u>59</u>	<u>44</u>	
FIGHTER - TOTAL			<u>360</u>	<u>31</u>	<u>37</u>	<u>37</u>	<u>40</u>	<u>40</u>	<u>36</u>	<u>31</u>	<u>29</u>	<u>25</u>	<u>22</u>	<u>20</u>	<u>12</u>	
RF-4C	McDonnell-Douglas	464	17	3	3	2	3	3	3	-	-	-	-	-	-	481
F-4E	McDonnell-Douglas	574	105	12	7	14	8	10	9	11	11	11	8	4	-	679
F-5A (MASF)	Northrop	46	4	-	-	-	-	-	-	1	3	-	-	-	-	50
RF-5A (MASF)	Northrop	1	9	1	1	1	-	-	-	-	2	2	-	-	-	10
A-7D	Ling-Temco-Vought	30	100	5	6	7	8	9	9	9	9	9	9	11	9	130
A-37B	Cessna	174	51	1	8	5	11	5	3	3	3	3	3	3	3	225
A-37B (MASF)	Cessna	76	11	8	-	-	-	3	-	-	-	-	-	-	-	87
F-111D	General Dynamics	1	-	-	-	-	-	-	-	-	-	-	-	-	-	1
F-111E	General Dynamics	31	63	1	12	8	10	10	12	7	1	-	-	2 (Complete)	94	
CARGO/TRANSPORT - TOTAL			<u>38</u>	<u>4</u>	<u>2</u>	<u>3</u>	<u>2</u>	<u>3</u>	<u>3</u>	<u>2</u>	<u>1</u>	<u>3</u>	<u>5</u>	<u>4</u>	<u>6</u>	
C-5A	Lockheed	11	27	1	2	3	2	3	3	2	1	3	2	2	3	38a/
C-130E	Lockheed	357	8	-	-	-	-	-	-	-	-	-	3	2	3	365
HC-130N	Lockheed	12	3	3	(Complete)	-	-	-	-	-	-	-	-	-	-	15
BOMBER - TOTAL			<u>66</u>	<u>-</u>	<u>7</u>	<u>12</u>	<u>9</u>	<u>8</u>	<u>6</u>	<u>4</u>	<u>9</u>	<u>7</u>	<u>2</u>	<u>1</u>	<u>1</u>	
FB-111A	General Dynamics	10	66	-	7	12	9	8	6	4	9	7	2	1	1 (Comp)	76b/
TRAINER - TOTAL			<u>36</u>	<u>2</u>	<u>2</u>	<u>2</u>	<u>2</u>	<u>2</u>	<u>-</u>	<u>-</u>	<u>2</u>	<u>8</u>	<u>8</u>	<u>4</u>	<u>4</u>	
T-38A	Northrop	1,055	28	2	2	2	2	2	-	-	2	4	4	4	4	1,083
T-41D (MASF)	Cessna	20	8	-	-	-	-	-	-	-	-	4	4	(Complete)	28	

CONFIDENTIAL

DOWNGRADE AT 3 YEAR INTERVALS;
 DECLASSIFIED AFTER 12 YEARS.
 DOD DIR. 5200.10

CONFIDENTIAL

TABLE 31 - USAF AIRCRAFT ACCEPTANCES OF MODELS IN PRODUCTION, BY MANUFACTURER, BY RECIPIENT, BY MONTH - FY 1971 (CONTINUED)

MISSION, DESIGN, AND SERIES	MANUFACTURER	ACCEPTED PRIOR TO 1 JUL 1970	ACCEPTANCES FOR FY 1971													TOTAL ACCEPTED TO DATE	
			Total	Jul (1970)	Aug	Sep	Oct	Nov	Dec	Jan (1971)	Feb	Mar	Apr	May	Jun		
USAF FOR USAF (Continued)																	
<u>MISCELLANEOUS - TOTAL</u>			<u>299</u>	<u>11</u>	<u>8</u>	<u>11</u>	<u>12</u>	<u>9</u>	<u>8</u>	<u>13</u>	<u>36</u>	<u>80</u>	<u>60</u>	<u>30</u>	<u>21</u>		
UH-1H (MASF)	Bell	81	202	4	3	-	-	-	-	-	-	36	55	55	29	20	283
UH-1N	Bell	2	77	2	-	8	9	8	7	13	-	25	5	(Complete)			79
HH-3E	Sikorsky	35	4	2	(Complete)												39
HH-53C	Sikorsky	26	12	1	3	3	3	1	1 (Complete)								38
CH-53C	Sikorsky	10	4	2	-	-	-	-	-	-	-	-	-	1	1		14
USAF FOR MILITARY ASSISTANCE PROGRAM (MAP)																	
<u>TOTAL</u>			<u>252</u>	<u>28</u>	<u>15</u>	<u>16</u>	<u>19</u>	<u>25</u>	<u>19</u>	<u>19</u>	<u>29</u>	<u>32</u>	<u>19</u>	<u>16</u>	<u>15</u>		
F-4E	McDonnell-Douglas	5	13	3	3	3	2	1	1 (Complete)								18
F-4E (FMS) Iran	McDonnell-Douglas	-	12	-	-	-	-	-	-	-	-	-	4	4	4		12
F-4E (FMS) Israel	McDonnell-Douglas	8	36	-	5	4	6	3	4	3	6	5	-	-	-		44
F-5A	Northrop	433	12	-	-	-	-	-	-	-	-	2	2	4	4		445
RF-5A	Northrop	39	10	2	2	2	3	1	-	-	-	-	-	-	-		49
F-5A (FMS) Iran	Northrop	24	14	-	-	1	3	5	5 (Complete)								38
F-5A (FMS) Libya	Northrop	8	6	-	-	-	-	-	2	4 (Complete)							14
F-5A (FMS) Norway	Northrop	13	10	1	1	2	3	3 (Complete)									23
F-5A (FMS) Taiwan	Northrop	9	10	3	3	3	1	(Complete)									19
F-5B (FMS) Iran	Northrop	5	5	-	-	-	-	-	-	1	1	2	1	(Complete)			10
F-5B (FMS) Libya	Northrop	2	1	-	-	-	-	-	1	(Complete)							3
F-5B (FMS) Morocco	Northrop	-	1	-	-	-	-	-	-	-	1	(Complete)					1
F-5B (FMS) Norway	Northrop	6	2	1	1 (Complete)												8
T-37C (FMS) Pakistan	Cessna	9	2	2	(Complete)												11
T-41D	Cessna	74	38	-	-	-	-	8	-	-	12	13	5	-	-		112
U-17B	Cessna	122	17	16	-	-	-	1	(Complete)								139
U-17C	Cessna	1	2	-	-	-	-	2	(Complete)								3
C-130H	Lockheed	-	2	-	-	-	-	-	-	-	-	1	-	1	-		2
RF-4E (FMS) Germany	McDonnell-Douglas	-	50	-	-	1	1	1	5	7	7	7	7	7	7		50
RF-4E (FMS) Israel	McDonnell-Douglas	-	6	-	-	-	-	-	-	2	2	2	(Complete)				6
RF-5A (FMS) Libya	Northrop	-	1	-	-	-	-	-	-	1	(Complete)						1
RF-5A (FMS) Morocco	Northrop	-	2	-	-	-	-	-	1	1	(Complete)						2

DOWNGRADE AT 3 YEAR INTERVALS;
 DECLASSIFIED AFTER 12 YEARS.
 DOD DIR. 5200.10

CONFIDENTIAL

104

TABLE 31 - USAF AIRCRAFT ACCEPTANCES OF MODELS IN PRODUCTION, BY MANUFACTURER, BY RECIPIENT, BY MONTH - FY 1971 (CONTINUED)

MISSION, DESIGN AND SERIES	MANUFACTURER	ACCEPTED PRIOR TO 1 JUL 1970	ACCEPTANCES FOR FY 1971												TOTAL ACCEPTED TO DATE		
			Total	Jul (1970)	Aug	Sep	Oct	Nov	Dec	Jan (1971)	Feb	Mar	Apr	May		Jun	
			USAF FOR NAVY														
<u>TOTAL</u>			5	-	-	-	-	-	-	2	2	1					
T-38A	Northrop	-	5	-	-	-	-	-	-	2	2	1	(Complete)				5

a/ C-5A (USAF) In addition, one (1) aircraft destroyed October 1970 (No Year Funding) without acceptance.
b/ FB-111A (USAF) In addition, one (1) aircraft destroyed January 1971, prior to acceptance (FY Year 1969 Buy); includes one (1) destroyed after acceptance.

Source: Data Applications Division, Data Services Center, Comptroller of the Air Force

CONFIDENTIAL

DOWNGRADE AT 3 YEAR INTERVALS; DECLASSIFIED AFTER 12 YEARS. DOD DIR. 5200.10
--

CONFIDENTIAL

TABLE 32 - USAF GUIDED MISSILE, AIR TO AIR MISSILE, AND TARGET DRONE ACCEPTANCES BY MANUFACTURER, BY MONTH - FY 1971

DESIGNATION	POPULAR NAME	MANUFACTURER	ACCEPTED PRIOR TO 1 JUL 70	ACCEPTANCES FOR FY 1971												TOTAL ACCEPTED TO DATE	
				Total	Jul (1970)	Aug	Sep	Oct	Nov	Dec	Jan (1971)	Feb	Mar	Apr	May		Jun
<u>GUIDED MISSILE - TOTAL</u> . . .				<u>297</u>	<u>17</u>	<u>13</u>	<u>20</u>	<u>16</u>	<u>11</u>	<u>14</u>	<u>13</u>	<u>11</u>	<u>23</u>	<u>22</u>	<u>51</u>	<u>76</u>	
<u>STRATEGIC MISSILE - TOTAL</u> . . .				<u>120</u>	<u>8</u>	<u>7</u>	<u>8</u>	<u>6</u>	<u>11</u>	<u>12</u>	<u>10</u>	<u>10</u>	<u>12</u>	<u>13</u>	<u>12</u>	<u>11</u>	
LGM-30G	Minuteman	Boeing	31	120	8	7	8	6	11	12	10	10	12	13	12	11	151
<u>TACTICAL MISSILE - TOTAL</u> . . .				<u>177</u>	<u>9</u>	<u>6</u>	<u>22</u>	<u>10</u>	-	<u>2</u>	<u>2</u>	<u>1</u>	<u>11</u>	<u>9</u>	<u>39</u>	<u>65</u>	
AGM-45A	Shrike	Texas Instr	8,138	100	-	-	-	10	-	-	-	-	-	-	30	60	8,238
AGM-65A	Maverick	Hughes	-	40	-	-	-	-	-	2	3	1	11	9	9	5	40
AGM-78C	Standard Arm	General Dynamics	98	37	9	6	22	Complete)									135
<u>AIR TO AIR MISSILE - TOTAL</u>				<u>2,410</u>	-	-	<u>339</u>	<u>390</u>	-	-	<u>382</u>	<u>263</u>	<u>238</u>	<u>9</u>	<u>347</u>	<u>442</u>	
AIM-7E/7E2	Sparrow	Raytheon	6,793	2,410	-	-	339	390	-	-	382	263	238	9	347	442	9,203
AIM-7E (FMS)	Sparrow	Raytheon	124	-	-	-	-	-	-	-	-	-	-	-	-	-	124
<u>TARGET DRONE - TOTAL</u> . . .				<u>308</u>	<u>21</u>	<u>23</u>	<u>26</u>	<u>27</u>	<u>27</u>	<u>27</u>	<u>27</u>	<u>27</u>	<u>26</u>	<u>27</u>	<u>25</u>	<u>25</u>	
BQM-34A (USAF)	Firebee	Ryan	1,059	153	7	8	13	14	14	14	14	14	14	15	13	13	1,212
BQM-34A (NAVY)	Firebee	Ryan	1,628	137	5	6	13	13	13	13	13	13	12	12	12	12	1,765
MQM-34D (ARMY)	Firebee	Ryan	478	18	9	9	(Complete)										496
<u>OTHER DRONES - TOTAL</u> . . .				<u>65</u>	<u>9</u>	<u>9</u>	<u>9</u>	<u>9</u>	<u>5</u>	<u>11</u>	<u>4</u>	-	<u>4</u>	-	<u>2</u>	<u>3</u>	
L47S (AQM-34M) (USAF)		Ryan	300	42	7	7	7	7	4	8	2	(Complete)					342
AQM-34M(SD) (USAF)		Ryan	-	1	-	-	-	-	-	-	-	-	-	-	-	1	1
AQM-34P (T) (USAF)		Ryan	59	22	2	2	2	2	1	3	2	-	4	-	2	2	81

Source: Data Applications Division, Data Services Center, Comptroller of the Air Force

CONFIDENTIAL

DOWNGRADE AT 3 YEAR INTERVALS;
 DECLASSIFIED AFTER 12 YEARS.
 DOD DIR. 5200.10

CONFIDENTIAL**TABLE 33 - USAF AIRCRAFT PROCUREMENT PROGRAMS BY FISCAL YEAR FUNDING--
FY 1969 AND PRIOR THROUGH FY 1971**

(Excludes experimental, used, and remanufactured aircraft)

MISSION, DESIGN, AND SERIES	NO YEAR FUNDING	FY 1969 AND PRIOR	FY 1970	FY 1971
<u>TOTAL a/</u>	<u>43</u>	<u>4,875</u>	<u>746</u>	<u>740</u>
<u>Fighter - Total</u>	<u>35</u>	<u>2,592</u>	<u>284</u>	<u>362</u>
RF-4C	-	481	-	12
F-4E	-	680	-	24
F-4E (MAP)	-	18	-	-
F-4E (FMS) Iran	-	32	-	73
F-4E (FMS) Israel	-	44	-	36
RF-4E (FMS) Germany	-	88	-	-
RF-4E (FMS) Israel	-	6	-	-
F-5A (MASF)	-	46	4	5
F-5A (MAP)	-	433	17	10
F-5A (FMS) Iran	-	28	10	-
F-5A (FMS) Libya	-	8	6	-
F-5A (FMS) Norway	-	23	-	-
RF-5A (MAP)	-	49	-	8
RF-5A (FMS) Libya	-	-	1	-
F-5A (FMS) Taiwan	-	19	-	-
RF-5A (MASF)	-	4	6	3
RF-5A (FMS) Morocco	-	-	2	-
F-5B (FMS) Iran	-	5	5	-
F-5B (MAP)	-	71	1	2
F-5B (FMS) Libya	-	2	1	-
F-5B (FMS) Morocco	-	-	1	-
F-5B (FMS) Norway	-	8	-	-
F-5E (MASF)	5	-	-	-
A-7D	-	74	128	88
A-37B	-	204	36	-
A-37B (MASF)	-	87	-	81
A-37B (FMS) Guatemala	-	-	-	8
F-111D	-	88	8	-
F-111E	-	94	-	-
F-111F	-	-	58	12
A-X	10	-	-	-
F-15A	18	-	-	-
TF-15A	2	-	-	-
<u>Bomber - Total</u>	<u>4</u>	<u>75</u>	-	-
FB-111A b/	1	75	-	-
B-1A	3	-	-	-
<u>Cargo/Transport - Total</u>	<u>4</u>	<u>444</u>	<u>42</u>	<u>14</u>
C-5A c/	4	53	23	-
C-9A	-	12	-	9
C-130E	-	357	18	-
C-130E (MAP)	-	7	1	-
HC-130N	-	15	-	-
C-130H (FMS) Congo	-	-	-	3
C-130H (FMS) Israel	-	-	-	2
<u>Trainer - Total</u>	-	<u>1,318</u>	<u>110</u>	<u>16</u>
T-37C (MAP)	-	141	5	-
T-37C (FMS) Pakistan	-	11	-	-
T-38A	-	1,065	38	-
T-38A (Navy)	-	-	5	-
T-38A (NASA)	-	27	8	-

CONFIDENTIAL

DOWNGRADE AT 3 YEAR INTERVALS;
 DECLASSIFIED AFTER 12 YEARS.
 DOD DIR. 5200, 10

**TABLE 33 - USAF AIRCRAFT PROCUREMENT PROGRAMS BY FISCAL YEAR FUNDING-
FY 1969 AND PRIOR THROUGH FY 1971 (CONTINUED)**

MISSION, DESIGN, AND SERIES	NO YEAR FUNDING	FY 1969 AND PRIOR	FY 1970	FY 1971
<u>Trainer (Continued)</u>				
T-41D (MASF)	-	-	20	8
T-41D (MAP)	-	74	34	4
T-X	-	-	-	4
<u>Helicopter - Total</u>	-	<u>385</u>	<u>213</u>	<u>300</u>
HH-1H	-	-	30	-
UH-1H (MASF)	-	217	175	300
UH-1N	-	79	-	-
HH-3E	-	39	-	-
CH-53C	-	12	8	-
HH-53C	-	38	-	-
<u>Utility - Total</u>	-	<u>61</u>	<u>97</u>	<u>48</u>
U-17B (MAP)	-	45	94	-
U-17B (MASF)	-	16	-	48
U-17C (MAP)	-	-	3	-

a/ Quantities on program are based on USAF Aircraft Production Schedules (WA Series).
 b/ FB-111A (USAF) Excludes one (1) destroyed prior to being accepted.
 c/ C-5A (USAF) Excludes one (1) destroyed prior to being accepted.

Source: Data Applications Division, Data Services Center, Comptroller of the Air Force

DOWNGRADE AT 3 YEAR INTERVALS; DECLASSIFIED AFTER 12 YEARS. DOD DIR. 5200.10
--

CONFIDENTIAL**TABLE 34 - USAF GUIDED MISSILE, AIR TO AIR MISSILE, AND TARGET DRONE PROCUREMENT PROGRAMS BY FISCAL YEAR FUNDING - FY 1971 AND PRIOR**

DESIGNATION	POPULAR NAME	MANUFACTURER	FISCAL YEAR PROCUREMENT PROGRAM			
			No Funding Year	1969 and Prior	1970	1971
<u>GUIDED MISSILE - TOTAL</u>			<u>90</u>	<u>8,571</u>	<u>400</u>	<u>542</u>
<u>STRATEGIC MISSILE - TOTAL</u>			<u>17</u>	<u>68</u>	<u>100</u>	<u>120</u>
LGM-30G	Minuteman III	Boeing	17	68	100	120
<u>TACTICAL MISSILE - TOTAL</u>			<u>73</u>	<u>8,503</u>	<u>300</u>	<u>422</u>
ACM-45A	Shrike	Texas Instr	-	8,238	300	300
ACM-65A	Maverick	Hughes	73 ^a / _a	-	-	-
ACM-69A	SRAM	Boeing	-	-	-	122
ACM-78B	Standard Arm	General Dynamics	-	130	-	-
ACM-78C	Standard Arm	General Dynamics	-	135	-	-
<u>AIR TO AIR MISSILE - TOTAL</u>			<u>50</u>	<u>9,445</u>	<u>1,200</u>	-
AIM-7E/7E2	Sparrow	Raytheon	-	9,043	1,200	-
AIM-7E (FMS)	Sparrow	Raytheon	-	402	-	-
AIM-7F	Sparrow	Raytheon	50	-	-	-
<u>TARGET DRONE - TOTAL</u>			-	<u>3,225</u>	<u>342</u>	<u>328</u>
BQM-34A (USAF)	Firebee	Ryan	-	1,074	164	-
BQM-34F (USAF)	Firebee	Ryan	-	16	28	30
BQM-34A (NAVY)	Firebee	Ryan	-	1,639	150	298
MQM-34D (ARMY)	Firebee	Ryan	-	496	-	-
<u>OTHER DRONES - TOTAL</u>			-	<u>419</u>	<u>86</u>	-
L47S (AQM-34M) (USAF)		Ryan	-	342	-	-
AQM-34M (SD) (USAF)		Ryan	-	-	78	-
AQM-34P (T) (USAF)		Ryan	-	77	8	-

^a/ These missiles are in the Research and Development Program

Source: Data Applications Division, Data Services Center, Comptroller of the Air Force

CONFIDENTIAL

DOWNGRADE AT 3 YEAR INTERVALS;
DECLASSIFIED AFTER 12 YEARS,
DOD DIR. 5200.10

CONFIDENTIAL

TABLE 35 -- USAF AEROSPACE VEHICLE INVENTORY BY FUNCTIONAL DISTRIBUTION

MISSION DESIGN SERIES	TOTAL	ACTIVE										IN-ACTIVE TOTAL	
		TOTAL ACTIVE	OPERATING					NON-OPERATING					
			TOTAL OPERATING ACTIVE	TAC. & COM SUPP	TRNG	OPER SUPP	ADMIN	SPEC ACTY BUTIL TRAN	TEST & TEST SUPP	TOTAL NON-OPER. ACT	MAINT MOD IRAN		OTHER
U.S. AIR FORCE BOMBER													*
NB 52A	1												1
B 52B	1	1									1		1
NB 52B	1		1							1			
B 52C	29	28	28	28									1
NB 52C	1	1	1							1			
B 52D	146	146	124	124						22	21	1	
NB 52D	1	1	1									1	
B 52E	84	1								1		1	83
NB 52E	2	2	2							2			
B 52F	64	51	38	36						2	1	12	13
B 52G	183	183	156	155						1	25	2	
B 52H	99	97	91	88						1	5	1	2
B 52	612	512	442	431					2	9	70	52	18
B 58A	3												
B 58	3												
FB111A	74	73	62	56						6	11	11	1
B111	74	73	62	56						6	11	11	1
BOMBER STRAT JET	689	585	504	487					2	15	81	63	18
BOMBER STRAT	689	585	504	487					2	15	81	63	18
B 17G	2												
B 17	2												
B 26B	1	1									1		1
B 26	1	1									1		1
BOMBER TACT RCP	3	1									1		1

CONFIDENTIAL

DOWNLOADED TO:
 UNCLASSIFIED AFTER 1 YEAR
 Authority: EIR 05-110
 Paragraph 1c, 1 Aug. 00

CONFIDENTIAL

110

TABLE 35 - USAF AEROSPACE VEHICLE INVENTORY BY FUNCTIONAL DISTRIBUTION

MISSION DESIGN SERIES	TOTAL	ACTIVE										IN-ACTIVE TOTAL			
		TOTAL ACTIVE	TOTAL OPERATING ACTIVE	TAC. & COM SUPP	TRNG	OPER SUPP	ADMIN	SPEC ACTY BUTIL TRAN	TEST & TEST SUPP	TOTAL NON-OPER. ACT	MAINT MOD I RAN		OTHER		
* U.S. AIR FORCE BOMBER															*
B 57B	11	2	1	1								1		1	9
NB 57B	1	1	1									1			
B 57C	7	7	7	2	4							1			
B 57E	8	8	6	4	2							2		2	
NB 57E	2	2	2		2										
B 57G	14	14	14	10	3							1			
B 57	43	34	31	17	11							3		3	9
NB 66B	2	2	1									1	1		1
B 66	2	2	1									1	1		1
BOMBER TACT JET	45	36	32	17	11							4	4	4	9
BOMBER TACT	48	37	32	17	11							4	5	5	11
BOMBER	737	622	536	504	11				2	19	86	63	23	115	

CONFIDENTIAL

DOWNGRADED TO:
 UNCLASSIFIED AFTER 1 YEAR
 Authority: AFM 88-110
 Paragraph 11c, 1 Aug. 88

CONFIDENTIAL

TABLE 35 - USAF AEROSPACE VEHICLE INVENTORY BY FUNCTIONAL DISTRIBUTION

MISSION DESIGN SERIES	TOTAL	ACTIVE											IN- ACT- IVE TOTAL				
		TOTAL ACTIVE	TOTAL OPER- ATING ACTIVE	TAC. &COM SUPP	TRNG	OPERATING			SPEC ACTY BUTIL TRAN	TEST & TEST SUPP	NON-OPERATING						
						OPER SUPP	ADMIN	TOTAL NON- OPER. ACT			MAINT MOD IRAN	OTHER					
* U.S. AIR FORCE TANKER																	
KC 97G	4	3									3	3					1
C 97	4	3									3	3					1
TANKER STRAT RCP	4	3									3	3					1
KC135A	586	586	561	560						1	25	24	1				
NKC135A	14	14	13							13	1	1					
KC1350	56	56	55	55							1	1					
KC135R	2	2	2	2													
KC135T	1	1									1	1					
C135	659	659	631	617						14	28	27	1				
TANKER STRAT JET	659	659	631	617						14	28	27	1				
TANKER STRAT	663	662	631	617						14	31	30	1				1
TANKER	663	662	631	617						14	31	30	1				1

CONFIDENTIAL

DOWNGRADED TO:
 UNCLASSIFIED AFTER 1 YEAR
 Authority: AFM 88-110
 Paragraph 11c, 1 Aug. 88

CONFIDENTIAL

112

TABLE 35 - USAF AEROSPACE VEHICLE INVENTORY BY FUNCTIONAL DISTRIBUTION

MISSION DESIGN SERIES	TOTAL	ACTIVE										IN-ACTIVE TOTAL		
		TOTAL ACTIVE	OPERATING					NON-OPERATING						
			TOTAL OPERATING ACTIVE	TAC. & COM SUPP	TRNG	OPER SUPP	ADMIN	SPEC ACTY BUTIL TRAN	TEST & TEST SUPP	TOTAL NON-OPER. ACT	MAINT MOD IRAN		OTHER	
U.S. AIR FORCE FIGHTER														
A 1E	36	30	22	4	17					1	8	7	1	6
A 1G	2	2	2	2										
A 1H	24	24	20	16	4						4	2	2	
A 1J	7	7	6	6							1	1		
A 1	69	63	50	28	21					1	13	10	3	6
FIGHTER TACT RCP	69	63	50	28	21					1	13	10	3	6
F 4A	1	1									1		1	
F 4C	342	342	275	110	158					7	67	40	27	
F 4D	579	579	466	428	26					12	113	53	60	
F 4E	614	610	499	433	54				8	4	111	66	45	4
YF 4E	3	3	2							2	1	1		
F 4	1539	1535	1242	971	238				8	25	293	160	133	4
F 5A	7	7	7		6					1				
F 5B	6	6	6		5					1				
F 5	13	13	13		11					2				
F 84F	2													2
F 84	2													2
F 86E	1	1									1		1	
F 86F	11	1									1		1	10
F 86H	1	1	1	1										
F 86	13	3	1	1							2		2	10
F100C	23	1									1		1	22
F100D	215	215	187	179	4					4	28	10	18	
NF100D	1	1	1							1				
F100F	81	81	78	30	38					10	3	3		
F100	320	298	266	209	42					15	32	13	19	22

CONFIDENTIAL

DOWNGRADED TO:
 UNCLASSIFIED AFTER 1 YEAR
 Authority: AFM 88-118
 Paragraph 11c, 1 Aug. 88

CONFIDENTIAL

TABLE 35 - USAF AEROSPACE VEHICLE INVENTORY BY FUNCTIONAL DISTRIBUTION

MISSION DESIGN SERIES	TOTAL	ACTIVE										IN-ACTIVE TOTAL	
		TOTAL ACTIVE	TOTAL OPERATING ACTIVE	TAC. & COM SUPP	TRNG	OPER SUPP	ADMIN	SPEC ACTY UTIL TRAN	TEST & TEST SUPP	NON-OPERATING			
										TOTAL NON-OPER. ACT	MAINT MOD. IRAN		OTHER
U.S. AIR FORCE FIGHTER													
F104C	6	6	4		4					2	2		
F104D	13	13	11		5				6	2	1	1	
F104	19	19	15		9				6	4	3	1	
F105B	1	1	1						1				
F105D	94	93	69	65					4	24	18	6	1
F105F	31	30	22	21	1					8	6	2	1
F105G	41	41	25	18	6				1	16	13	3	
F105	167	165	117	104	7				6	48	37	11	2
F111A	135	129	93	69	16				8	36	31	5	6
F111C	12	12								12		12	
F111D	1	1	1						1				
F111E	93	93	93	89					4				
F111	241	235	187	158	16				13	48	31	17	6
FIGHTER TACT JET	2314	2268	1841	1443	323			8	67	427	244	183	46
FIGHTER TACT	2383	2331	1891	1471	344			8	68	440	254	186	52
F101B	148	45	5	1	3				1	40	37	3	103
F101F	6	6	3		3					3	3		
F101	154	51	8	1	6				1	43	40	3	103
F102A	17	14	12	12						2	1	1	3
TF102A	4	3	2	2						1	1		1
F102	21	17	14	14						3	2	1	4
F104A	22	11	4						4	7	7		11
NF104A	3	2	1		1					1	1		1
F104B	3	2	1						1	1	1		1
F104G	54		43		42				1	11	11		

CONFIDENTIAL

CONTINUED TO
 UNCLASSIFIED AFTER 1 YEAR
 AUTHORITY: AFM 33-116
 Paragraph 11a, 1 Aug 88

CONFIDENTIAL

114

TABLE 35 -- USAF AEROSPACE VEHICLE INVENTORY BY FUNCTIONAL DISTRIBUTION														
MISSION DESIGN SERIES	TOTAL	ACTIVE										IN- ACT- IVE TOTAL		
		TOTAL ACTIVE	TOTAL OPER- ATING ACTIVE	TAC. & COM SUPP	TRNG	OPER SUPP	ADMIN	SPEC ACTY UTIL TRAN	TEST & TEST SUPP	TOTAL NON- OPER. ACT	MAINT MOD IRAN		OTHER	
* U.S. AIR FORCE FIGHTER														
TF104G	35	35	25		25					10	9	1		
F104	117	104	74		68				6	30	29	1	13	
F106A	209	209	187	180	5				2	22	18	4		
F106B	49	49	42	19	21				2	7	6	1		
NF106B	3	3	3		2				1					
F106	261	261	232	199	28				5	29	24	5		
FIGHTER INTCP JET	553	433	328	214	102				12	105	95	10	120	
FIGHTER INTCP	553	433	328	214	102				12	105	95	10	120	
FIGHTER	2936	2764	2219	1685	446			8	80	545	349	196	172	

CONFIDENTIAL

DOWNGRADED TO:
 UNCLASSIFIED AFTER 1 YEAR
 Authority: AFM 88-110
 Paragraph 11c, 1 Aug 88

CONFIDENTIAL

TABLE 35 - USAF AEROSPACE VEHICLE INVENTORY BY FUNCTIONAL DISTRIBUTION

MISSION DESIGN SERIES	TOTAL	ACTIVE										IN-ACTIVE TOTAL			
		TOTAL ACTIVE	OPERATING						NON-OPERATING						
			TOTAL OPERATING ACTIVE	TAC. & COM SUPP	TRNG	OPER SUPP	ADMIN	SPEC ACTY UTIL TRAN	TEST & TEST SUPP	TOTAL NON-OPER. ACT	MAINT MOD IRAN		OTHER		
U.S. AIR FORCE RECON															
WB 50D	1														1
B 50	1														1
RECON STRAT RCP	1														1
RB 47H	1	1	1								1				
B 47	1	1	1								1				
EC135A	6	6	6	6											
RC135A	4	4	3	3							1			1	
WC135B	10	10	8	8							2	1		1	
EC135C	14	14	12	12							2	2			
RC135C	7	7	6	6							1	1			
RC135D	3	3	3	3											
EC135G	4	4	4	4											
EC135H	5	5	4	4							1	1			
EC135J	3	3	2	2							1	1			
EC135K	2	2	2	2											
EC135L	8	8	8	5											
RC135M	6	6	5	5							3				
EC135N	8	8	8	8							1	1			
EC135P	5	5	4	4							8				
RC135S	1	1	1	1							1	1			
RC135U	3	3	1	1							2	2			
C135	89	89	77	66							3	8	12	10	2
RECON STRAT JET	90	90	78	66							3	9	12	10	2
RECON STRAT	91	90	78	66							3	9	12	10	2
EC 47D	3	2	2	2											1
EC 47N	24	24	24	24											

CONFIDENTIAL

DOWNGRADED TO:
 UNCLASSIFIED AFTER 1 YEAR
 Authority: AFM 88-110
 Paragraph 11c, 1 Aug 88

CONFIDENTIAL

116

TABLE 35 -- USAF AEROSPACE VEHICLE INVENTORY BY FUNCTIONAL DISTRIBUTION

MISSION DESIGN SERIES	TOTAL	ACTIVE											IN-ACTIVE TOTAL	
		TOTAL ACTIVE	OPERATING						NON-OPERATING					
			TOTAL OPERATING ACTIVE	TAC. & COM SUPP	TRNG	OPER SUPP	ADMIN	SPEC ACTY UTIL TRAN	TEST & TEST SUPP	TOTAL NON-OPER. ACT	MAINT MOD IRAN	OTHER		
U.S. AIR FORCE RECON														
EC 47P	22	22	17	17							5	5		
EC 47Q	13	13	11	11							2	1	1	
C 47	62	61	54	54							7	6	1	1
EC121D	8	4									4		4	4
EC121Q	4	4	3	3							1		1	
EC121R	11	9	9	9										2
EC121T	20	20	19	19							1		1	
C121	43	37	31	31							6		6	6
ET 29C	4	4	4	4										
ET 29D	12	12	12		12									
T 29	16	16	16	4	12									
RECON TACT RCP	121	114	101	89	12						13	6	7	7
RC130A	10	10	5	5							5	5		
WC130B	16	16	12	12							4	2	2	
RC130S	1	1	1							1				
C130	27	27	18	17						1	9	7	2	
RECON TACT TUR	27	27	18	17						1	9	7	2	
NRB 45C	1	1	1							1				
B 45	1	1	1							1				
EB 57A	12	12	10	10							2	1	1	
RB 57A	6	2	2	2										4
EB 57B	9	9	8	8							1		1	
RB 57C	5	5	5	5										
EB 57E	24	24	24	24										
RB 57E	5	5	4	4							1		1	

CONFIDENTIAL

DOWNGRADED TO:
 UNCLASSIFIED AFTER 1 YEAR
 Authority: APM 89-110
 Paragraph 11c, 1 Aug. 89

CONFIDENTIAL

TABLE 35 - USAF AEROSPACE VEHICLE INVENTORY BY FUNCTIONAL DISTRIBUTION

MISSION DESIGN SERIES	TOTAL	ACTIVE										IN-ACTIVE TOTAL		
		TOTAL ACTIVE	OPERATING						NON-OPERATING					
			TOTAL OPERATING ACTIVE	TAC. & COM SUPP	TRNG	OPER SUPP	ADMIN	SPEC ACTY BUTIL TRAN	TEST & TEST SUPP	TOTAL NON-OPER. ACT	MAINT MOD IRAN		OTHER	
* U.S. AIR FORCE RECON														
RB 57F	19	19	16	16							3	2	1	
B 57	80	76	69	69							7	3	4	4
EB 66C	10	10	9	9							1		1	
WB 66D	2	2	1	1						1	1	1		
EB 66E	38	38	36	23	13					1	2		2	
B 66	50	50	46	32	13					1	4	1	3	
RF 4C	354	354	287	261	20					6	67	39	28	
NRF 4C	1	1	1							1				
YRF 4C	2	2	2							2				
RF 4E	1	1									1		1	
F 4	358	358	290	261	20					9	68	39	29	
RF 84F	18													18
F 84	18													18
RF101B	1	1									1	1		
RF101H	1	1									1		1	
F101	2	2									2	1	1	
RF111A	1													1
F111	1													1
RECON TACT JET	510	487	406	362	33					11	81	44	37	23
RECON TACT	658	628	525	468	45					12	103	57	46	30
WC130E	6	6	6	6										
C130	6	6	6	6										
RECON MED TUR	6	6	6	6										
RECON MED	6	6	6	6										

CONFIDENTIAL

DOWNGRAGED TO:
 UNCLASSIFIED AFTER 1 YEAR
 Authority: AFM 88-110
 Paragraph 10c, 1 Aug. 88

CONFIDENTIAL

811

TABLE 35 - USAF AEROSPACE VEHICLE INVENTORY BY FUNCTIONAL DISTRIBUTION

MISSION DESIGN SERIES	TOTAL	ACTIVE										IN- ACT- IVE TOTAL		
		TOTAL ACTIVE	OPERATING						NON-OPERATING					
			TOTAL OPER- ATING ACTIVE	TAC. &COM SUPP	TRNG	OPER SUPP	ADMIN	SPEC ACTY UTIL TRAN	TEST & TEST SUPP	TOTAL NON- OPER. ACT	MAINT MOD IRAN		OTHER	
* U.S. AIR FORCE RECON														
OV 10A	118	117	112	87	24					1	5	4	1	1
V 10	118	117	112	87	24					1	5	4	1	1
RECON LIGHT TUR	118	117	112	87	24					1	5	4	1	1
RECON LIGHT	118	117	112	87	24					1	5	4	1	1
RECON	873	841	721	627	69				3	22	120	71	49	32

CONFIDENTIAL

DOWNGRADED TO:
 UNCLASSIFIED AFTER 1 YEAR
 Authority: AFM 85-118
 Paragraph 11e, 1 Aug. 88

CONFIDENTIAL

TABLE 35 -- USAF AEROSPACE VEHICLE INVENTORY BY FUNCTIONAL DISTRIBUTION															
MISSION DESIGN SERIES	TOTAL	ACTIVE										IN-ACTIVE TOTAL			
		TOTAL ACTIVE	OPERATING					NON-OPERATING							
			TOTAL OPERATING ACTIVE	TAC. & COM SUPP	TRNG	OPER SUPP	ADMIN	SPEC ACTY BUUTIL TRAN	TEST & TEST SUPP	TOTAL NON-OPER. ACT	MAINT MOD IRAN		OTHER		
* U.S. AIR FORCE SR&RESCUE													*		
HC 47A	1	1	1							1					
C 47	1	1	1							1					
HC 54D	1	1	1	1											
C 54	1	1	1	1											
HU 16B	15	5	5	5									10		
U 16	15	5	5	5									10		
SR&RESCUE RCP	17	7	7	6						1			10		
HC130H	42	42	35	30	2					3	7	6	1		
HC130N	15	15	15	15											
HC130P	18	18	12	10	2						6	5	1		
C130	75	75	62	55	4					3	13	11	2		
SR&RESCUE TUR	75	75	62	55	4					3	13	11	2		
SR&RESCUE	92	82	69	61	4					1	3	13	11	2	10
SR&RESCUE	92	82	69	61	4					1	3	13	11	2	10

CONFIDENTIAL

DOWNGRADED TO:
 UNCLASSIFIED AFTER 1 YEAR
 Authority: AFM 88-118
 Paragraph 11c, 1 Aug. 88

CONFIDENTIAL

120

TABLE 35 -- USAF AEROSPACE VEHICLE INVENTORY BY FUNCTIONAL DISTRIBUTION													
MISSION DESIGN SERIES	TOTAL	ACTIVE OPERATING							NON-OPERATING			IN-ACTIVE TOTAL	
		TOTAL ACTIVE	TOTAL OPERATING ACTIVE	TAC. & COM SUPP	TRNG	OPER SUPP	ADMIN	SPEC ACTY BUTIL TRAN	TEST & TEST SUPP	TOTAL NON-OPER. ACT	MAINT MOD IRAN		OTHER
* U.S. AIR FORCE SPC RESCH													
XV 6A	1												1
V 6	1												1
X 24A	1												1
X 24	1												1
SPC RESCH JET	2												2
SPC RESCH	2												2
SPC RESCH	2												2

CONFIDENTIAL

DOWNGRADED TO:
 UNCLASSIFIED AFTER 1 YEAR
 Authority: AFM 88-110
 Paragraph 11c, 1 Aug. 88

CONFIDENTIAL

TABLE 35 - USAF AEROSPACE VEHICLE INVENTORY BY FUNCTIONAL DISTRIBUTION

MISSION DESIGN SERIES	TOTAL	ACTIVE											IN- ACT- IVE TOTAL		
		TOTAL ACTIVE	OPERATING						NON-OPERATING						
			TOTAL OPER- ATING ACTIVE	TAC. &COM SUPP	TRNG	OPER SUPP	ADMIN	SPEC ACTY DUTIL TRAN	TEST & TEST SUPP	TOTAL NON- OPER. ACT	MAINT MOD IRAN	OTHER			
* U.S. AIR FORCE CARGO															
C119G	55														55
C119J	12	12	12							12					
YC119K	1	1	1			1									
C119	68	13	13			1				12					55
C124C	12	7	6	6							1			1	5
C124	12	7	6	6							1			1	5
CARGO TACT RCP	80	20	19	6		1				12	1			1	60
C130A	40	40	40	34						1	5				
DC130A	5	5	3	3							2	1		1	
C130B	69	69	48	38						1	9	21	18	3	
C130D	12	12	12	12											
C130	126	126	103	87						2	14	23	19	4	
CARGO TACT TUR	126	126	103	87						2	14	23	19	4	
CARGO TACT	206	146	122	93		1				14	14	24	19	5	60
C 97D	3	2	2							2					1
C 97F	1														1
C 97G	11	6	4							4		2	2		5
C 97K	9	5	5						1	4					4
C 97	24	13	11						1	10		2	2		11
C121C	2	2	2								2				
C121G	2	2	2	2											
C121	4	4	4	2							2				
CARGO HEAVY RCP	28	17	15	2					1	10	2	2	2		11

CONFIDENTIAL

DOWNGRADED TO:
 UNCLASSIFIED AFTER 1 YEAR
 Authority: AFM 88-118
 Paragraph 11c, 1 Aug. 88

CONFIDENTIAL

122

TABLE 35 - USAF AEROSPACE VEHICLE INVENTORY BY FUNCTIONAL DISTRIBUTION													
MISSION DESIGN SERIES	TOTAL	ACTIVE										IN-ACTIVE TOTAL	
		TOTAL ACTIVE	TOTAL OPERATING ACTIVE	TAC. & COM SUPP	TRNG	OPER SUPP	ADMIN	SPEC ACTY UTIL TRAN	TEST & TEST SUPP	TOTAL NON-OPER. ACT	MAINT MOD IRAN		OTHER
U.S. AIR FORCE CARGO													
C133A	19	4	4	4									15
C133B	14	7	4	4						3		3	7
C133	33	11	8	8						3		3	22
CARGO HEAVY TUR	33	11	8	8						3		3	22
C 5A	38	38	29	23	5				1	9	8	1	
C 5	38	38	29	23	5				1	9	8	1	
C135A	3	3	3						3				
NC135A	3	3	1						1	2	2		
C135B	4	4	3						3	1	1		
VC135B	5	5	4	4						1		1	
C135	15	15	11	4					7	4	3	1	
VC137B	3	3	3	3									
VC137C	1	1	1	1									
C137	4	4	4	4									
C141A	278	278	239	222	16				1	39	30	9	
NC141A	3	3	3						3				
C141	281	281	242	222	16				4	39	30	9	
CARGO HEAVY JET	338	338	286	253	21				12	52	41	11	
CARGO HEAVY	399	366	309	263	21		1	10	14	57	43	14	33
C 54D	8	4	3					3		1		1	4
VC 54D	4	3	2					2		1		1	1
C 54E	9	6	6				1	5					3
C 54G	13	11	9					9		2		2	2
VC 54G	3	3	3				1	2					

CONFIDENTIAL

DOWNGRADED TO:
 UNCLASSIFIED AFTER 1 YEAR
 Authority: AFM 88-118
 Paragraph 11c, 1 Aug. 88

CONFIDENTIAL

TABLE 35 - USAF AEROSPACE VEHICLE INVENTORY BY FUNCTIONAL DISTRIBUTION														
MISSION DESIGN SERIES	TOTAL	ACTIVE											IN-ACTIVE TOTAL	
		TOTAL ACTIVE	OPERATING							NON-OPERATING				
			TOTAL OPERATING ACTIVE	TAC. & COM SUPP	TRNG	OPER SUPP	ADMIN	SPEC ACTY BUTTL TRAN	TEST & TEST SUPP	TOTAL NON-OPER. ACT	MAINT MOD IRAN	OTHER		
* U.S. AIR FORCE CARGO														
C 54M	4	4	4						4					
C 54	41	31	27					2	25		4		4	10
C118A	43	43	39	8				5	26		4	4		
VC118A	50	50	45	2				29	14		5	4	1	
C118	93	93	84	10				34	40		9	8	1	
C131A	24	24	17	4				4	9		7	7		
VC131A	6	5	4					1	3		1		1	1
C131B	34	34	33					1	8	24	1		1	
C131D	26	26	25	7				16	2		1	1		
VC131D	2	2	2					2						
C131E	7	7	7					2	4	1				
C131	99	98	88	11				26	26	25	10	8	2	1
CT 29A	3	3	2						2		1		1	
T 29	3	3	2						2		1		1	
CARGO MED RCP	236	225	201	21				62	93	25	24	16	8	11
C130E	324	324	268	247	19				1	1	56	52	4	
AC130E	1	1	1							1				
DC130E	7	7	5	5							2	2		
C130	332	332	274	252	19				1	2	58	54	4	
NC131H	1	1	1							1				
VC131H	4	4	3	3							1		1	
C131	5	5	4	3						1	1		1	
CARGO MED TUR	337	337	278	255	19				1	3	59	54	5	
C 9A	12	12	12	12										
C 9	12	12	12	12										
CARGO MED JET	12	12	12	12										
CARGO MED	585	574	491	288	19			62	94	28	83	70	13	11

CONFIDENTIAL

DOWNGRADED TO:
UNCLASSIFIED AFTER 1 YEAR
Authority: AFM 88-118
Paragraph 11c, 1 Aug. 88

CONFIDENTIAL

124

TABLE 35 -- USAF AEROSPACE VEHICLE INVENTORY BY FUNCTIONAL DISTRIBUTION

MISSION DESIGN SERIES	TOTAL	ACTIVE										IN- ACT- IVE TOTAL	
		TOTAL ACTIVE	OPERATING					NON-OPERATING					
			TOTAL OPER- ATING ACTIVE	TAC. & COM SUPP	TRNG	OPER SUPP	ADMIN	SPEC ACTY BUJTL TRAN	TEST & TEST SUPP	TOTAL NON- OPER. ACT	MAINT MOD IRAN		OTHER
U.S. AIR FORCE CARGO													
C 7A	114	108	96	78	18					12	9	3	6
YC 7A	5												5
C 7	119	108	96	78	18					12	9	3	11
C 46D	21	20	20	20									1
C 46	21	20	20	20									1
C 47A	17	14	14	7				7					3
VC 47A	7	4	3					3		1		1	3
C 47D	90	50	39	1	16			22		11	7	4	40
AC 47D	3	3	2		2					1	1		
VC 47D	28	18	12		3			9		6	2	4	10
C 47	145	89	70	8	21			41		19	10	9	56
C117B	2												2
VC117B	1												1
C117	3												3
VT 29A	27	27	26				2	24		1	1		
VT 29B	61	61	57	1			7	49		4	2	2	
NVT 29B	2	2	2					2					
VT 29C	28	28	24				4	20		4	2	2	
VT 29D	54	52	48		1		13	34		4	3	1	2
T 29	172	170	157	1	1		26	129		13	8	5	2
CARGO LIGHT RCP	460	387	343	107	40		26	170		44	27	17	73
VC 6A	1	1	1	1									
C 6	1	1	1	1									
CARGO LIGHT TUR	1	1	1	1									

CONFIDENTIAL

DOWNGRADED TO:
 UNCLASSIFIED AFTER 1 YEAR
 Authority: AFM 85-119
 Paragraph 11a, 1 Aug. 88

CONFIDENTIAL

TABLE 35 -- USAF AEROSPACE VEHICLE INVENTORY BY FUNCTIONAL DISTRIBUTION

MISSION DESIGN SERIES	TOTAL	ACTIVE										IN- ACT- IVE TOTAL		
		TOTAL ACTIVE	OPERATING					NON-OPERATING						
			TOTAL OPER- ATING ACTIVE	TAC. & COM SUPP	TRNG	OPER SUPP	ADMIN	SPEC ACTY UTIL TRAN	TEST & TEST SUPP	TOTAL NON- OPER. ACT	MAINT MOD TRAN		OTHER	
* U.S. AIR FORCE CARGO														
C140A	4	4	4	4										
C140B	5	5	5	5										
VC140B	6	6	6	6										
C140	15	15	15	15										
CARGO LIGHT JET	15	15	15	15										
CARGO LIGHT	476	403	359	123	40		26	170		44	27	17	73	
C123B	5	5	4	52	19			4		1		1		
C123K	93	88	75	52	19			4		13	10	3	5	
VC123K	1	1	1	52	19			1		9	10	4	5	
C123	99	94	80	52	19			9		14	10	4	5	
CARGO ASLT RCP	99	94	80	52	19			9		14	10	4	5	
CARGO ASLT	99	94	80	52	19			9		14	10	4	5	
CARGO	1765	1583	1361	819	100		89	297	56	222	169	53	182	

CONFIDENTIAL

DOWNLOADING BY
 UNCLASSIFIED AFTER 1 YEAR
 AUTHORITY: E.O. 13526
 PROGRAM 104, 1 MAR 88

CONFIDENTIAL

126

TABLE 35 - USAF AEROSPACE VEHICLE INVENTORY BY FUNCTIONAL DISTRIBUTION

MISSION DESIGN SERIES	TOTAL	ACTIVE										IN-ACTIVE TOTAL	
		TOTAL ACTIVE	OPERATING					NON-OPERATING					
			OPER-ATING ACTIVE	TAC. & COM SUPP	TRNG	OPER SUPP	ADMIN	SPEC ACTY BUTIL TRAN	TEST & TEST SUPP	TOTAL NON-OPER. ACT	MAINT MOD IRAN		OTHER
U.S. AIR FORCE TRAINER													
TC 47D	3	3	3			3							
C 47	3	3	3			3							
T 28A	53	52	45			45				7	6	1	1
T 28B	32	32	32			32							
T 28D	5	5	4			4				1		1	
T 28	90	89	81			81				8	6	2	1
T 29A	9	9	8			2		6		1	1		
NT 29A	1	1	1	1									
T 29B	22	13	12			3		9		1	1		9
T 29C	79	79	73			73				6	6		
T 29D	21	21	19			16			3	2	2		
T 29	132	123	113	1		94			18	10	10		9
T 34A	29												29
T 34	29												29
T 41A	184												184
T 41C	52	39	39			39							13
T 41	236	39	39			39							197
TRAINER RCP	490	254	236	1		217			18	18	16	2	236
T 33A	812	378	330	163		68	89	2	8	48	17	31	434
DT 33A	9	4	4						4				5
NT 33A	1	1	1						1				
T 33B	1												1
T 33	823	383	335	163		68	89	2	13	48	17	31	440
T 37B	808	808	787			782			5	21	20	1	
T 37	808	808	787			782			5	21	20	1	

CONFIDENTIAL

DOWNGRADED TO:
UNCLASSIFIED AFTER 1 YEAR
Authority: AFD 65-110
Paragraph 11c, 1 Aug. 68

CONFIDENTIAL

TABLE 35 - USAF AEROSPACE VEHICLE INVENTORY BY FUNCTIONAL DISTRIBUTION

MISSION DESIGN SERIES	TOTAL	ACTIVE											IN-ACTIVE TOTAL	
		TOTAL ACTIVE	OPERATING						NON-OPERATING					
			TOTAL OPERATING ACTIVE	TAC. & COM SUPP	TRNG	OPER SUPP	ADMIN	SPEC ACTY BUTIL TRAN	TEST & TEST SUPP	TOTAL NON-OPER. ACT	MAINT MOD IRAN	OTHER		
U.S. AIR FORCE TRAINER														
T 38A	1034	1034	1018	4	999					15	16	12	4	
NT 38A	2	2	2	1						1				
T 38	1036	1036	1020	5	999					16	16	12	4	
T 39A	132	132	120	2	2		22	92	2	12	12			
NT 39A	1	1	1						1					
T 39B	6	6	3		1			2		3	2	1		
T 39F	3	3	1		1					2	2			
T 39	142	142	125	2	4		22	94	3	17	16	1		
TRAINER JET	2809	2369	2267	170	1853	89	22	96	37	102	65	37	440	
TRAINER	3299	2623	2503	171	2070	89	22	114	37	120	81	39	676	
TRAINER	3299	2623	2503	171	2070	89	22	114	37	120	81	39	676	

CONFIDENTIAL

DOWNGRADED TO:
 UNCLASSIFIED AFTER 1 YEAR
 Authority: AFM 88-110
 Paragraph 11c, 1 Aug. 88

CONFIDENTIAL

128

TABLE 35 - USAF AEROSPACE VEHICLE INVENTORY BY FUNCTIONAL DISTRIBUTION													
MISSION DESIGN SERIES	TOTAL	ACTIVE											IN-ACTIVE TOTAL
		TOTAL ACTIVE	OPERATING						NON-OPERATING				
			TOTAL OPERATING ACTIVE	TAC. & COM SUPP	TRNG	OPER SUPP	ADMIN	SPEC ACTY BUTIL TRAN	TEST & TEST SUPP	TOTAL NON-OPER. ACT	MAINT MOD IRAN	OTHER	
* U.S. AIR FORCE OBSERVE													*
0 1E	10												10
0 1F	1	1									1	1	
0 1	11	1									1	1	10
0 2A	291	291	273	232	37				3	1	18	2	16
0 2B	29	29	29	23	3				3				
0 2	320	320	302	255	40				6	1	18	2	16
OBSERVE RCP	331	321	302	255	40				6	1	19	3	16
OBSERVE	331	321	302	255	40				6	1	19	3	16
OBSERVE	331	321	302	255	40				6	1	19	3	16

CONFIDENTIAL

DOWNGRADED TO:
 UNCLASSIFIED AFTER 1 YEAR
 Authority: AFM 88-110
 Paragraph 11c, 1 Aug. 88

CONFIDENTIAL

TABLE 35 - USAF AEROSPACE VEHICLE INVENTORY BY FUNCTIONAL DISTRIBUTION

MISSION DESIGN SERIES	TOTAL	ACTIVE										IN-ACTIVE TOTAL	
		TOTAL ACTIVE	OPERATING						NON-OPERATING				
			TOTAL OPERATING ACTIVE	TAC. & COM SUPP	TRNG	OPER SUPP	ADMIN	SPEC ACTY UTIL TRAN	TEST & TEST SUPP	TOTAL NON-OPER. ACT	MAINT MOD IRAN		OTHER
U. S. AIR FORCE HELICOP													
HH 198	7	4	1	1							3		3
UH 198	4	1	1	1									3
H 19	11	5	2	2							3		6
CH 218	5	1									1		4
H 21	5	1									1		4
CH 34C	12												12
UH 34D	29												29
UH 34G	22												22
SH 34J	41	18									18	12	6
UH 34J	21												21
H 34	125	18									18	12	6
HELICOP RCP	141	24	2	2							22	12	10
UH 1D	2	2	1					1			1		1
TH 1F	26	26	26	9	16				1				
UH 1F	74	74	70	62					2	6	4	4	
UH 1N	79	79	70	50	12					8	9	2	7
UH 1P	19	19	15	13						2	4	1	3
H 1	200	200	182	134	28			1	3	16	18	7	11
CH 3B	6	6	6							6			
CH 3C	10	10	9		9						1		1
CH 3E	45	43	39	31	5					3	4		4
HH 3E	42	42	39	36	3						3	3	
H 3	103	101	93	67	17					9	8	3	5
YOH 6A	1	1	1										
H 6	1	1	1										

CONFIDENTIAL

DOWNGRADED TO:
 UNCLASSIFIED AFTER 1 YEAR
 AUTHORITY: AFM 88-110
 Paragraph 11c, 1 Aug 88

CONFIDENTIAL

130

TABLE 35 - USAF AEROSPACE VEHICLE INVENTORY BY FUNCTIONAL DISTRIBUTION

MISSION DESIGN SERIES	TOTAL	ACTIVE											IN-ACTIVE TOTAL	
		TOTAL ACTIVE	OPERATING							NON-OPERATING				
			TOTAL OPERATING ACTIVE	TAC. & COM SUPP	TRNG	OPER SUPP	ADMIN	SPEC ACTY BUTIL TRAN	TEST & TEST SUPP	TOTAL NON-OPER. ACT	MAINT MOD IRAN	OTHER		
* U.S. AIR FORCE HELICOP														
HH 43B	138	137	127	113	14						10	7	3	1
HH 43F	10	10	9	9							1	1		
H 43	148	147	136	122	14						11	8	3	1
HH 53B	6	6	3	2	1						3	1	2	
CH 53C	11	11	10	7	3						1		1	
HH 53C	37	36	34	29	4				1		2	1	1	1
H 53	54	53	47	38	8				1		6	2	4	1
HELICOP TUR	506	502	459	361	67			1	3	27	43	20	23	4
HELICOP	647	526	461	363	67			1	3	27	65	32	33	121
HELICOP	647	526	461	363	67			1	3	27	65	32	33	121

CONFIDENTIAL

DOWNGRADED TO:
 UNCLASSIFIED AFTER 1 YEAR
 Authority: AFM 88-110
 Paragraph 11c, 1 Aug. 88

CONFIDENTIAL

TABLE 35 - USAF AEROSPACE VEHICLE INVENTORY BY FUNCTIONAL DISTRIBUTION

MISSION DESIGN SERIES	TOTAL	ACTIVE											IN-ACTIVE TOTAL		
		TOTAL ACTIVE	OPERATING						NON-OPERATING						
			TOTAL OPERATING ACTIVE	TAC. & COM SUPP	TRNG	OPER SUPP	ADMIN	SPEC ACTY UTIL TRAN	TEST & TEST SUPP	TOTAL NON-OPER. ACT	MAINT MOD IRAN	OTHER			
U.S. AIR FORCE ATTACK															
A 26A	13														13
A 26	13														13
AC119G	24	24	22	15	7						2	1	1		
C119	24	24	22	15	7						2	1	1		
ATTACK TACT RCP	37	24	22	15	7						2	1	1	13	
AC130A	16	16	10	8	1					1	6	5	1		
C130	16	16	10	8	1					1	6	5	1		
ATTACK TACT TUR	16	16	10	8	1					1	6	5	1		
A 3A	1	1									1		1		
A 3	1	1									1		1		
A 37A	7	4									4		4	3	
A 37B	87	87	72	48	23					1	15	6	9		
A 37	94	91	72	48	23					1	19	6	13	3	
AC119K	24	24	20	14	6						4	2	2		
C119	24	24	20	14	6						4	2	2		
AT 33A	36	34	33		33						1	1		2	
T 33	36	34	33		33						1	1		2	
ATTACK TACT JET	155	150	125	62	62					1	25	9	16	5	
ATTACK TACT	208	190	157	85	70					2	33	15	18	18	
A 7D	128	128	123	80	35					8	5	1	4		
A 7	128	128	123	80	35					8	5	1	4		
ATTACK LIGHT TUR	128	128	123	80	35					8	5	1	4		
ATTACK LIGHT	128	128	123	80	35					8	5	1	4		

CONFIDENTIAL

DOWNGRADED TO:
 UNCLASSIFIED AFTER 1 YEAR
 Authority: AFM 88-110
 Paragraph 11c, 7 Aug. 88

CONFIDENTIAL

132

TABLE 35 -- USAF AEROSPACE VEHICLE INVENTORY BY FUNCTIONAL DISTRIBUTION

MISSION DESIGN SERIES	TOTAL	ACTIVE										IN- ACT- IVE TOTAL		
		TOTAL ACTIVE	TOTAL OPER- ATING ACTIVE	TAC. & COM SUPP	TRNG	OPER SUPP	ADMIN	OPERATING			NON-OPERATING			
								SPEC ACTY BUTIL TRAN	TEST & TEST SUPP	TOTAL NON- OPER. ACT	MAINT MOD TRAN		OTHER	
U.S. AIR FORCE ATTACK														
AC123K	2													2
C123	2													2
ATTACK ASLT JET	2													2
ATTACK ASLT	2													2
ATTACK	338	318	280	165	105				10	38	16	22	20	

CONFIDENTIAL

DOWNGRADED TO:
 UNCLASSIFIED AFTER 1 YEAR
 Authority: AFM 88-118
 Paragraph 11e, 1 Aug. 88

CONFIDENTIAL

TABLE 35 -- USAF AEROSPACE VEHICLE INVENTORY BY FUNCTIONAL DISTRIBUTION

MISSION DESIGN SERIES	TOTAL	ACTIVE										IN-ACTIVE TOTAL			
		TOTAL ACTIVE	OPERATING						NON-OPERATING						
			TOTAL OPERATING ACTIVE	TAC. & COM SUPP	TRNG	OPER SUPP	ADMIN	SPEC ACTY UTIL TRAN	TEST & TEST SUPP	TOTAL NON-OPER. ACT	MAINT MOD IRAN		OTHER		
U. S. AIR FORCE UTILITY															
U 1A	3	3	3							3					
U 1	3	3	3							3					
U 3A	27	10	9	3						6	1	1	1	17	
U 3B	9	9	8	2						4	1	1			
U 3	36	19	17	5						10	2	1	1	17	
U 4A	2													2	
U 4B	2	2	2			2									
U 4	4	2	2			2								2	
U 6A	32	7	7	7										25	
U 6	32	7	7	7										25	
U 7A	5													5	
U 7	5													5	
U 10A	4	3	2	2							1		1	1	
U 10B	11	9	6	6						3		1	2	2	
U 10D	10	6	5		5					1		1		4	
U 10	25	18	13	8	5					5		2	3	7	
U 18A	4	1									1		1	3	
U 18B	6													6	
U 18C	2													2	
U 18	12	1									1		1	11	
UTILITY RCP	117	50	42	20	7					13	2	8	3	5	67
UTILITY	117	50	42	20	7					13	2	8	3	5	67
UC123K	32	29	18	16						2		11	6	5	3
C123	32	29	18	16						2		11	6	5	3
UTILITY ASLT RCP	32	29	18	16						2		11	6	5	3
UTILITY ASLT	32	29	18	16						2		11	6	5	3
UTILITY	149	79	60	36	7					15	2	19	9	10	70
USAF TOTAL	11832	10421	9143	5303	2919	89	112	449	271	1278	834	444	1411		

Source: Data Applications Division, Data Services Center, Comptroller of the Air Force

CONFIDENTIAL

UNCLASSIFIED TO:
 UNCLASSIFIED AFTER 1 YEAR
 Authority: AFM 88-10
 Paragraph 11c, 11d, 11e

CONFIDENTIAL

TABLE 36 - FUNCTIONAL DISTRIBUTION OF USAF AIRCRAFT BY MISSION, WORLD-WIDE, AT END OF QUARTER - FY 1971

MISSION OF AIRCRAFT	AIRCRAFT TOTAL	ACTIVE											INACTIVE TOTAL
		Total	Operating							Non-Operating			
			Total	Tactical and Combat Support	Training	Operational Support	Administrative	Special Activity and Utility Transport	Test and Test Support	Total	Maintenance, Modification and IRAN	Other	
30 SEPTEMBER 1970													
TOTAL	<u>12,508</u>	<u>11,049</u>	<u>9,765</u>	<u>5,738</u>	<u>3,045</u>	<u>41</u>	<u>114</u>	<u>520</u>	<u>307</u>	<u>1,284</u>	<u>844</u>	<u>440</u>	<u>1,459</u>
Bomber	774	582	516	477	14	-	-	2	23	66	49	17	192
Tanker	668	664	632	618	-	-	-	-	14	32	32	-	4
Fighter	3,283	3,051	2,446	1,787	554	-	-	7	98	605	391	214	232
Reconnaissance	1,008	974	859	751	86	-	-	-	22	115	86	29	34
Search and Rescue	109	84	76	72	-	-	-	1	3	8	6	2	25
Special Research	2	-	-	-	-	-	-	-	-	-	-	-	2
Cargo	1,951	1,808	1,599	972	91	-	94	373	69	209	157	52	143
Trainer	3,292	2,617	2,500	221	2,073	41	19	112	34	117	95	22	675
Helicopter	505	469	422	324	69	-	1	3	25	47	15	32	36
Attack	310	274	237	124	97	-	-	-	16	37	5	32	36
Utility	166	86	74	46	7	-	-	19	2	12	3	9	80
Observer	440	440	404	346	54	-	-	3	1	36	5	31	-
31 DECEMBER 1970													
TOTAL	<u>12,435</u>	<u>10,887</u>	<u>9,614</u>	<u>5,671</u>	<u>2,965</u>	<u>43</u>	<u>111</u>	<u>522</u>	<u>302</u>	<u>1,273</u>	<u>827</u>	<u>446</u>	<u>1,548</u>
Bomber	789	600	530	494	12	-	-	2	22	70	50	20	189
Tanker	667	663	635	621	-	-	-	-	14	28	28	-	4
Fighter	3,269	3,013	2,391	1,798	497	-	-	6	90	622	385	237	256
Reconnaissance	951	910	802	701	76	-	-	1	24	108	70	38	41
Search and Rescue	109	88	73	63	5	-	-	2	3	15	12	3	21
Special Research	2	-	-	-	-	-	-	-	-	-	-	-	2
Cargo	1,952	1,767	1,582	953	92	-	93	372	72	185	150	35	185
Trainer	3,296	2,612	2,462	209	2,047	43	17	112	34	150	106	44	684
Helicopter	519	480	439	331	77	-	1	4	26	41	13	28	39
Attack	304	260	248	134	100	-	-	-	14	12	4	8	44
Utility	164	81	73	46	5	-	-	20	2	8	5	3	83
Observer	413	413	379	321	54	-	-	3	1	34	4	30	-

CONFIDENTIAL

DOWNGRADED TO:
 UNCLASSIFIED AFTER 1 YEAR
 Authority: AFM 88-119
 Paragraph 11c, 1 Aug. 68

CONFIDENTIAL

31 MARCH 1971													
TOTAL	<u>12,298</u>	<u>10,748</u>	<u>9,408</u>	<u>5,404</u>	<u>3,018</u>	<u>78</u>	<u>115</u>	<u>493</u>	<u>200</u>	<u>1,340</u>	<u>877</u>	<u>463</u>	<u>1,550</u>
Bomber	736	623	547	508	12	-	-	2	25	76	52	24	113
Tanker	665	661	634	620	-	-	-	-	14	27	27	-	4
Fighter	3,165	2,932	2,303	1,685	519	-	-	7	92	629	416	213	233
Reconnaissance	880	861	754	658	68	-	-	3	25	107	67	40	19
Search and Rescue	103	82	74	67	4	-	-	1	2	8	6	2	21
Special Research	2	-	-	-	-	-	-	-	-	-	-	-	2
Cargo	1,954	1,694	1,475	853	116	-	95	347	64	219	169	50	260
Trainer	3,296	2,615	2,508	185	2,082	78	19	106	38	107	75	32	681
Helicopter	645	532	445	345	70	-	1	3	26	87	32	55	113
Attack	335	305	262	158	93	-	-	-	11	43	14	29	30
Utility	160	86	71	42	6	-	-	21	2	15	10	5	74
Observer	357	357	335	283	48	-	-	3	1	22	9	13	-

30 JUNE 1971													
TOTAL	<u>11,832</u>	<u>10,421</u>	<u>9,143</u>	<u>5,303</u>	<u>2,919</u>	<u>89</u>	<u>112</u>	<u>449</u>	<u>271</u>	<u>1,278</u>	<u>834</u>	<u>444</u>	<u>1,411</u>
Bomber	737	622	536	504	11	-	-	2	19	86	63	23	115
Tanker	663	662	631	617	-	-	-	-	14	31	30	1	1
Fighter	2,936	2,764	2,219	1,685	446	-	-	8	80	545	349	196	172
Reconnaissance	873	841	721	627	69	-	-	3	22	120	71	49	32
Search and Rescue	92	82	69	61	4	-	-	1	3	13	11	2	10
Special Research	2	-	-	-	-	-	-	-	-	-	-	-	2
Cargo	1,765	1,583	1,361	819	100	-	89	297	56	222	169	53	182
Trainer	3,299	2,623	2,503	171	2,070	89	22	114	37	120	81	39	676
Helicopter	647	526	461	363	67	-	1	3	27	65	32	33	121
Attack	338	318	280	165	105	-	-	-	10	38	16	22	20
Utility	149	79	60	36	7	-	-	15	2	19	9	10	70
Observer	331	321	302	255	40	-	-	6	1	19	3	16	10

Source: Data Applications Division, Data Services Center, Comptroller of the Air Force

CONFIDENTIAL

DOWNGRADED TO:
 UNCLASSIFIED AFTER 1 YEAR
 Authority: AFM 88-118
 Paragraph 11c, 1 Aug. 88

CONFIDENTIAL

TABLE 37 - FUNCTIONAL DISTRIBUTION OF USAF AIRCRAFT AT END OF QUARTER, AND HOURS FLOWN DURING QUARTER, BY COMMAND, WORLD-WIDE - FY 1971

COMMAND	TOTAL FLYING HOURS	TOTAL	ACTIVE										IN-ACTIVE TOTAL	
			Total Active	Operating						Non-Operating				
				Total	Tactical and Combat Support	Training	Operational Support	Administrative	Special Activity and Utility Transport	Test and Test Support	Total	Maintenance, Modification, and IRAN		Other
30 SEPTEMBER 1970														
TOTAL	1,479,584	12,508	11,049	9,765	5,738	2,045	41	114	520	307	1,284	844	440	1,459
Aerospace Defense Command.	66,792	716	713	653	466	137	-	4	46	-	60	44	16	3
Air Force Communications Service	3,833	21	21	20	16	-	-	1	3	-	1	1	-	-
Air Force Logistics Command.	10,567	1,481	291	72	6	3	1	10	30	22	219	145	74	1,190
Air Force Systems Command.	24,767	506	484	351	1	31	1	10	25	283	133	68	65	22
Air Training Command	336,080	2,314	2,117	2,029	2	1,996	-	8	23	-	88	65	23	197
Air University	2,908	24	23	23	-	-	9	3	11	-	-	-	-	1
Alaskan Air Command.	7,580	66	65	64	56	-	-	2	6	-	1	1	-	1
Headquarters Command, USAF	20,077	126	124	115	21	3	30	22	38	1	9	8	1	2
Military Airlift Command	228,590	758	750	686	635	10	-	7	34	-	64	44	20	8
Pacific Air Forces	337,211	2,074	2,064	1,750	1,674	-	-	6	70	-	314	176	138	10
Strategic Air Command.	177,180	1,392	1,380	1,342	1,224	3	-	8	107	-	38	35	3	12
Tactical Air Command	198,772	2,257	2,250	1,970	1,035	862	-	12	60	1	280	217	63	7
U S Air Forces In Europe	60,423	720	718	650	577	-	-	19	54	-	68	39	29	2
USAF Security Services	1,289	7	7	7	-	-	-	-	7	-	-	-	-	-
USAF Southern Command.	3,785	46	42	33	25	-	-	2	6	-	9	1	8	4
31 DECEMBER 1970														
TOTAL	1,368,928	12,435	10,887	9,614	5,671	2,965	43	111	522	302	1,273	827	446	1,548
Aerospace Defense Command.	62,639	692	689	645	457	137	-	4	47	-	44	36	8	3
Air Force Communications Service	3,395	28	20	19	14	-	-	1	4	-	1	1	-	-
Air Force Logistics Command.	9,588	1,596	311	75	9	4	2	10	32	18	236	136	100	1,285
Air Force Systems Command.	22,350	472	450	350	-	33	1	8	25	283	100	52	48	22
Air Training Command	302,102	2,315	2,117	2,013	2	1,981	-	8	22	-	104	78	26	198
Air University	2,928	22	21	20	-	-	10	2	8	-	1	1	-	1
Alaskan Air Command.	7,085	74	73	69	61	-	-	2	6	-	4	3	1	1
Headquarters Command, USAF	18,627	124	122	115	19	3	30	21	41	1	7	7	-	2
Military Airlift Command.	218,985	772	764	698	637	20	-	7	34	-	66	46	20	8
Pacific Air Forces	303,900	1,844	1,839	1,623	1,547	-	-	7	69	-	216	121	95	5

CONFIDENTIAL

DOWNGRADED TO:
 UNCLASSIFIED AFTER 1 YEAR
 Authority: AFM 88-110
 Paragraph 11c, 1 Aug 88

CONFIDENTIAL

TABLE 37 - FUNCTIONAL DISTRIBUTION OF USAF AIRCRAFT AT END OF QUARTER, AND HOURS FLOWN DURING QUARTER, BY COMMAND, WORLD-WIDE - FY 1971 (CONTINUED)

COMMAND	TOTAL FLYING HOURS	TOTAL	ACTIVE											IN-ACTIVE TOTAL
			Total Active	Operating							Non-Operating			
				Total	Tactical and Combat Support	Training	Operational Support	Administrative	Special Activity and Utility Transport	Test and Test Support	Total	Maintenance, Modification, and IRAN	Other	
31 DECEMBER 1970														
Strategic Air Command	160,817	1,409	1,398	1,345	1,227	3	-	7	108	-	53	42	11	11
Tactical Air Command	194,822	2,363	2,357	1,960	1,105	784	-	13	58	-	397	283	114	6
U S Air Forces In Europe	57,259	687	686	644	571	-	-	19	54	-	42	21	21	1
USAF Security Services	1,270	7	7	7	-	-	-	-	7	-	-	-	-	-
USAF Southern Command	3,161	38	33	31	22	-	-	2	7	-	2	-	2	5
31 MARCH 1971														
TOTAL	1,366,840	12,298	10,748	9,408	5,404	3,018	78	115	493	300	1,340	877	463	1,550
Aerospace Defense Command	62,303	661	658	590	409	133	-	5	43	-	68	41	27	3
Air Force Communications Service	3,761	24	23	22	17	-	-	1	4	-	1	-	1	1
Air Force Logistics Command	9,890	1,666	378	76	13	1	8	10	25	19	302	178	124	1,288
Air Force Systems Command	19,767	495	473	349	-	32	2	9	26	280	124	44	80	22
Air Training Command	303,223	2,322	2,123	2,056	3	2,023	-	8	22	-	67	45	22	199
Air University	2,415	16	15	14	-	-	5	3	6	-	1	1	-	1
Alaskan Air Command	7,611	74	73	65	57	-	-	2	6	-	8	7	1	1
Headquarters Command, USAF	18,367	139	137	127	26	3	37	22	38	1	10	10	-	2
Military Airlift Command	205,353	762	754	683	603	40	-	7	33	-	71	50	21	8
Pacific Air Forces	318,662	1,704	1,700	1,513	1,442	-	1	8	62	-	187	129	58	4
Strategic Air Command	165,054	1,414	1,403	1,345	1,228	3	-	7	107	-	58	45	13	11
Tactical Air Command	193,309	2,292	2,289	1,911	1,034	783	25	14	55	-	378	293	85	3
U S Air Forces In Europe	52,779	678	676	614	546	-	-	17	51	-	62	34	28	2
USAF Security Services	1,162	7	7	7	-	-	-	-	7	-	-	-	-	-
USAF Southern Command	3,184	44	39	36	26	-	-	2	8	-	3	-	3	5

CONFIDENTIAL

DOWNGRADED TO:
UNCLASSIFIED AFTER 1 YEAR
Authority: AFM 88-110
Paragraph 11c, 1 Aug. 88

CONFIDENTIAL

TABLE 37 — FUNCTIONAL DISTRIBUTION OF USAF AIRCRAFT AT END OF QUARTER, AND HOURS FLOWN DURING QUARTER, BY COMMAND, WORLD-WIDE — FY 1971 (CONTINUED)

COMMAND	TOTAL FLYING HOURS	TOTAL	ACTIVE										IN-ACTIVE TOTAL	
			Total Active	Operating						Non-Operating				
				Total	Tactical and Combat Support	Training	Operational Support	Administrative	Special Activity and Utility Transport	Test and Test Support	Total	Maintenance, Modification, and TRAN		Other
30 JUNE 1971														
TOTAL	1,368,031	11,832	10,421	9,143	5,303	2,919	89	112	449	271	1,278	834	444	1,411
Aerospace Defense Command	57,481	549	544	495	365	83	-	4	43	-	49	35	14	5
Air Force Communications Service	3,552	22	21	19	14	-	-	1	4	-	2	2	-	1
Air Force Logistics Command	11,205	1,578	426	80	14	2	14	9	27	14	346	220	126	1,152
Air Force Systems Command	24,744	456	433	325	1	32	2	8	26	256	108	47	61	23
Air Training Command	316,758	2,267	2,083	2,015	4	1,986	-	8	17	-	68	43	25	184
Air University	2,298	18	17	16	-	-	6	3	7	-	1	-	1	1
Alaskan Air Command	7,785	80	79	76	69	-	-	2	5	-	3	2	1	1
Headquarters Command, USAF	20,169	131	128	118	16	3	37	23	38	1	10	10	-	3
Military Airlift Command	200,129	813	804	729	597	91	-	9	32	-	75	54	21	9
Pacific Air Forces	293,291	1,566	1,562	1,396	1,318	7	1	7	63	-	166	98	68	4
Strategic Air Command	169,465	1,395	1,384	1,328	1,231	3	1	7	86	-	56	43	13	11
Tactical Air Command	198,393	2,195	2,188	1,868	1,076	712	27	12	41	-	320	244	76	7
U S Air Forces In Europe	58,836	712	708	638	572	-	1	17	48	-	70	36	34	4
USAF Security Services	1,072	6	6	6	-	-	-	-	6	-	-	-	-	-
USAF Southern Command	2,853	43	38	34	26	-	-	2	6	-	4	-	4	5
Air Academy	-	1	-	-	-	-	-	-	-	-	-	-	-	1

Source: Data Applications Division, Data Services Center, Comptroller of the Air Force.

CONFIDENTIAL

DOWNGRADED TO:
 UNCLASSIFIED AFTER 1 YEAR
 Authority: AFM 88-110
 Paragraph 11c, 1 Aug. 88

CONFIDENTIAL

TABLE 38 - FUNCTIONAL DISTRIBUTION OF USAF MISSILES AND DRONES BY MISSION, DESIGN, AND SERIES, WORLD-WIDE, BY QUARTER - FY 1971

MISSION, DESIGN, AND SERIES	MIS- SILE TOTAL	ACTIVE							INAC- TIVE TOTAL	
		Total	Operating			Non-Operating				
			Total	Tacti- cal and Combat Sup- port	Train- ing	Test and Test Sup- port	Total	Mainte- nance, Modifi- cation and IRAN		Other
30 September 1970										
MISSILE - TOTAL	<u>2,418</u>	<u>2,151</u>	<u>1,783</u>	<u>1,715</u>	<u>7</u>	<u>61</u>	<u>368</u>	<u>33</u>	<u>335</u>	<u>267</u>
STRATEGIC - TOTAL	<u>2,122</u>	<u>1,955</u>	<u>1,596</u>	<u>1,579</u>	<u>1</u>	<u>16</u>	<u>359</u>	<u>33</u>	<u>326</u>	<u>167</u>
CGM-16E (Atlas)	23	-	-	-	-	-	-	-	-	23
HGM-16E (Atlas)	33	9	2	-	-	2	7	6	1	24
PGM-17A (Thor)	6	1	-	-	-	-	1	1	-	5
ADM-20C (Quail)	430	430	430	430	-	-	-	-	-	-
HGM-25A (Titan)	2	-	-	-	-	-	-	-	-	2
LGM-25C (Titan)	69	62	54	54	-	-	8	2	6	7
AGM-28A (Hound Dog)	29	2	-	-	-	-	2	-	2	27
AGM-28B (Hound Dog)	350	350	348	348	-	-	2	-	2	-
LGM-30A (Minuteman)	43	23	7	7	-	-	16	16	-	20
LGM-30B (Minuteman)	524	493	454	451	1	2	39	2	37	31
LGM-30F (Minuteman)	571	543	298	289	-	9	245	6	239	28
LGM-30G (Minuteman)	42	42	3	-	-	3	39	-	39	-
TACTICAL - TOTAL	<u>81</u>	<u>47</u>	<u>45</u>	<u>-</u>	<u>-</u>	<u>45</u>	<u>2</u>	<u>-</u>	<u>2</u>	<u>34</u>
MGM-13A (Mace)	8	8	8	-	-	8	-	-	-	-
CGM-13B (Mace)	73	39	37	-	-	37	2	-	2	34
AIR DEFENSE - TOTAL	<u>215</u>	<u>149</u>	<u>142</u>	<u>136</u>	<u>6</u>	<u>-</u>	<u>7</u>	<u>-</u>	<u>7</u>	<u>66</u>
CIM-10A (Bomarc)	13	3	3	-	3	-	-	-	-	10
CIM-10B (Bomarc)	202	146	139	136	3	-	7	-	7	56
DRONE TOTAL	<u>357</u>	<u>307</u>	<u>98</u>	<u>8</u>	<u>65</u>	<u>25</u>	<u>209</u>	<u>1</u>	<u>208</u>	<u>50</u>
MISSILE DRONE - TOTAL	<u>324</u>	<u>277</u>	<u>84</u>	<u>2</u>	<u>61</u>	<u>21</u>	<u>193</u>	<u>-</u>	<u>193</u>	<u>47</u>
CGM-10A	3	3	3	-	3	-	-	-	-	-
MGM-13A	7	7	7	-	-	7	-	-	-	-
BQM-34A	314	267	74	2	58	14	193	-	193	47
AIRCRAFT DRONE - TOTAL	<u>33</u>	<u>30</u>	<u>14</u>	<u>6</u>	<u>4</u>	<u>4</u>	<u>16</u>	<u>1</u>	<u>15</u>	<u>3</u>
QF-104A	4	4	4	-	-	4	-	-	-	-
YQU-22A	4	1	-	-	-	-	1	-	1	3
QU-22B	25	25	10	6	4	-	15	1	14	-
31 December 1970										
MISSILE - TOTAL	<u>2,397</u>	<u>2,130</u>	<u>1,720</u>	<u>1,668</u>	<u>6</u>	<u>46</u>	<u>410</u>	<u>35</u>	<u>375</u>	<u>267</u>
STRATEGIC - TOTAL	<u>2,118</u>	<u>1,952</u>	<u>1,549</u>	<u>1,532</u>	<u>1</u>	<u>16</u>	<u>403</u>	<u>35</u>	<u>368</u>	<u>166</u>
CGM-16E (Atlas)	23	-	-	-	-	-	-	-	-	23
HGM-16F (Atlas)	34	9	2	-	-	2	7	6	1	25
PGM-17A (Thor)	6	5	-	-	-	-	5	5	-	1
ADM-20C (Quail)	430	430	430	430	-	-	-	-	-	-
HGM-25A (Titan)	2	-	-	-	-	-	-	-	-	2
LGM-25C (Titan)	69	59	53	53	-	-	6	-	6	10
AGM-28A (Hound Dog)	28	1	-	-	-	-	1	-	1	27
AGM-28B (Hound Dog)	347	347	345	345	-	-	2	-	2	-

CONFIDENTIAL

DOWNGRADED TO:
 UNCLASSIFIED AFTER 1 YEAR
 Authority: APM 06-110
 Paragraph 11c, 1 Aug. 88

CONFIDENTIAL

TABLE 38 - FUNCTIONAL DISTRIBUTION OF USAF MISSILES AND DRONES BY MISSION, DESIGN, AND SERIES, WORLD-WIDE, BY QUARTER - FY 1971 (CONTINUED)

MISSION, DESIGN, AND SERIES	MIS-SILE TOTAL	ACTIVE							INACTIVE TOTAL
		Total	Operating			Non-Operating			
			Total	Tactical and Combat Support	Training	Test and Test Support	Total	Maintenance, Modification and IRAN	

31 DECEMBER 1970 (Continued)

STRATEGIC - TOTAL (Continued)										
LCM-30A (Minuteman)	34	23	7	7	-	-	16	16	-	11
LCM-30B (Minuteman)	514	474	434	431	1	2	40	2	38	40
LCM-30F (Minuteman)	564	537	265	256	-	9	272	6	266	27
LCM-30G (Minuteman)	67	67	13	10	-	3	54	-	54	-
TACTICAL - TOTAL	<u>66</u>	<u>30</u>	<u>30</u>	-	-	<u>30</u>	-	-	-	<u>36</u>
MCM-13A (Mace)	1	1	1	-	-	1	-	-	-	-
CGM-13B (Mace)	65	29	29	-	-	29	-	-	-	36
AIR DEFENSE - TOTAL	<u>213</u>	<u>148</u>	<u>141</u>	<u>136</u>	<u>5</u>	-	<u>7</u>	-	<u>7</u>	<u>65</u>
CTM-10A (Bomarc)	12	3	3	-	3	-	-	-	-	9
CTM-10B (Bomarc)	201	145	138	136	2	-	7	-	7	56
DRONE - TOTAL	<u>361</u>	<u>308</u>	<u>103</u>	<u>15</u>	<u>64</u>	<u>24</u>	<u>205</u>	<u>1</u>	<u>204</u>	<u>53</u>
MISSILE DRONE - TOTAL	<u>327</u>	<u>282</u>	<u>82</u>	<u>2</u>	<u>60</u>	<u>20</u>	<u>200</u>	-	<u>200</u>	<u>45</u>
CGM-10A	2	2	2	-	2	-	-	-	-	-
MCM-13A	2	2	2	-	-	2	-	-	-	-
MCM-13B	4	4	4	-	-	4	-	-	-	-
BGM-34A	319	274	74	2	58	14	200	-	200	45
AIRCRAFT DRONE - TOTAL	<u>34</u>	<u>26</u>	<u>21</u>	<u>13</u>	<u>4</u>	<u>4</u>	<u>5</u>	<u>1</u>	<u>4</u>	<u>8</u>
QF-104A	4	4	4	-	-	4	-	-	-	-
YQU-22A	4	-	-	-	-	-	-	-	-	4
QU-22B	26	22	17	13	4	-	5	1	4	4

31 MARCH 1971

MISSILE - TOTAL	<u>2,412</u>	<u>2,143</u>	<u>1,833</u>	<u>1,786</u>	<u>30</u>	<u>17</u>	<u>310</u>	<u>37</u>	<u>273</u>	<u>269</u>
STRATEGIC - TOTAL	<u>2,139</u>	<u>1,970</u>	<u>1,667</u>	<u>1,651</u>	<u>1</u>	<u>15</u>	<u>303</u>	<u>37</u>	<u>266</u>	<u>169</u>
CGM-16E (Atlas)	23	-	-	-	-	-	-	-	-	23
HGM-16F (Atlas)	33	8	1	-	-	1	7	6	1	25
PCM-17A (Thor)	6	6	-	-	-	-	6	6	-	-
ADM-20C (Quail)	430	430	429	429	-	-	1	1	-	-
HGM-25A (Titan)	2	-	-	-	-	-	-	-	-	2
LCM-25C (Titan)	69	59	53	53	-	-	6	-	6	10
AGM-28A (Hound Dog)	28	1	-	-	-	-	1	-	1	27
AGM-28B (Hound Dog)	343	343	341	341	-	-	2	-	2	-
LCM-30A (Minuteman)	32	23	7	7	-	-	16	16	-	9
LCM-30B (Minuteman)	508	457	423	420	1	2	34	3	31	51
LCM-30F (Minuteman)	561	539	400	391	-	9	139	5	134	22
LCM-30G (Minuteman)	104	104	13	10	-	3	91	-	91	-
TACTICAL - TOTAL	<u>62</u>	<u>26</u>	<u>26</u>	-	<u>24</u>	<u>2</u>	-	-	-	<u>36</u>
MCM-13A (Mace)	1	1	1	-	-	1	-	-	-	-
CGM-13B (Mace)	61	25	25	-	24	1	-	-	-	36

CONFIDENTIAL

DOWNGRADED TO:
UNCLASSIFIED AFTER 1 YEAR
Authority: AFM 88-110
Paragraph 11c, 1 Aug. 88

CONFIDENTIAL

TABLE 38 - FUNCTIONAL DISTRIBUTION OF USAF MISSILES AND DRONES BY MISSION, DESIGN, AND SERIES, WORLD-WIDE, BY QUARTER - FY - 1971 (CONTINUED)

MISSION, DESIGN, AND SERIES	MIS- SILE TOTAL	ACTIVE							INAC- TIVE TOTAL	
		Total	Operating			Non-Operating				
			Total	Tacti- cal and Combat Sup- port	Train- ing	Test and Test Sup- port	Total	Mainte- nance, Modifi- cation and IRAN		Other
31 MARCH 1971 (Continued)										
<u>AIR DEFENSE - TOTAL</u>	211	147	140	135	5	-	7	-	7	64
CIM-10A (Bomarc)	11	3	3	-	3	-	-	-	-	8
CIM-10B (Bomarc)	200	144	137	135	2	-	7	-	7	56
 <u>DRONE - TOTAL</u>	 393	 354	 105	 20	 68	 17	 249	 6	 243	 39
<u>MISSILE DRONE - TOTAL</u>	365	326	79	2	64	13	247	4	243	39
CGM-10A	2	2	2	-	2	-	-	-	-	-
MQM-13A	-	-	-	-	-	-	-	-	-	-
MQM-13B	4	4	4	-	4	-	-	-	-	-
BQM-34A	359	320	73	2	58	13	247	4	243	39
 <u>AIRCRAFT DRONE - TOTAL</u>	 28	 28	 26	 18	 4	 4	 2	 2	 -	 -
QF-104A	3	3	3	-	-	3	-	-	-	-
YQU-22A	-	-	-	-	-	-	-	-	-	-
QU-22B	25	25	23	18	4	1	2	2	-	-
30 JUNE 1971										
<u>MISSILE - TOTAL</u>	2,390	2,173	1,793	1,735	42	16	380	38	342	217
<u>STRATEGIC - TOTAL</u>	2,125	1,989	1,616	1,600	1	15	373	38	335	136
CGM-16E (Atlas)	23	-	-	-	-	-	-	-	-	23
HCM-16F (Atlas)	32	7	1	-	-	1	6	5	1	25
PGM-17A (Thor)	6	6	-	-	-	-	6	6	-	-
ADM-20C (Quail)	430	430	429	429	-	-	1	1	-	-
HCM-25A (Titan)	2	-	-	-	-	-	-	-	-	2
LGM-25C (Titan)	68	59	53	53	-	-	6	-	6	9
AGM-28A (Hound Dog)	28	1	-	-	-	-	1	-	1	27
AGM-28B (Hound Dog)	342	342	340	340	-	-	2	-	2	-
LGM-30A (Minuteman)	30	23	7	7	-	-	16	16	-	7
LGM-30B (Minuteman)	470	440	399	396	1	2	41	2	39	30
LGM-30F (Minuteman)	558	545	374	365	-	9	171	8	163	13
LGM-30G (Minuteman)	136	136	13	10	-	3	123	-	123	-
 <u>TACTICAL - TOTAL</u>	 59	 38	 38	 -	 37	 1	 -	 -	 -	 21
MQM-13A (Mace)	1	1	1	-	-	1	-	-	-	-
CGM-13B (Mace)	58	37	37	-	37	-	-	-	-	21
 <u>AIR DEFENSE - TOTAL</u>	 206	 146	 139	 135	 4	 -	 7	 -	 7	 60
CIM-10A (Bomarc)	7	3	3	-	3	-	-	-	-	4
CIM-10B (Bomarc)	199	143	136	135	1	-	7	-	7	56
 <u>DRONE - TOTAL</u>	 428	 389	 121	 20	 65	 36	 268	 4	 264	 39
<u>MISSILE DRONE - TOTAL</u>	400	361	94	2	61	31	267	4	263	39
CGM-10A	5	5	1	-	1	-	4	-	4	-
MQM-13A	-	-	-	-	-	-	-	-	-	-
MQM-13B	4	4	4	-	4	-	-	-	-	-

CONFIDENTIAL

DOWNGRADED TO:
 UNCLASSIFIED AFTER 1 YEAR
 Authority: AFM 88-110
 Paragraph 11c, 1 Aug. 88

CONFIDENTIAL**TABLE 38 - FUNCTIONAL DISTRIBUTION OF USAF MISSILES AND DRONES BY MISSION, DESIGN, AND SERIES, WORLD-WIDE, BY QUARTER - FY 1971 (CONTINUED)**

MISSION, DESIGN, AND SERIES	MIS- SILE TOTAL	ACTIVE								INAC- TIVE TOTAL
		Total	Operating				Non-Operating			
			Total	Tacti- cal and Combat Sup- port	Train- ing	Test and Test Sup- port	Total	Mainte- nance, Modifi- cation and IRAN	Other	
30 JUNE 1971 (Continued)										
<u>MISSILE DRONE (Continued)</u>										
BQM-34A	391	352	89	2	56	31	263	4	259	39
<u>AIRCRAFT DRONE - TOTAL</u> . . .	<u>28</u>	<u>28</u>	<u>27</u>	<u>18</u>	<u>4</u>	<u>5</u>	<u>1</u>	<u>-</u>	<u>1</u>	<u>-</u>
QF-104A	3	3	3	-	-	3	-	-	-	-
YQU-22A	-	-	-	-	-	-	-	-	-	-
QU-22B	25	25	24	18	4	2	1	-	1	-

Source: Data Applications Division, Data Services
Center, Comptroller of the Air Force

CONFIDENTIAL

DOWNGRADED TO:
UNCLASSIFIED AFTER 1 YEAR
Authority: AFM 85-110
Paragraph 11c, 1 Aug. 88

TABLE 41 - AGE (IN MONTHS) DISTRIBUTION OF USAF MISSILES AND DRONES
BY MISSION, DESIGN, AND SERIES, WORLD-WIDE - 31 MARCH 1971

MISSION DESIGN SERIES	AVERAGE AGE	TOTAL	MISSILES AND DRONES BY AGE (IN MONTHS)													
			0 Thru 12	13 Thru 24	25 Thru 36	37 Thru 48	49 Thru 60	61 Thru 72	73 Thru 84	85 Thru 96	97 Thru 108	109 Thru 120	121 Thru 132	133 Thru 144	145 Thru 156	157 Thru 168
<u>MISSILE - TOTAL</u>	<u>85.4</u>	<u>2,420</u>	<u>97</u>	<u>79</u>	<u>105</u>	<u>104</u>	<u>219</u>	<u>111</u>	<u>220</u>	<u>307</u>	<u>363</u>	<u>611</u>	<u>178</u>	<u>21</u>	<u>5</u>	-
CIM-10A	131.0	11	-	-	-	-	-	-	-	-	-	-	6	5	-	-
CGM-10A	131.0	2	-	-	-	-	-	-	-	-	-	-	2	-	-	-
CIM-10B	112.7	206	-	-	-	-	-	-	-	-	53	149	4	-	-	-
MGM-13A	146.0	1	-	-	-	-	-	-	-	-	-	-	-	-	1	-
CGM-13B	123.5	61	-	-	-	-	-	-	-	-	1	21	25	14	-	-
CGM-16E	115.2	23	-	-	-	-	-	-	-	2	2	12	7	-	-	-
HGM-16F	108.3	33	-	-	-	-	-	-	-	-	17	16	-	-	-	-
PGM-17A	145.0	6	-	-	-	-	-	-	-	-	-	-	1	1	4	-
ADM-20C	116.3	430	-	-	-	-	-	-	-	-	32	283	115	-	-	-
HGM-25A	86.0	2	-	-	-	-	-	-	-	2	-	-	-	-	-	-
LCM-25C	84.6	69	-	-	-	2	6	8	9	29	14	1	-	-	-	-
AGM-28A	123.0	28	-	-	-	-	-	-	-	-	-	9	18	1	-	-
AGM-28B	105.9	343	-	-	-	-	-	-	-	-	223	120	-	-	-	-
LCM-30A	97.3	32	-	-	-	-	-	-	-	11	21	-	-	-	-	-
LCM-30B	83.6	508	-	-	-	-	-	35	210	263	-	-	-	-	-	-
LCM-30F	44.4	561	-	72	105	102	213	68	1	-	-	-	-	-	-	-
LCM-30G	6.5	104	97	7	-	-	-	-	-	-	-	-	-	-	-	-
<u>DRONE - TOTAL</u>	<u>23.3</u>	<u>391</u>	<u>126</u>	<u>148</u>	<u>45</u>	<u>31</u>	<u>29</u>	-	<u>2</u>	<u>1</u>	<u>1</u>	<u>2</u>	<u>2</u>	<u>1</u>	-	<u>3</u>
MGM-13B	120.5	4	-	-	-	-	-	-	-	-	-	2	1	1	-	-
BQM-34A	21.9	359	106	143	45	31	29	-	2	1	1	-	1	-	-	-
QF-104A	166.0	3	-	-	-	-	-	-	-	-	-	-	-	-	-	3
QU-22B	10.3	25	20	5	-	-	-	-	-	-	-	-	-	-	-	-

Source: Data Applications Division, Data Services Center, Comptroller of the Air Force

DOWNGRADED TO:
UNCLASSIFIED AFTER 1 YEAR
Authority: AFM 08-110
Paragraph 11c, 1 Aug. 88

CONFIDENTIAL

TABLE 42 - AGE (IN MONTHS) DISTRIBUTION OF USAF AIRCRAFT BY

MISSION DESIGN SERIES	AVERAGE AGE IN MONTHS	TOTAL AIRCRAFT	AGE GROUP (IN MONTHS)											
			1-12	13-24	25-36	37-48	49-60	61-72	73-84	85-96	97-108	109-120	121-132	133-144
B-17G	318.5	2	-	-	-	-	-	-	-	-	-	-	-	-
B-26B	320.0	1	-	-	-	-	-	-	-	-	-	-	-	-
B-47B	236.0	1	-	-	-	-	-	-	-	-	-	-	-	-
NB-52A	206.0	1	-	-	-	-	-	-	-	-	-	-	-	-
B-52B	191.0	1	-	-	-	-	-	-	-	-	-	-	-	-
NB-52B	200.0	1	-	-	-	-	-	-	-	-	-	-	-	-
B-52C	181.3	29	-	-	-	-	-	-	-	-	-	-	-	-
NB-52C	188.0	1	-	-	-	-	-	-	-	-	-	-	-	-
B-52D	172.8	146	-	-	-	-	-	-	-	-	-	-	-	-
NB-52D	167.0	1	-	-	-	-	-	-	-	-	-	-	-	-
B-52E	164.1	84	-	-	-	-	-	-	-	-	-	-	-	-
NB-52E	164.0	2	-	-	-	-	-	-	-	-	-	-	-	-
B-52F	156.5	44	-	-	-	-	-	-	-	-	-	-	-	-
B-52G	142.2	183	-	-	-	-	-	-	-	-	-	-	-	-
B-52H	118.4	99	-	-	-	-	-	-	-	-	-	-	20	83
B-52J	202.7	11	-	-	-	-	-	-	-	-	4	56	38	1
NB-52J	203.0	1	-	-	-	-	-	-	-	-	-	-	-	-
B-57C	194.8	7	-	-	-	-	-	-	-	-	-	-	-	-
B-57E	180.1	6	-	-	-	-	-	-	-	-	-	-	-	-
NB-57E	182.0	2	-	-	-	-	-	-	-	-	-	-	-	-
B-57G	195.2	14	-	-	-	-	-	-	-	-	-	-	-	-
B-58A	107.0	1	-	-	-	-	-	-	-	-	1	-	-	-
NB-66B	186.0	2	-	-	-	-	-	-	-	-	-	-	-	-
FB-111A	13.2	75	48	22	3	1	-	-	1	-	-	-	-	-
BOMBER	141.5	737	48	22	3	1	-	-	1	-	5	56	58	84
KC-97G	209.0	1	-	-	-	-	-	-	-	-	-	-	-	-
KC-97L	202.0	3	-	-	-	-	-	-	-	-	-	-	-	-
KC-135A	130.3	589	-	-	-	-	-	-	-	-	-	-	-	-
NKC-135A	172.1	14	-	-	-	-	-	-	-	13	73	92	44	47
KC-135B	139.8	55	-	-	-	-	-	-	-	-	-	-	14	16
KC-135R	137.0	2	-	-	-	-	-	-	-	-	-	-	1	1
TANKER	132.4	664	-	-	-	-	-	-	-	13	73	92	44	62
A-1E	77.7	34	-	-	-	-	1	3	10	10	9	-	-	-
A-1G	47.0	2	-	-	-	-	2	-	-	-	-	-	-	-
A-1H	46.4	17	-	-	-	-	9	8	-	-	-	-	-	-
A-1J	46.0	6	-	-	-	-	4	2	-	-	-	-	-	-
F-4A	47.0	1	-	-	-	-	1	-	-	-	-	-	-	-
F-4C	80.8	332	-	-	-	-	-	69	131	131	1	-	-	-
F-4D	55.6	576	-	-	-	-	55	116	-	-	-	-	-	-
F-4E	28.3	611	77	148	200	183	3	-	-	-	-	-	-	-
YF-4E	85.0	3	-	-	-	-	1	-	-	-	1	1	-	-
F-5A	74.0	7	1	-	-	-	-	-	-	1	5	-	-	-
F-5B	77.0	6	-	-	-	-	-	-	-	-	4	-	-	-
F-84F	205.9	41	-	-	-	-	-	2	-	-	-	-	-	-
F-84E	230.0	1	-	-	-	-	-	-	-	-	-	-	-	-
F-86F	209.5	11	-	-	-	-	-	-	-	-	-	-	-	-
NF-100A	209.0	1	-	-	-	-	-	-	-	-	-	-	-	-
F-100C	189.8	4	-	-	-	-	-	-	-	-	-	-	-	-
F-100D	175.4	125	-	-	-	-	-	-	-	-	-	-	-	-
NF-100D	175.0	1	-	-	-	-	-	-	-	-	-	-	-	-
F-100F	164.1	47	-	-	-	-	-	-	-	-	-	-	-	-
F-101B	143.3	150	-	-	-	-	-	-	-	-	-	-	13	66
F-101F	146.0	3	-	-	-	-	-	-	-	-	-	-	-	1
F-102A	168.7	21	-	-	-	-	-	-	-	-	-	-	-	-
YF-102A	163.5	6	-	-	-	-	-	-	-	-	-	-	-	-
F-104A	165.0	21	-	-	-	-	-	-	-	-	-	-	-	-
NF-104A	170.0	3	-	-	-	-	-	-	-	-	-	-	-	-
F-104B	160.0	3	-	-	-	-	-	-	-	-	-	-	-	-
F-104C	191.5	6	-	-	-	-	-	-	-	-	-	-	-	-
F-104D	190.6	13	-	-	-	-	-	-	-	-	-	-	-	-
F-104G	85.1	34	-	-	-	-	1	7	3	8	3	32	-	-
TF-104G	87.2	35	-	-	-	-	-	6	-	-	19	10	-	-
F-105D	113.3	83	-	-	-	-	-	-	-	-	3	22	40	15
F-105F	88.4	28	-	-	-	-	-	-	-	3	24	1	-	-
F-105G	86.5	42	-	-	-	-	-	-	-	5	37	-	-	-
F-106A	142.4	209	-	-	-	-	-	-	-	-	-	-	16	121
F-106B	141.9	49	-	-	-	-	-	-	-	-	-	-	6	26
NF-106B	152.0	3	-	-	-	-	-	-	-	-	-	-	-	-
F-111A	36.9	135	-	1	75	44	12	2	1	-	-	-	-	-
F-111C	25.7	12	-	1	11	-	-	-	-	-	-	-	-	-
F-111D	6.0	3	-	1	-	-	-	-	-	-	-	-	-	-
F-111E	15.4	93	40	48	5	-	-	-	-	-	-	-	-	-
F-111F	2.0	4	4	-	-	-	-	-	-	-	-	-	-	-
FIGHTER	81.0	2,832	124	199	291	300	449	200	159	236	67	40	50	217
NRB-45C	254.0	1	-	-	-	-	-	-	-	-	-	-	-	-
RB-47H	194.0	1	-	-	-	-	-	-	-	-	-	-	-	-
WB-90D	254.0	1	-	-	-	-	-	-	-	-	-	-	-	-
EB-57A	210.6	11	-	-	-	-	-	-	-	-	-	-	-	-
RB-57A	212.0	2	-	-	-	-	-	-	-	-	-	-	-	-
EB-57B	204.0	9	-	-	-	-	-	-	-	-	-	-	-	-

CONFIDENTIAL

DOWNGRADED TO:
UNCLASSIFIED AFTER 1 YEAR
Authority: AFM 88-110
Paragraph 11c, 1 Aug. 88

CONFIDENTIAL

BY MISSION, DESIGN, AND SERIES, WORLD-WIDE -30 SEPT 1971

AGE GROUP (IN MONTHS)														MISSION DESIGN SERIES
149-156	157-168	169-180	181-192	193-204	205-216	217-228	229-240	241-252	253-264	265-276	277-288	289-300	OVER 300	
													2	B-17G
													1	B-26B
								1						B-47B
			1		1									NB-52A
														B-52B
		9	20	1										NB-52B
			1											B-52C
	19	124	3											NB-52C
	1													B-52D
	64													NB-52D
	2													B-52E
														NB-52E
31	33													B-52F
80														B-52G
				8	3									B-52H
				1										B-57B
				6										NB-57B
			1											B-57C
			5	3										B-57E
				2										NB-57E
				3										B-57G
				11										B-58A
														NB-66B
			2											FB-111A
111	139	138	36	27	4			1					3	BOMBER
					1									KC-97G
					2									KC-97L
137	108	4			1									KC-135A
	1	13												NKC-135A
25														KC-135Q
														KC-135R
162	109	17		2	2									TANKER
		1												A-1E
														A-1G
														A-1H
														A-1J
														F-4A
														F-4C
														F-4D
														F-4E
														YF-4E
														F-5A
														F-5B
														F-84F
				15	25									F-86E
								1						F-86F
			3		4	4								NF-100A
			34		1									F-100C
7	30	81	7											F-100D
		1												NF-100D
2	30	8												F-100F
68	3													F-101B
1	1													F-101F
	14	9	2											F-102A
	9	1												TF-102A
	15	6												F-104A
		3												NF-104A
1	2													F-104B
6														F-104C
13														F-104D
														F-104G
														TF-104G
														F-105D
														F-105F
														F-105G
53	18	1												F-106A
14	3													F-106B
2	1													NF-106B
														F-111A
														F-111C
														F-111D
														F-111E
														F-111F
167	122	107	47	22	30	4		1						FIGHTER
														NRB-45C
				1										RB-47H
														WB-50D
					11									EB-57A
					2									RB-57A
					3									EB-57B

CONFIDENTIAL

DOWNGRADED TO:
 UNCLASSIFIED AFTER 1 YEAR
 Authority: AFM 88-110
 Paragraph 11c, 1 Aug. 88

CONFIDENTIAL

TABLE 42 - AGE (IN MONTHS) DISTRIBUTION OF USAF AIRCRAFT BY

MISSION DESIGN SERIES	AVERAGE AGE IN MONTHS	TOTAL AIRCRAFT	AGE GROUP (IN MONTHS)														
			1-12	13-24	25-36	37-48	49-60	61-72	73-84	85-96	97-108	109-120	121-132	133-144			
RB-57C	194.6	5	-	-	-	-	-	-	-	-	-	-	-	-	-	-	-
EB-57E	179.1	24	-	-	-	-	-	-	-	-	-	-	-	-	-	-	-
RB-57E	181.4	5	-	-	-	-	-	-	-	-	-	-	-	-	-	-	-
RB-57F	77.7	19	-	-	-	-	-	-	-	-	-	-	-	-	-	-	-
EB-66C	177.5	10	-	-	-	-	-	-	-	-	-	-	-	-	-	-	-
WB-66D	173.0	2	-	-	-	-	-	-	-	-	-	-	-	-	-	-	-
EB-66E	176.4	38	-	-	-	-	-	-	-	-	-	-	-	-	-	-	-
EC-47D	325.0	3	-	-	-	-	-	-	-	-	-	-	-	-	-	-	-
EC-47N	331.2	24	-	-	-	-	-	-	-	-	-	-	-	-	-	-	-
EC-47P	320.4	22	-	-	-	-	-	-	-	-	-	-	-	-	-	-	-
EC-47Q	325.3	13	-	-	-	-	-	-	-	-	-	-	-	-	-	-	-
EC-121D	194.0	3	-	-	-	-	-	-	-	-	-	-	-	-	-	-	-
EC-121G	188.7	4	-	-	-	-	-	-	-	-	-	-	-	-	-	-	-
EC-121R	175.0	9	-	-	-	-	-	-	-	-	-	-	-	-	-	-	-
EC-121T	194.0	20	-	-	-	-	-	-	-	-	-	-	-	-	-	-	-
RC-130A	149.3	10	-	-	-	-	-	-	-	-	-	-	-	-	-	-	-
HC-130B	131.5	16	-	-	-	-	-	-	-	-	-	-	-	-	-	-	-
VC-130E	95.0	6	-	-	-	-	-	-	-	-	-	-	-	-	-	-	-
RC-130S	173.0	1	-	-	-	-	-	-	-	-	-	-	-	-	-	-	-
EC-139A	114.5	6	-	-	-	-	-	-	-	-	-	-	-	-	-	-	-
RC-139A	71.7	4	-	-	-	-	-	-	-	-	-	-	-	-	-	-	-
VC-139B	113.6	10	-	-	-	-	-	-	-	-	-	-	-	-	-	-	-
EC-139C	85.7	14	-	-	-	-	-	-	-	-	-	-	-	-	-	-	-
RC-139C	82.5	7	-	-	-	-	-	-	-	-	-	-	-	-	-	-	-
RC-139D	124.0	3	-	-	-	-	-	-	-	-	-	-	-	-	-	-	-
EC-139G	96.5	4	-	-	-	-	-	-	-	-	-	-	-	-	-	-	-
EC-139H	115.4	9	-	-	-	-	-	-	-	-	-	-	-	-	-	-	-
EC-139J	80.0	3	-	-	-	-	-	-	-	-	-	-	-	-	-	-	-
EC-139K	140.0	2	-	-	-	-	-	-	-	-	-	-	-	-	-	-	-
EC-139L	117.8	9	-	-	-	-	-	-	-	-	-	-	-	-	-	-	-
RC-139M	112.0	6	-	-	-	-	-	-	-	-	-	-	-	-	-	-	-
EC-139N	119.7	8	-	-	-	-	-	-	-	-	-	-	-	-	-	-	-
EC-139P	152.0	5	-	-	-	-	-	-	-	-	-	-	-	-	-	-	-
RC-139S	116.0	1	-	-	-	-	-	-	-	-	-	-	-	-	-	-	-
RC-139T	173.0	1	-	-	-	-	-	-	-	-	-	-	-	-	-	-	-
RC-139U	83.0	3	-	-	-	-	-	-	-	-	-	-	-	-	-	-	-
RF-4C	49.0	340	11	41	54	48	68	76	39	1	3	-	-	-	-	-	-
NRF-4C	86.0	1	-	-	-	-	-	-	-	-	-	-	-	-	-	-	-
YRF-4C	95.0	1	-	-	-	-	-	-	-	-	-	-	-	-	-	-	-
RF-4E	6.5	2	2	-	-	-	-	-	-	-	-	-	-	-	-	-	-
RF-84F	189.3	18	-	-	-	-	-	-	-	-	-	-	-	-	-	-	-
RF-111A	68.0	1	-	-	-	-	-	-	-	-	-	-	-	-	-	-	-
EY-29C	214.2	4	-	-	-	-	-	-	-	-	-	-	-	-	-	-	-
ET-29D	200.5	12	-	-	-	-	-	-	-	-	-	-	-	-	-	-	-
OY-10A	35.6	115	-	-	68	46	1	-	-	-	-	-	-	-	-	-	-
RECON	107.2	840	13	41	122	94	72	81	68	24	5	44	6	8	-	-	-
HC-47A	338.0	1	-	-	-	-	-	-	-	-	-	-	-	-	-	-	-
HC-94D	314.0	1	-	-	-	-	-	-	-	-	-	-	-	-	-	-	-
HC-130H	70.8	42	-	-	-	-	-	-	27	15	-	-	-	-	-	-	-
HC-130N	17.0	15	-	15	-	-	-	-	-	-	-	-	-	-	-	-	-
HC-138P	59.8	18	-	-	-	-	-	-	-	-	-	-	-	-	-	-	-
HU-16B	230.5	17	-	-	-	-	-	-	-	-	-	-	-	-	-	-	-
SR + RESCUE	94.4	94	-	15	-	-	-	10	35	15	-	-	-	-	-	-	-
XV-6A	59.0	1	-	-	-	-	-	1	-	-	-	-	-	-	-	-	-
X-24A	47.0	1	-	-	-	-	1	-	-	-	-	-	-	-	-	-	-
SP RESCH	53.0	2	-	-	-	1	1	-	-	-	-	-	-	-	-	-	-
C-5A	11.4	45	28	15	2	-	-	-	-	-	-	-	-	-	-	-	-
VC-6A	71.0	1	-	-	-	-	-	-	1	-	-	-	-	-	-	-	-
C-7A	64.7	114	-	-	-	-	-	101	-	-	-	-	-	-	-	-	-
YC-7A	143.6	5	-	-	-	-	-	-	-	-	-	-	-	-	-	-	-
C-9A	31.4	11	-	3	5	3	-	-	-	-	-	-	-	-	-	-	-
C-46D	320.1	21	-	-	-	-	-	-	-	-	-	-	-	-	-	-	-
C-47A	331.4	15	-	-	-	-	-	-	-	-	-	-	-	-	-	-	-
VC-47A	327.8	5	-	-	-	-	-	-	-	-	-	-	-	-	-	-	-
C-47D	321.9	84	-	-	-	-	-	-	-	-	-	-	-	-	-	-	-
AC-47D	323.0	3	-	-	-	-	-	-	-	-	-	-	-	-	-	-	-
VE-47D	320.9	22	-	-	-	-	-	-	-	-	-	-	-	-	-	-	-
C-54D	317.0	7	-	-	-	-	-	-	-	-	-	-	-	-	-	-	-
VC-54D	318.0	3	-	-	-	-	-	-	-	-	-	-	-	-	-	-	-
C-54E	317.0	5	-	-	-	-	-	-	-	-	-	-	-	-	-	-	-
C-54G	314.0	11	-	-	-	-	-	-	-	-	-	-	-	-	-	-	-
VC-54G	313.0	3	-	-	-	-	-	-	-	-	-	-	-	-	-	-	-
C-54H	318.5	4	-	-	-	-	-	-	-	-	-	-	-	-	-	-	-
C-97D	256.0	3	-	-	-	-	-	-	-	-	-	-	-	-	-	-	-
C-97F	236.0	1	-	-	-	-	-	-	-	-	-	-	-	-	-	-	-
C-97G	289.3	9	-	-	-	-	-	-	-	-	-	-	-	-	-	-	-
C-97K	200.0	5	-	-	-	-	-	-	-	-	-	-	-	-	-	-	-
C-117B	314.0	2	-	-	-	-	-	-	-	-	-	-	-	-	-	-	-
VC-117B	317.0	1	-	-	-	-	-	-	-	-	-	-	-	-	-	-	-
C-118A	211.5	43	-	-	-	-	-	-	-	-	-	-	-	-	-	-	-

CONFIDENTIAL

DOWNGRADED TO:
UNCLASSIFIED AFTER 1 YEAR
Authority: AFM 88-119
Paragraph 11c, 1 Aug. 88

MISSION, DESIGN, AND SERIES, WORLD-WIDE - 30 SEPT 1971 (CONTINUED)

AGE GROUP (IN MONTHS)													MISSION DESIGN SERIES		
145-156	157-168	169-180	181-192	193-204	205-216	217-228	229-240	241-252	253-264	265-276	277-288	289-300		OVER 300	
			1	4											RB-57C
		18	6												EB-57E
		1	4												RB-57E
															RB-57F
		8	2												EB-66C
		2													WB-66D
		33	5												EB-66E
														3	EC-47D
														24	EC-47N
														22	EC-47P
														13	EC-47Q
															EC-121D
			1	1	1										EC-121G
			1	2											EC-121R
		2	1												EC-121T
		6	9	7	4										RC-130A
10															WC-130B
3															WC-130E
		1													RC-130S
															EC-135A
															RC-135A
															WC-135B
															EC-135C
															RC-135C
															RC-135D
															EC-135G
															EC-135H
															EC-135J
		1													EC-135K
															EC-135L
															RC-135M
5															EC-135N
															EC-135P
															RC-135S
		1													RC-135T
															RC-135U
															RF-4C
															NRF-4C
															YRF-4C
															RF-4E
		3	9	6											RF-84F
															RF-111A
						3	1								ET-29C
				12											ET-29D
															OV-10A
18	2	75	39	39	24	1			2				62		RECON
														1	HC-47A
														1	HC-54D
															HC-130H
															HC-130N
															HC-130P
						7	9	1							HU-16B
						7	9	1						2	SR + RESCUE
															XV-6A
															X-24A
															SP RESCH
															C-5A
															VC-6A
															C-7A
															YC-7A
															C-9A
														21	C-46D
														19	C-47A
														5	VC-47A
														84	C-47D
														3	AC-47D
														22	VC-47D
														7	C-54D
														3	VC-54D
														9	C-54E
														11	C-54G
														3	VC-54G
														4	C-54H
									3						C-97D
															C-97F
															C-97G
															C-97K
			1	2											C-117B
			1												VC-117B
														1	C-118A
			3	22	8	4	6	6							

DECLASSIFIED TO:
 UNCLASSIFIED AFTER 1 YEAR
 Authority: AFM 86-116
 Paragraph 11c, 1 Aug. 88

CONFIDENTIAL

TABLE 42 - AGE (IN MONTHS) DISTRIBUTION OF USAF AIRCRAFT BY

MISSION DESIGN SERIES	AVERAGE AGE IN MONTHS	TOTAL AIRCRAFT	AGE GROUP (IN MONTHS)														
			1-12	13-24	25-36	37-48	49-60	61-72	73-84	85-96	97-108	109-120	121-132	133-144			
VC-118A	201.5	50	-	-	-	-	-	-	-	-	-	-	-	-	-	-	-
C-119G	221.1	61	-	-	-	-	-	-	-	-	-	-	-	-	-	-	-
C-119J	215.5	12	-	-	-	-	-	-	-	-	-	-	-	-	-	-	-
VC-119K	209.0	1	-	-	-	-	-	-	-	-	-	-	-	-	-	-	-
C-121C	189.5	2	-	-	-	-	-	-	-	-	-	-	-	-	-	-	-
C-121G	206.0	3	-	-	-	-	-	-	-	-	-	-	-	-	-	-	-
C-123B	194.7	4	-	-	-	-	-	-	-	-	-	-	-	-	-	-	-
C-123K	182.7	74	-	-	-	-	-	-	-	-	-	-	-	-	-	-	-
VC-123K	167.0	1	-	-	-	-	-	-	-	-	-	-	-	-	-	-	-
C-124C	223.7	11	-	-	-	-	-	-	-	-	-	-	-	-	-	-	-
C-130A	173.4	21	-	-	-	-	-	-	-	-	-	-	-	-	-	-	-
DC-130A	164.0	5	-	-	-	-	-	-	-	-	-	-	-	-	-	-	-
C-130B	131.4	66	-	-	-	-	-	-	-	-	-	-	-	-	-	-	-
C-130D	157.2	12	-	-	-	-	-	-	-	-	-	-	-	-	-	-	-
C-130E	61.7	329	-	-	-	-	-	-	-	-	-	-	-	-	-	-	-
AC-130E	25.0	3	15	11	22	-	-	-	-	55	136	85	-	18	16	18	-
DC-130E	111.2	7	-	-	-	-	-	-	-	-	-	-	-	-	-	-	-
C-131A	206.3	24	-	-	-	-	-	-	-	-	-	-	-	-	-	-	-
VC-131A	222.5	6	-	-	-	-	-	-	-	-	-	-	-	-	-	-	-
C-131B	196.5	34	-	-	-	-	-	-	-	-	-	-	-	-	-	-	-
C-131D	198.9	26	-	-	-	-	-	-	-	-	-	-	-	-	-	-	-
VC-131D	191.0	2	-	-	-	-	-	-	-	-	-	-	-	-	-	-	-
C-131E	179.0	7	-	-	-	-	-	-	-	-	-	-	-	-	-	-	-
NC-131H	200.0	1	-	-	-	-	-	-	-	-	-	-	-	-	-	-	-
VC-131H	197.7	4	-	-	-	-	-	-	-	-	-	-	-	-	-	-	-
C-133B	128.0	1	-	-	-	-	-	-	-	-	-	-	-	-	-	-	-
C-135A	119.0	3	-	-	-	-	-	-	-	-	-	-	-	-	-	-	-
NC-135A	121.0	3	-	-	-	-	-	-	-	-	-	-	-	-	-	-	-
C-135B	114.5	4	-	-	-	-	-	-	-	-	-	-	-	-	-	-	-
VC-135B	113.0	5	-	-	-	-	-	-	-	-	-	-	-	-	-	-	-
VC-137B	149.0	3	-	-	-	-	-	-	-	-	-	-	-	-	-	-	-
VC-137C	107.0	1	-	-	-	-	-	-	-	-	-	-	-	-	-	-	-
C-140A	108.5	4	-	-	-	-	-	-	-	-	-	-	-	-	-	-	-
C-140B	101.0	5	-	-	-	-	-	-	-	-	-	-	-	-	-	-	-
VC-140B	115.5	6	-	-	-	-	-	-	-	-	-	-	-	-	-	-	-
C-141A	61.5	278	-	-	-	30	108	96	39	5	-	-	-	-	-	-	-
NC-141A	96.0	3	-	-	-	-	-	-	-	-	-	-	-	-	-	-	-
CT-29A	256.0	3	-	-	-	-	-	-	-	-	-	-	-	-	-	-	-
VT-29A	251.1	27	-	-	-	-	-	-	-	-	-	-	-	-	-	-	-
VT-29B	227.0	61	-	-	-	-	-	-	-	-	-	-	-	-	-	-	-
NVT-29B	238.0	2	-	-	-	-	-	-	-	-	-	-	-	-	-	-	-
VT-29C	210.2	28	-	-	-	-	-	-	-	-	-	-	-	-	-	-	-
VT-29D	205.0	54	-	-	-	-	-	-	-	-	-	-	-	-	-	-	-
CARGO	148.7	1,680	43	30	31	33	209	97	94	143	94	53	30	22	-	-	-
TC-47D	318.0	3	-	-	-	-	-	-	-	-	-	-	-	-	-	-	-
T-28A	228.8	53	-	-	-	-	-	-	-	-	-	-	-	-	-	-	-
T-28B	196.0	21	-	-	-	-	-	-	-	-	-	-	-	-	-	-	-
T-28D	234.2	5	-	-	-	-	-	-	-	-	-	-	-	-	-	-	-
T-29A	250.3	9	-	-	-	-	-	-	-	-	-	-	-	-	-	-	-
NT-29A	245.0	1	-	-	-	-	-	-	-	-	-	-	-	-	-	-	-
T-29B	227.0	22	-	-	-	-	-	-	-	-	-	-	-	-	-	-	-
T-29C	206.9	79	-	-	-	-	-	-	-	-	-	-	-	-	-	-	-
T-29D	198.7	21	-	-	-	-	-	-	-	-	-	-	-	-	-	-	-
T-33A	186.7	721	-	-	-	-	-	-	-	-	-	-	-	-	-	-	-
DT-33A	199.6	9	-	-	-	-	-	-	-	-	-	-	-	-	-	-	-
NT-33A	239.0	1	-	-	-	-	-	-	-	-	-	-	-	-	-	-	-
T-33B	221.0	1	-	-	-	-	-	-	-	-	-	-	-	-	-	-	-
T-34A	198.3	26	-	-	-	-	-	-	-	-	-	-	-	-	-	-	-
T-37B	112.1	808	-	15	88	64	40	18	43	2	-	-	50	54	149	-	-
T-38A	72.7	1,041	33	30	124	82	87	138	134	126	125	122	33	7	1	-	-
NT-38A	129.5	2	-	-	-	-	-	-	-	-	-	-	-	-	-	-	-
T-39A	109.7	132	-	-	-	-	-	-	-	-	-	-	-	-	-	-	-
NT-39A	131.0	1	-	-	-	-	-	-	-	-	-	-	-	-	-	-	-
T-39B	127.0	6	-	-	-	-	-	-	-	-	-	-	-	-	-	-	-
T-39F	126.0	3	-	-	-	-	-	-	-	-	-	-	-	-	-	-	-
T-41A	71.3	184	-	7	-	-	30	-	146	1	-	-	-	-	-	-	-
T-41B	59.0	20	-	-	-	-	20	-	-	-	-	-	-	-	-	-	-
T-41C	42.2	52	-	7	-	45	-	-	-	-	-	-	-	-	-	-	-
TRAINER	120.2	3,221	33	59	212	191	177	156	323	133	182	230	111	137	-	-	-
UH-1D	62.0	2	-	-	1	-	-	-	-	-	1	-	-	-	-	-	-
UH-1F	52.4	26	-	-	-	-	26	-	-	-	-	-	-	-	-	-	-
UH-1F	68.6	74	-	-	-	-	19	30	19	6	-	-	-	-	-	-	-
UH-1N	9.5	79	68	11	-	-	-	-	-	-	-	-	-	-	-	-	-
UH-1P	73.0	18	-	-	-	-	1	8	8	1	-	-	-	-	-	-	-
CH-3B	108.5	6	-	-	-	-	-	-	-	-	-	-	-	-	-	-	-
CH-3C	77.6	5	-	-	-	-	-	3	1	1	-	-	-	-	-	-	-
CH-3E	68.0	50	-	-	1	6	13	11	6	11	-	-	-	-	-	-	-
MH-3E	38.5	42	3	12	2	13	4	6	2	-	-	-	-	-	-	-	-
YOH-6A	116.0	1	-	-	-	-	-	-	-	-	-	-	-	-	-	-	-
MH-19B	216.5	4	-	-	-	-	-	-	-	-	-	-	-	-	-	-	-
UH-19B	211.2	4	-	-	-	-	-	-	-	-	-	-	-	-	-	-	-
CH-21B	175.0	3	-	-	-	-	-	-	-	-	-	-	-	-	-	-	-
CH-34C	147.5	12	-	-	-	-	-	-	-	-	-	-	-	-	-	-	-

CONFIDENTIAL

DOWNGRADED TO:
UNCLASSIFIED AFTER 1 YEAR
Authority: AFM 86-110
Paragraph 11c, 1 Aug. 88

MISSION, DESIGN, AND SERIES, WORLD-WIDE - 30 SEPT 1971 (CONTINUED)

AGE GROUP (IN MONTHS)													MISSION DESIGN SERIES	
149-196	197-168	169-180	181-192	193-204	205-216	217-228	229-240	241-252	253-264	265-276	277-288	289-300		OVER 300
	1		15	24	2	4	2							VC-118A
				1	18	23	19							C-119G
				1	5	6								C-119J
			2		1									YC-119K
					3									C-121C
				4										C-121G
	3		46	4										C-123B
	1	21		4										C-123K
					4									VC-123K
	12			1	4	1		6						C-124C
	3													C-130A
14														DC-130A
3	9													C-130B
														C-130D
														C-130E
														AC-130E
						7								DC-130E
						17								C-131A
						1		4						VC-131A
						34								C-131B
						18								C-131D
						1								VC-131D
						4								C-131E
						1								NC-131H
						1								VC-131H
						3								C-133B
														C-139A
														NC-135A
														C-135B
														VC-135B
														VC-137B
														VC-137C
														C-140A
														C-140B
														VC-140B
														C-141A
														NC-141A
														CT-29A
														VT-29A
														VT-29B
														NVT-29B
														VT-29C
														VT-29D
21	30	29	82	158	107	87	60	23	18				186	CARGO
														3
														TC-47D
														T-28A
														T-28B
														T-28D
														T-29A
														NT-29A
														T-29B
														T-29C
														T-29D
														T-33A
														DT-33A
														NT-33A
														T-33B
														T-34A
														T-37B
														T-38A
														NT-38A
														T-39A
														NT-39A
														T-39B
														T-39F
														T-41A
														T-41B
														T-41C
276	214	113	114	127	203	136	56	9	5	1			3	TRAINER
														UH-1D
														TH-1F
														UH-1F
														UH-1N
														UH-1P
														CH-3B
														CH-3C
														CH-3E
														HH-3E
														YOH-6A
														HH-19B
														UH-19B
														CH-21B
3	1	1	1	3										CH-34C

DOWNGRADED TO:
UNCLASSIFIED AFTER 1 YEAR
Authority: AFM 85-110
Paragraph 11c, 1 Aug. 88

CONFIDENTIAL

TABLE 42 - AGE (IN MONTHS) DISTRIBUTION OF USAF AIRCRAFT BY

MISSION DESIGN SERIES	AVERAGE AGE IN MONTHS	TOTAL AIRCRAFT	AGE GROUP (IN MONTHS)												
			1-12	13-24	25-36	37-48	49-60	61-72	73-84	85-96	97-108	109-120	121-132	133-144	
UH-34D	194.8	29	-	-	-	-	1	-	-	-	-	-	-	-	9
UH-34G	200.4	82	-	-	-	-	-	-	-	-	-	-	-	-	-
SH-34J	146.2	25	-	-	-	-	-	-	-	-	-	-	-	-	20
UH-34J	165.2	88	-	-	-	-	-	-	-	-	-	-	-	-	4
MH-43B	120.9	90	-	-	-	-	-	-	-	2	7	18	13	20	28
MH-43F	115.7	98	-	-	-	-	-	-	-	1	7	16	10	13	11
MH-93B	92.0	6	-	-	-	-	6	-	-	-	-	-	-	-	-
CH-93C	12.0	14	5	9	-	-	-	-	-	-	-	-	-	-	-
MH-93C	19.7	36	9	17	7	3	-	-	-	-	-	-	-	-	-
HELICOP	86.4	634	85	49	11	22	70	98	39	38	39	27	33	72	
A-3A	47.0	1	-	-	-	1	-	-	-	-	-	-	-	-	-
A-7D	10.8	194	107	36	8	3	-	-	-	-	-	-	-	-	-
A-26A	82.3	13	-	-	-	-	-	-	-	11	2	-	-	-	-
A-37A	175.0	6	-	-	-	-	-	-	-	-	-	-	-	-	-
A-37B	22.0	86	9	42	33	1	1	-	-	-	-	-	-	-	-
AG-119K	204.5	24	-	-	-	-	-	-	-	-	-	-	-	-	-
AG-123K	182.0	2	-	-	-	-	-	-	-	-	-	-	-	-	-
AG-130A	181.0	16	-	-	-	-	-	-	-	-	-	-	-	-	-
AT-33A	209.3	35	-	-	-	-	-	-	-	-	-	-	-	-	-
ATTACK	62.9	337	116	78	41	5	-1	-	11	2	-	-	-	-	-
O-1E	171.2	10	-	-	-	-	-	-	-	-	-	-	-	-	-
O-1F	170.0	1	-	-	-	-	-	-	-	-	-	-	-	-	-
O-2A	30.0	271	-	113	86	53	19	-	-	-	-	-	-	-	-
O-2B	93.5	29	-	-	-	-	29	-	-	-	-	-	-	-	-
OBSERVER	37.2	311	-	113	86	53	48	-	-	-	-	-	-	-	-
UC-123K	181.4	32	-	-	-	-	-	-	-	-	-	-	-	-	-
U-1A	176.0	3	-	-	-	-	-	-	-	-	-	-	-	-	-
U-3A	163.7	21	-	-	-	-	-	-	-	-	-	-	-	-	-
U-3B	126.8	8	-	-	-	-	-	-	-	-	-	-	-	-	8
U-4A	194.0	2	-	-	-	-	-	-	-	-	-	-	-	-	-
U-4B	188.0	2	-	-	-	-	-	-	-	-	-	-	-	-	-
U-6A	225.3	30	-	-	-	-	-	-	-	-	-	-	-	-	-
U-7A	176.0	3	-	-	-	1	-	-	-	-	-	-	-	-	-
U-10A	119.0	3	-	-	-	-	-	-	-	-	-	-	3	-	-
U-10B	103.7	11	-	-	-	-	-	-	-	1	7	3	-	-	-
U-10D	95.7	10	-	-	-	-	10	-	-	-	-	-	-	-	-
U-18A	290.0	4	-	-	-	-	-	-	-	-	-	-	-	-	-
U-18B	272.0	4	-	-	-	-	-	-	-	-	-	-	-	-	-
U-18C	290.0	2	-	-	-	-	-	-	-	-	-	-	-	-	-
UTILITY	175.7	135	-	-	-	1	10	-	-	1	7	6	8	-	-
GRAND TOTAL	110.5	11,487	462	606	797	701	1,047	628	722	650	491	500	358	648	

CONFIDENTIAL

DOWNGRADED TO:
UNCLASSIFIED AFTER 1 YEAR
Authority: AFM 88-119
Paragraph 11c, 1 Aug. 88

CONFIDENTIAL

MISSION, DESIGN, AND SERIES, WORLD-WIDE - 30 SEPT 1971 (CONTINUED)

AGE GROUP (IN MONTHS)													MISSION DESIGN SERIES	
145-156	157-168	169-180	181-192	193-204	205-216	217-228	229-240	241-252	253-264	265-276	277-288	289-300		OVER 300
-	14	5	-	-	-	-	-	-	-	-	-	-	-	UN-34D
-	-	3	9	10	-	-	-	3	-	-	-	-	-	UN-34E
-	2	-	-	-	-	-	-	-	-	-	-	-	-	SN-34J
-	13	11	-	-	-	-	-	-	-	-	-	-	-	UH-34J
-	2	-	-	-	-	-	-	-	-	-	-	-	-	HH-43B
-	-	-	-	-	-	-	-	-	-	-	-	-	-	HH-43F
-	-	-	-	-	-	-	-	-	-	-	-	-	-	HH-53B
-	-	-	-	-	-	-	-	-	-	-	-	-	-	CH-53C
-	-	-	-	-	-	-	-	-	-	-	-	-	-	HH-53C
9	30	21	11	14	4	3	3	-	-	-	-	-	-	HELICOPT
-	-	-	-	-	-	-	-	-	-	-	-	-	-	A-3A
-	-	-	-	-	-	-	-	-	-	-	-	-	-	A-7D
-	-	-	-	-	-	-	-	-	-	-	-	-	-	A-26A
-	-	6	-	-	-	-	-	-	-	-	-	-	-	A-37A
-	-	-	1	13	9	1	-	-	-	-	-	-	-	A-37B
-	-	-	2	-	-	-	-	-	-	-	-	-	-	AC-119K
-	-	8	8	-	-	-	-	-	-	-	-	-	-	AC-123K
-	-	-	6	6	24	5	-	-	-	-	-	-	-	AC-130A
-	-	14	11	19	33	6	-	-	-	-	-	-	-	AT-33A
-	-	-	-	-	-	-	-	-	-	-	-	-	-	ATTACK
-	9	9	-	-	-	-	-	-	-	-	-	-	-	O-1E
-	-	1	-	-	-	-	-	-	-	-	-	-	-	O-1F
-	-	-	-	-	-	-	-	-	-	-	-	-	-	O-2A
-	-	-	-	-	-	-	-	-	-	-	-	-	-	O-2B
-	5	6	-	-	-	-	-	-	-	-	-	-	-	OBSERVER
-	-	-	-	-	-	-	-	-	-	-	-	-	-	UC-123K
-	3	12	13	4	-	-	-	-	-	-	-	-	-	U-1A
1	-	2	-	-	-	-	-	-	-	-	-	-	-	U-3A
3	13	9	-	-	-	-	-	-	-	-	-	-	-	U-3B
-	-	-	-	2	-	-	-	-	-	-	-	-	-	U-4A
-	-	-	2	-	-	-	-	-	-	-	-	-	-	U-4B
-	-	-	-	-	-	21	9	-	-	-	-	-	-	U-6A
-	-	-	-	-	-	-	1	1	-	-	-	-	-	U-7A
-	-	-	-	-	-	-	-	-	-	-	-	-	-	U-10A
-	-	-	-	-	-	-	-	-	-	-	-	-	-	U-10B
-	-	-	-	-	-	-	-	-	-	-	-	-	-	U-10D
-	-	-	-	-	-	-	-	-	-	-	-	4	-	U-18A
-	-	-	-	-	-	-	-	-	-	-	-	-	2	U-18B
-	-	-	-	-	-	-	-	-	-	-	-	-	-	U-18C
4	16	17	17	6	-	21	10	1	-	4	-	6	-	UTILITY
764	667	537	397	414	407	265	140	34	25	9	-	6	256	GRAND TOTAL

CONFIDENTIAL

DECLASSIFIED TO:
 UNCLASSIFIED AFTER 1 YEAR
 Authority: AFM 06-118
 Paragraph 11c, 1 Aug. 00

CONFIDENTIAL

(This page is unclassified.)

MATERIEL (CONTINUED)**PROPULSION UNITS****INTRODUCTION**

Data on production and inventory of aircraft, missile, and drone engines are presented in this section. Engine production data are obtained under the provision of AFR 84-8, dated 7 July 1964, while engine inventory data are obtained under the provisions of AFM 400-1 dated 11 March 1966.

DEFINITIONS

ACCEPTANCES - A propulsion unit that has been shop-assembled and fully inspected by authorized USAF or Navy plant representatives, and for which the title, responsibility, and accountability have been assumed by the contracting agency or recipient.

INSTALLED ENGINE - Serviceable or reparable propulsion units that are either physically mounted on aircraft, missile or drone or undergoing organizational maintenance for reinstallation in an aircraft, missile, or drone.

REPARABLE ENGINE - A propulsion unit operationally unsuitable for installation requiring depot overhaul, field maintenance, or Technical Order Compliance or modification (grounding TOC). Also, one used for Unsatisfactory Reported (UR) exhibit, calibration or test, or engineering evaluation.

SERVICEABLE ENGINE - A propulsion unit determined to be operationally suitable for installation, including units requiring or undergoing build-up, organizational maintenance, TOC or modification other than ground TOC, and those ready for use.

UNINSTALLED ENGINE (formerly designated as SPARE) - A propulsion unit available for distribution or installation, with or without controls or built-up accessories which convert it to a power pack.

CONFIDENTIAL

(This page is unclassified.)

CONFIDENTIAL

TABLE 43 - USAF PROPULSION UNIT ACCEPTANCES BY TYPE AND RECIPIENT - FY 1971

(Excludes experimental, remanufactured, and mock-up engine production)

TYPE	TOTAL	US AIR FORCE	US NAVY	MILITARY ASSISTANCE PROGRAM
TOTAL	<u>2,814</u>	<u>1,673</u>	<u>797</u>	<u>344</u>
<u>TURBO-FAN - TOTAL</u>	<u>503</u>	<u>387</u>	<u>116</u>	-
TF30	76	76	-	-
YT/TF39	171	171	-	-
YT/TF41	256	140	116	-
<u>TURBO-JET - TOTAL</u>	<u>1,645</u>	<u>1,092</u>	<u>358</u>	<u>195</u>
YJ/J69	339	271	68	-
J79	769	600	169	-
J85	537	221	121	195
<u>TURBO-PROP - TOTAL</u>	<u>666</u>	<u>194</u>	<u>323</u>	<u>149</u>
T53	149	-	-	149
T56	181	70	111	-
T58	67	-	67	-
T64	200	55	145	-
T400	69	69	-	-

Source: Data Applications Division, Data Services Center, Comptroller of the Air Force

DOWNGRADE AT 3 YEAR INTERVALS; DECLASSIFIED AFTER 12 YEARS. DOD DIR. 5200.10
--

CONFIDENTIAL

TABLE 44 - USAF PROPULSION UNIT ACCEPTANCES OF MODELS IN PRODUCTION BY MANUFACTURER, BY MONTH - FY 1971

MANUFACTURER AND TYPE, MODEL, AND SERIES	UTILIZATION	TOTAL ACCEPTED PRIOR TO 1 JUL 70	Total	ACCEPTANCES FOR FY 1971												TOTAL ACCEPTED TO DATE
				Jul (1970)	Aug	Sep	Oct	Nov	Dec	Jan (1971)	Feb	Mar	Apr	May	Jun	
ALL SERVICES - TOTAL			<u>2,814</u>	<u>259</u>	<u>312</u>	<u>368</u>	<u>405</u>	<u>357</u>	<u>294</u>	<u>150</u>	<u>146</u>	<u>132</u>	<u>101</u>	<u>144</u>	<u>146</u>	
USAF FOR USAF																
TOTAL			<u>1,673</u>	<u>153</u>	<u>165</u>	<u>205</u>	<u>233</u>	<u>162</u>	<u>164</u>	<u>83</u>	<u>105</u>	<u>103</u>	<u>75</u>	<u>114</u>	<u>111</u>	
General Electric - Total			<u>1,047</u>	<u>104</u>	<u>120</u>	<u>130</u>	<u>163</u>	<u>95</u>	<u>103</u>	<u>31</u>	<u>62</u>	<u>74</u>	<u>50</u>	<u>58</u>	<u>57</u>	
J79-GE-17	F-4E	1,499	600	48	66	70	97	64	69	16	37	42	37	24	30	2,099
J85-GE-5/5A	T38A; XV-5A	2,689	63	-	3	8	17	10	10	2	4	2	4	3	(Comp)	2,752
J85-GE-17/17A	A-37B; C-119B; C-123B/K	1,250	158	30	32	29	19	7	-	6	6	7	9	8	5	1,408
YT/TF-39-GE-1	C-5A	232	171	8	10	17	18	14	14	7	15	23	-	23	22	403
T64-GE-7	HH-53B; CH-53B	110	55	18	9	6	12	-	10	(Complete)		-	-	-	-	165
GMC (Allison) - Total			<u>210</u>	<u>-</u>	<u>1</u>	<u>19</u>	<u>14</u>	<u>17</u>	<u>23</u>	<u>25</u>	<u>18</u>	<u>29</u>	<u>23</u>	<u>24</u>	<u>17</u>	
YTF/TF41-A-1	A-7D	126	140	-	1	19	14	17	13	15	8	17	11	13	12	266
T56-A-7A/B	C-130B/C/E	371	50	-	-	-	-	-	10	10	8	8	8	4	(Comp)	421
T56-A-15	C/HC-130H/N	791	20	-	-	-	-	-	-	-	-	4	4	7	5	811
Pratt and Whitney - Total			<u>76</u>	<u>17</u>	<u>9</u>	<u>16</u>	<u>13</u>	<u>9</u>	<u>3</u>	<u>1</u>	<u>-</u>	<u>-</u>	<u>2</u>	<u>-</u>	<u>6</u>	
TF30-P-9	F/RF-111D	170	68	17	9	16	13	9	3	1	(Complete)		-	-	-	238
TF30-P-100	F-111D, FB-111A	-	8	-	-	-	-	-	-	-	-	-	2	-	6	8
Teledyne CAE - Total			<u>271</u>	<u>27</u>	<u>27</u>	<u>27</u>	<u>27</u>	<u>26</u>	<u>26</u>	<u>26</u>	<u>25</u>	<u>-</u>	<u>-</u>	<u>29</u>	<u>31</u>	
YJ/J69-T-29	BQM-34A; MQM-34A	3,341	271	27	27	27	27	26	26	26	25	-	-	29	31	3,612
United Aircraft of Canada - Total			<u>69</u>	<u>5</u>	<u>8</u>	<u>13</u>	<u>16</u>	<u>15</u>	<u>9</u>	<u>-</u>	<u>-</u>	<u>-</u>	<u>-</u>	<u>3</u>	<u>(Comp)</u>	
T400-CP-400	UH-1N	40	69	5	8	13	16	15	9	-	-	-	-	3	(Comp)	109
USAF FOR MILITARY ASSISTANCE PROGRAM (MAP)																
TOTAL			<u>344</u>	<u>38</u>	<u>48</u>	<u>53</u>	<u>36</u>	<u>88</u>	<u>42</u>	<u>8</u>	<u>8</u>	<u>8</u>	<u>3</u>	<u>5</u>	<u>7</u>	
AVCO (Lycoming) - Total			<u>149</u>	<u>16</u>	<u>31</u>	<u>9</u>	<u>15</u>	<u>61</u>	<u>17</u>	(Complete)						
T53-L-13	UH-1H	69	149	16	31	9	15	61	17	(Complete)						218
General Electric - Total			<u>195</u>	<u>22</u>	<u>17</u>	<u>44</u>	<u>21</u>	<u>27</u>	<u>25</u>	<u>8</u>	<u>8</u>	<u>8</u>	<u>3</u>	<u>5</u>	<u>7</u>	
J85-GE-13	F-5A/B	1,774	195	22	17	44	21	27	25	8	8	8	3	5	7	1,969

CONFIDENTIAL

DOWNGRADE AT 3 YEAR INTERVALS;
 DECLASSIFIED AFTER 12 YEARS.
 DOD DIR. 5200.10

CONFIDENTIAL

TABLE 44 -- USAF PROPULSION UNIT ACCEPTANCES OF MODELS IN PRODUCTION BY MANUFACTURER, BY MONTH FY 1971 (CONTINUED)

MANUFACTURER AND TYPE, MODEL, AND SERIES	UTILIZATION	TOTAL ACCEPTED PRIOR TO 1 JUL 70	Total	ACCEPTANCES FOR FY 1971												TOTAL ACCEPTED TO DATE
				Jul (1970)	Aug	Sep	Oct	Nov	Dec	Jan (1971)	Feb	Mar	Apr	May	Jun	
USAF FOR NAVY																
<u>TOTAL</u>			797	68	99	110	136	107	88	59	33	21	23	25	28	
<u>General Electric - Total</u>			502	42	53	90	107	85	59	34	16	6	4	3	3	
J79-GE-10	F-4J; RA-5C	1,173	169	14	22	35	40	30	28	(Complete)						1,342
J85-GE-4	T-2B/C	188	121	-	6	23	20	32	18	7	3	3	3	3	3	309
YT/T58-GE-10	CH-46D; SH-3D	1,272	67	11	5	13	22	13	3	(Complete)						1,339
T64-GE-413	CH-53C	195	145	17	20	19	25	10	10	27	13	3	1	-	-	340
<u>GMC (Allison) - Total</u>			227	22	42	12	17	15	21	17	12	15	19	17	18	
TF41-A-2	A-7E	263	116	22	20	3	8	6	8	8	4	7	11	9	10	379
T56-A-14	P-3B/C	900	111	-	22	9	9	9	13	9	8	8	8	8	8	1,011
<u>Teledyne CAE - Total</u>			68	4	4	8	12	7	8	8	5	-	-	5	7	
YJ69-T-406	BQM-34F	9	68	4	4	8	12	7	8	8	5	-	-	5	7	77

Source: Data Applications Division, Data Services Center, Comptroller of the Air Force

CONFIDENTIAL

DOWNGRADE AT 3 YEAR INTERVALS;
 DECLASSIFIED AFTER 13 YEARS.
 DOD DIR. 5200.10

UNCLASSIFIED

TABLE 45 - USAF PROPULSION UNITS BY ACCOUNT, BY MAJOR TYPE, BY STATUS, WORLD-WIDE,
30 JUNE 1971

ACCOUNT AND MAJOR TYPE	TOTAL	INSTALLED TOTAL	UNINSTALLED		
			Total	Serviceable	Reparable
<u>TOTAL</u>	<u>54,839</u>	<u>36,396</u>	<u>18,443</u>	<u>7,604</u>	<u>10,839</u>
<u>JET - TOTAL</u>	<u>33,778</u>	<u>24,106</u>	<u>9,672</u>	<u>4,369</u>	<u>5,303</u>
<u>RAM JET - TOTAL</u>	<u>463</u>	<u>406</u>	<u>59</u>	<u>49</u>	<u>10</u>
<u>TURBO-PROP - TOTAL</u>	<u>5,797</u>	<u>3,936</u>	<u>1,861</u>	<u>933</u>	<u>928</u>
<u>LIQUID ROCKET - TOTAL</u>	<u>853</u>	<u>300</u>	<u>553</u>	<u>208</u>	<u>345</u>
<u>RECIPROCATING - TOTAL</u>	<u>13,946</u>	<u>7,648</u>	<u>6,298</u>	<u>2,045</u>	<u>4,253</u>
<u>US AIR FORCE - TOTAL</u>	<u>44,801</u>	<u>30,175</u>	<u>14,626</u>	<u>4,802</u>	<u>9,824</u>
Jet	28,654	21,404	7,250	2,604	4,646
Ram Jet	463	404	59	49	10
Turbo-Prop	4,772	3,215	1,557	715	842
Liquid Rocket	612	199	413	71	342
Reciprocating	10,300	4,953	5,347	1,363	3,984
<u>BAIEMENT - TOTAL</u>	<u>240</u>	<u>115</u>	<u>125</u>	<u>80</u>	<u>45</u>
Jet	208	106	102	58	44
Turbo-Prop	7	4	3	2	1
Reciprocating	25	5	20	20	-
<u>US ARMY - TOTAL</u>	<u>16</u>	<u>4</u>	<u>12</u>	<u>2</u>	<u>10</u>
Reciprocating	12	4	8	2	6
Turbo-Prop	4	-	4	-	4
<u>GOVERNMENT FURNISHED PROPERTY - TOTAL</u>	<u>856</u>	<u>712</u>	<u>144</u>	<u>123</u>	<u>21</u>
Jet	309	240	69	60	9
Turbo-Prop	366	324	42	32	10
Liquid Rocket	15	-	15	15	-
Reciprocating	166	148	18	16	2
<u>MILITARY ASSISTANCE PROGRAM - TOTAL</u>	<u>396</u>	<u>171</u>	<u>225</u>	<u>107</u>	<u>118</u>
Jet	243	132	111	47	64
Turbo-Prop	13	-	13	4	9
Reciprocating	140	39	101	56	45
<u>GOVERNMENT FURNISHED AIRCRAFT EQUIPMENT - TOTAL</u>	<u>938</u>	<u>221</u>	<u>717</u>	<u>674</u>	<u>43</u>
Jet	691	181	510	470	40
Turbo-Prop	87	1	86	84	2
Liquid Rocket	160	39	121	120	1
<u>AIR NATIONAL GUARD BUREAU - TOTAL</u>	<u>4,205</u>	<u>3,123</u>	<u>1,082</u>	<u>625</u>	<u>457</u>
Jet	2,216	1,580	636	282	354
Turbo-Prop	152	125	27	19	8
Reciprocating	1,837	1,418	419	324	95
<u>AIR FORCE RESERVE - TOTAL</u>	<u>1,209</u>	<u>1,000</u>	<u>209</u>	<u>157</u>	<u>52</u>
Jet	137	123	14	7	7
Turbo-Prop	276	220	56	39	17
Reciprocating	796	657	139	111	28
<u>GROUND TRAINING - TOTAL</u>	<u>323</u>	<u>138</u>	<u>185</u>	<u>40</u>	<u>145</u>
Jet	162	76	86	19	67
Turbo-Prop	50	8	42	8	34
Liquid Rocket	4	2	2	-	2
Reciprocating	107	52	55	13	42

UNCLASSIFIED

**TABLE 45 -- USAF PROPULSION UNITS BY ACCOUNT, BY MAJOR TYPE, BY STATUS, WORLD-WIDE,
30 JUNE 1971 (CONTINUED)**

ACCOUNT AND MAJOR TYPE	TOTAL	INSTALLED TOTAL	UNINSTALLED		
			Total	Serviceable	Reparable
<u>US NAVY - TOTAL</u>	<u>101</u>	<u>38</u>	<u>63</u>	<u>7</u>	<u>26</u>
Jet.	44	6	38	5	33
Turbo-Prop	2	1	1	-	1
Reciprocating.	55	31	24	2	22
<u>RESEARCH AND DEVELOPMENT - TOTAL</u>	<u>59</u>	-	<u>59</u>	<u>21</u>	<u>38</u>
Jet.	58	-	58	20	38
Turbo-Prop	1	-	1	1	-
<u>ON LOAN - TOTAL</u>	<u>21</u>	<u>5</u>	<u>16</u>	<u>15</u>	<u>1</u>
Jet.	16	-	16	15	1
Reciprocating.	5	5	-	-	-
<u>FEDERAL AVIATION AGENCY - TOTAL</u>	<u>9</u>	<u>9</u>	-	-	-
Jet.	9	9	-	-	-
<u>AERO CLUB - TOTAL</u>	<u>81</u>	<u>45</u>	<u>36</u>	<u>8</u>	<u>28</u>
Reciprocating.	81	45	36	8	28
<u>CLASSIFIED PROJECT - TOTAL</u>	<u>1,562</u>	<u>621</u>	<u>941</u>	<u>941</u>	-
Jet.	1,030	248	782	782	-
Ram Jet.	2	2	-	-	-
Turbo-Prop	67	38	29	29	-
Liquid Rocket.	43	42	1	1	-
Reciprocating.	420	291	129	129	-
<u>OTHER - TOTAL</u>	<u>22</u>	<u>19</u>	<u>2</u>	<u>2</u>	<u>1</u>
Jet.	1	1	-	-	-
Liquid Rocket.	19	18	1	1	-
Reciprocating.	2	-	2	1	1

Source: Data Applications Division, Data Services Center, Comptroller of the Air Force

UNCLASSIFIED

TABLE 46 - USAF PROPULSION UNITS BY MAJOR TYPE, BY MODEL, BY STATUS, WORLD-WIDE
30 JUNE 1971

MAJOR TYPE AND MODEL	TOTAL	INSTALLED TOTAL	UNINSTALLED		
			Total	Serviceable	Reparable
TOTAL	54,839	36,396	18,443	7,604	10,839
JET - TOTAL	32,778	24,106	9,672	4,369	5,303
JT3	28	16	12	8	4
JT6	2	2	-	-	-
J33	1,639	1,045	594	198	396
J35	34	34	-	-	-
J44	19	6	13	10	3
J47	586	218	368	80	288
J52	455	371	84	60	24
J57	11,189	8,400	2,789	870	1,919
J60	529	370	159	85	74
J65	846	555	291	100	191
J69	3,177	1,986	1,191	1,057	134
J71	322	155	167	22	145
J73	40	4	36	2	34
J75	768	459	309	101	208
J79	5,504	4,206	1,298	535	763
J85	4,150	3,213	937	413	524
J93	23	6	17	15	2
J100	44	-	44	22	22
TF30	1,067	631	436	356	80
TF33	2,690	2,137	553	254	299
TF39	370	143	227	120	107
TF41	296	149	147	61	86
RAM JET - TOTAL	465	406	59	49	10
RJ43	465	406	59	49	10
TURBO-PROP - TOTAL	5,797	3,936	1,861	933	928
T34	243	141	102	23	79
T53	375	150	225	127	98
T56	3,800	2,772	1,028	544	484
T58	532	313	219	99	120
T64	172	107	65	38	27
T76	339	231	108	43	65
T400	216	143	73	36	37
T501	11	8	3	3	-
G400	109	71	38	20	18
LIQUID ROCKET - TOTAL	853	300	553	208	345
J10	14	6	8	6	2
LR79	56	45	11	9	2
LR87	108	73	35	27	8
LR89	128	8	120	35	85
LR91	106	73	33	25	8
LR101	345	91	254	82	172
LR105	96	4	92	24	68
RECIPROCATING - TOTAL	13,946	7,648	6,298	2,045	4,253
O290	5	5	-	-	-
O360	1,062	804	258	89	169
O470	714	390	324	101	223
O480	103	76	27	19	8
O520	50	29	21	16	5
R755	1	1	-	-	-
R985	53	12	41	14	27
R1300	202	81	121	42	79
R1340	5	3	2	1	1
R1820	797	344	453	120	333
R1830	1,495	710	785	217	568
R2000	1,416	713	703	212	491
R2800	2,453	1,577	876	351	525
R3350	2,119	1,117	1,002	445	557
R4360	3,471	1,786	1,685	418	1,267

Source: Data Applications Division, Data Services Center, Comptroller of the Air Force

UNCLASSIFIED

UNCLASSIFIED

TABLE 47 - USAF PROPULSION UNITS BY ACCOUNT, BY TYPE, BY STATUS, WORLD-WIDE -
30 JUNE 1971

ACCOUNT AND TYPE	TOTAL	INSTALLED	UNINSTALLED		
			Total	Serviceable	Reparable
<u>PROPULSION UNITS - TOTAL</u>	<u>54,839</u>	<u>36,396</u>	<u>18,443</u>	<u>7,604</u>	<u>10,839</u>
<u>US AIR FORCE - TOTAL</u>	<u>44,801</u>	<u>30,175</u>	<u>14,626</u>	<u>4,802</u>	<u>9,824</u>
<u>Jet - Total</u>	<u>28,654</u>	<u>21,404</u>	<u>7,250</u>	<u>2,604</u>	<u>4,646</u>
JT3	28	16	12	8	4
J33	1,315	882	433	152	281
J35	2	2	-	-	-
J47	242	31	211	6	205
J52	451	368	83	60	23
J57	9,711	7,307	2,404	710	1,694
J60	520	365	155	91	64
J65	561	359	202	45	157
J69	2,394	1,946	448	316	132
J71	313	147	166	21	145
J73	37	3	34	-	34
J75	684	401	283	89	194
J79	4,976	3,839	1,137	411	726
J85	3,570	2,860	710	247	463
J93	2	-	2	-	2
TF30	763	558	205	138	67
TF33	2,602	2,070	532	239	293
TF39	259	129	130	38	92
TF41	193	119	74	26	48
JT6	2	2	-	-	-
JOOL	29	-	29	7	22
<u>Ram Jet - Total</u>	<u>463</u>	<u>404</u>	<u>59</u>	<u>49</u>	<u>10</u>
RJ43	463	404	59	49	10
<u>Turbo-Prop - Total</u>	<u>4,772</u>	<u>3,215</u>	<u>1,557</u>	<u>715</u>	<u>842</u>
T34	235	137	98	21	77
T53	355	142	213	124	89
T56	2,875	2,086	789	362	427
T58	511	306	205	99	106
T64	149	101	48	23	25
T76	330	225	105	42	63
T400	204	140	64	27	37
G400	102	70	32	14	18
T501	11	8	3	3	-
<u>Liquid Rocket - Total</u>	<u>612</u>	<u>199</u>	<u>413</u>	<u>71</u>	<u>342</u>
J10	4	-	4	2	2
LR79	25	20	5	3	2
LR87	88	64	24	17	7
LR89	101	8	93	8	85
LR91	86	64	22	15	7
LR101	234	39	195	24	171
LR105	74	4	70	2	68
<u>Reciprocating - Total</u>	<u>10,300</u>	<u>4,953</u>	<u>5,347</u>	<u>1,363</u>	<u>3,984</u>
O360	878	638	240	75	165
O470	314	93	221	48	173
O480	50	30	20	12	8
O520	41	28	13	9	4
R985	47	9	38	12	26
R1300	173	63	110	39	71
R1340	4	3	1	1	-
R1820	660	241	419	97	322
R1830	1,325	588	737	180	557
R2000	1,055	486	569	104	465
R2800	2,275	1,462	813	303	510
R3350	1,287	737	850	334	516
R4360	1,891	575	1,316	149	1,167

UNCLASSIFIED

TABLE 47 - USAF PROPULSION UNITS BY ACCOUNT, BY TYPE, BY STATUS, WORLD-WIDE -
30 JUNE 1971 (CONTINUED)

ACCOUNT AND TYPE	TOTAL	INSTALLED TOTAL	UNINSTALLED		
			Total	Serviceable	Reparable
<u>BAILMENT - TOTAL</u>	<u>240</u>	<u>115</u>	<u>125</u>	<u>80</u>	<u>45</u>
<u>Jet - Total.</u>	<u>208</u>	<u>106</u>	<u>102</u>	<u>58</u>	<u>44</u>
J33.	21	2	19	17	2
J47.	73	14	59	19	40
J57.	24	22	2	2	-
J65.	1	-	1	1	-
J69.	6	-	6	6	-
J71.	4	4	-	-	-
J75.	1	1	-	-	-
J79.	8	6	2	1	1
J85.	12	8	4	3	1
J93.	2	-	2	2	-
TFO3	48	46	2	2	-
TFO4	6	3	3	3	-
JO01	2	-	2	2	-
<u>Turbo-Prop - Total</u>	<u>7</u>	<u>4</u>	<u>3</u>	<u>2</u>	<u>1</u>
T34.	7	4	3	2	1
<u>Reciprocating - Total.</u>	<u>25</u>	<u>5</u>	<u>20</u>	<u>20</u>	<u>-</u>
O470	2	1	1	1	-
O985	1	1	-	-	-
R1820.	1	1	-	-	-
R1830.	2	-	2	2	-
R2800.	2	2	-	-	-
R4360.	17	-	17	17	-
<u>US ARMY - TOTAL.</u>	<u>16</u>	<u>4</u>	<u>12</u>	<u>2</u>	<u>10</u>
<u>Reciprocating - Total.</u>	<u>12</u>	<u>4</u>	<u>8</u>	<u>2</u>	<u>6</u>
R1340.	1	-	1	-	1
R1830.	1	-	1	1	-
R2000.	5	4	1	1	-
R2800.	5	-	5	-	5
<u>Turbo-Prop - Total</u>	<u>4</u>	<u>-</u>	<u>4</u>	<u>-</u>	<u>4</u>
T58.	4	-	4	-	4
<u>GOVERNMENT FURNISHED PROPERTY - TOTAL.</u>	<u>856</u>	<u>712</u>	<u>144</u>	<u>123</u>	<u>21</u>
<u>Jet - Total.</u>	<u>309</u>	<u>240</u>	<u>69</u>	<u>60</u>	<u>9</u>
J33.	2	1	1	1	-
J47.	28	23	5	5	-
J57.	86	78	8	8	-
J60.	9	5	4	4	-
J65.	4	-	4	4	-
J69.	2	-	2	2	-
J71.	3	2	1	1	-
J75.	1	1	-	-	-
J79.	33	28	5	5	-
J85.	42	41	1	1	-
J93.	9	-	9	9	-
TF30	34	7	27	19	8
TF33	43	43	-	-	-
TF39	13	11	2	1	1
<u>Turbo-Prop - Total</u>	<u>366</u>	<u>324</u>	<u>42</u>	<u>32</u>	<u>10</u>
T53.	2	1	1	1	-
T56.	357	316	41	31	10
T76.	4	4	-	-	-
G400	1	1	-	-	-
T400	2	2	-	-	-

UNCLASSIFIED

UNCLASSIFIED

TABLE 47 - USAF PROPULSION UNITS BY ACCOUNT, BY TYPE, BY STATUS, WORLD-WIDE -
30 JUNE 1971 (CONTINUED)

ACCOUNT AND TYPE	TOTAL	INSTALLED TOTAL	UNINSTALLED		
			Total	Serviceable	Reparable
GOVERNMENT FURNISHED PROPERTY- (Continued)					
<u>Liquid Rocket - Total</u>	<u>15</u>	-	<u>15</u>	<u>15</u>	-
LR79	5	-	5	5	-
LR91	1	-	1	1	-
LR101	9	-	9	9	-
<u>Reciprocating - Total</u>	<u>166</u>	<u>148</u>	<u>18</u>	<u>16</u>	<u>2</u>
O470	4	4	-	-	-
O520	1	1	-	-	-
R1820	7	7	-	-	-
R1830	14	11	3	3	-
R2000	1	-	1	1	-
R2800	97	52	5	4	1
R3350	29	26	3	3	-
R4360	53	47	6	5	1
MILITARY ASSISTANCE PROGRAM (MAP) - TOTAL	<u>396</u>	<u>171</u>	<u>225</u>	<u>107</u>	<u>118</u>
<u>Jet - Total</u>	<u>243</u>	<u>132</u>	<u>111</u>	<u>47</u>	<u>64</u>
J33	8	-	8	-	8
J47	13	-	13	-	13
J57	18	3	15	-	15
J69	2	1	1	1	-
J79	142	92	50	32	18
J85	60	36	24	14	10
<u>Turbo-Prop - Total</u>	<u>13</u>	-	<u>13</u>	<u>4</u>	<u>9</u>
T56	13	-	13	4	9
<u>Reciprocating - Total</u>	<u>140</u>	<u>39</u>	<u>101</u>	<u>56</u>	<u>45</u>
R985	3	-	3	2	1
R1300	2	-	2	1	1
R1820	17	7	10	4	6
R1830	27	12	15	5	10
R2000	17	-	17	9	8
R2800	11	6	5	5	-
R3350	22	11	11	9	2
O360	2	-	2	-	2
O470	31	3	28	14	14
O520	8	-	8	7	1
GOVERNMENT FURNISHED AIRCRAFT EQUIPMENT - TOTAL	<u>938</u>	<u>221</u>	<u>717</u>	<u>674</u>	<u>43</u>
<u>Jet - Total</u>	<u>691</u>	<u>181</u>	<u>510</u>	<u>470</u>	<u>40</u>
J69	5	-	5	5	-
J79	149	82	67	67	-
J85	161	35	126	101	25
TF30	318	37	281	269	12
TF41	58	27	31	28	3
<u>Turbo-Prop - Total</u>	<u>87</u>	<u>1</u>	<u>86</u>	<u>84</u>	<u>2</u>
T56	61	-	61	61	-
T58	2	-	2	-	2
T64	14	-	14	14	-
G400	4	-	4	4	-
T400	6	1	5	5	-

UNCLASSIFIED

UNCLASSIFIED

TABLE 47 - USAF PROPULSION UNITS BY ACCOUNT, BY TYPE, BY STATUS, WORLD-WIDE -
30 JUNE 1971 (CONTINUED)

ACCOUNT AND TYPE	TOTAL	INSTALLED TOTAL	UNINSTALLED		
			Total	Serviceable	Reparable
<u>GOVERNMENT FURNISHED AIRCRAFT EQUIPMENT (Continued)</u>					
<u>Liquid Rocket - Total</u>	<u>160</u>	<u>39</u>	<u>121</u>	<u>120</u>	<u>1</u>
J10	10	6	4	4	-
LR79	7	7	-	-	-
LR87	17	7	10	10	-
LR89	27	-	27	27	-
LR91	16	7	9	9	-
LR101	61	12	49	48	1
LR105	22	-	22	22	-
<u>AIR NATIONAL GUARD BUREAU - TOTAL</u>	<u>4,205</u>	<u>3,123</u>	<u>1,082</u>	<u>625</u>	<u>457</u>
<u>Jet - Total</u>	<u>2,216</u>	<u>1,580</u>	<u>636</u>	<u>282</u>	<u>354</u>
J33	242	118	124	24	100
J35	2	2	-	-	-
J44	19	6	13	10	3
J47	204	130	74	45	29
J57	1,229	945	284	117	167
J65	274	192	82	48	34
J69	12	-	12	12	-
J73	1	1	-	-	-
J75	76	56	20	10	10
J79	64	49	15	9	6
J85	93	81	12	7	5
<u>Reciprocating - Total</u>	<u>1,837</u>	<u>1,418</u>	<u>419</u>	<u>324</u>	<u>95</u>
R1820	36	31	5	4	1
R1830	20	12	8	8	-
R2000	292	215	77	60	17
R2800	29	22	7	6	1
R3350	275	221	54	40	14
R4360	866	644	222	168	54
O360	160	147	13	12	1
O480	34	27	7	7	-
O470	125	99	26	19	7
<u>Turbo-Prop - Total</u>	<u>152</u>	<u>125</u>	<u>27</u>	<u>19</u>	<u>8</u>
T56	152	125	27	19	8
<u>AIR FORCE RESERVE - TOTAL</u>	<u>1,209</u>	<u>1,000</u>	<u>209</u>	<u>157</u>	<u>52</u>
<u>Jet - Total</u>	<u>137</u>	<u>123</u>	<u>14</u>	<u>7</u>	<u>7</u>
J85	137	123	14	7	7
<u>Reciprocating - Total</u>	<u>796</u>	<u>657</u>	<u>139</u>	<u>111</u>	<u>28</u>
R1820	29	15	14	12	2
R2800	10	8	2	2	-
R3350	96	72	24	20	4
R4360	549	454	95	74	21
O360	5	4	1	1	-
O470	106	103	3	2	1
O480	1	1	-	-	-
<u>Turbo-Prop - Total</u>	<u>276</u>	<u>220</u>	<u>56</u>	<u>39</u>	<u>17</u>
T53	6	4	2	1	1
T56	270	216	54	38	16

UNCLASSIFIED

UNCLASSIFIED

TABLE 47 - USAF PROPULSION UNITS BY ACCOUNT, BY TYPE, BY STATUS, WORLD-WIDE -
30 JUNE 1971 (CONTINUED)

ACCOUNT AND TYPE	TOTAL	INSTALLED TOTAL	UNINSTALLED		
			Total	Serviceable	Reparable
<u>GROUND TRAINING - TOTAL</u>	<u>323</u>	<u>138</u>	<u>185</u>	<u>40</u>	<u>145</u>
<u>Jet - Total</u>	<u>162</u>	<u>76</u>	<u>86</u>	<u>19</u>	<u>67</u>
J33	15	6	9	4	5
J47	6	1	5	4	1
J52	4	3	1	-	1
J57	76	36	40	2	38
J65	2	2	-	-	-
J69	14	12	2	2	-
J71	2	2	-	-	-
J75	4	3	1	-	1
J79	11	1	10	2	8
J85	5	-	5	-	5
TF30	14	10	4	3	1
TF33	5	-	5	2	3
TF39	3	-	3	-	3
RF41	1	-	1	-	1
<u>Turbo-Prop - Total</u>	<u>50</u>	<u>8</u>	<u>42</u>	<u>8</u>	<u>34</u>
T34	1	-	1	-	1
T53	11	2	9	1	8
T56	18	4	14	1	13
T58	10	2	8	-	8
T64	2	-	2	-	2
T76	2	-	2	-	2
T400	4	-	4	4	-
G400	2	-	2	2	-
<u>Liquid Rocket - Total</u>	<u>4</u>	<u>2</u>	<u>2</u>	<u>-</u>	<u>2</u>
LR79	2	1	1	-	1
LR91	2	1	1	-	1
<u>Reciprocating - Total</u>	<u>107</u>	<u>52</u>	<u>55</u>	<u>13</u>	<u>42</u>
O360	1	-	1	-	1
R1300	26	17	9	2	7
R1820	1	-	1	-	1
R2000	7	4	3	3	-
R2800	11	2	9	1	8
R3350	1	-	1	-	1
RZ360	46	22	24	-	24
O470	1	1	-	-	-
R1830	13	6	7	7	-
<u>US NAVY - TOTAL</u>	<u>101</u>	<u>38</u>	<u>63</u>	<u>7</u>	<u>56</u>
<u>Jet - Total</u>	<u>44</u>	<u>6</u>	<u>38</u>	<u>5</u>	<u>33</u>
J69	5	5	-	-	-
J85	1	1	-	-	-
TF30	1	-	1	1	-
TF41	37	-	37	4	33
<u>Reciprocating - Total</u>	<u>55</u>	<u>31</u>	<u>24</u>	<u>2</u>	<u>22</u>
R1820	28	27	1	-	1
R2000	2	-	2	1	1
R3350	21	-	21	1	20
O470	4	4	-	-	-
<u>Turbo-Prop - Total</u>	<u>2</u>	<u>1</u>	<u>1</u>	<u>-</u>	<u>1</u>
T56	1	-	1	-	1
T76	1	1	-	-	-

UNCLASSIFIED

UNCLASSIFIED

TABLE 47 - USAF PROPULSION UNITS BY ACCOUNT, BY TYPE, BY STATUS, WORLD-WIDE -
30 JUNE 1971 (CONTINUED)

ACCOUNT AND TYPE	TOTAL	INSTALLED TOTAL	UNINSTALLED		
			Total	Serviceable	Reparable
<u>RESEARCH AND DEVELOPMENT - TOTAL</u>	<u>59</u>	-	<u>59</u>	<u>21</u>	<u>38</u>
<u>Jet - Total</u>	<u>58</u>	-	<u>58</u>	<u>20</u>	<u>38</u>
J57	25	-	25	9	16
J65	1	-	1	1	-
J69	3	-	3	2	1
J75	3	-	3	-	3
J79	5	-	5	1	4
J85	8	-	8	-	8
TF30	7	-	7	5	2
TF33	5	-	5	2	3
TF41	1	-	1	-	1
<u>Turbo-Prop - Total</u>	<u>1</u>	-	<u>1</u>	<u>1</u>	-
T64	1	-	1	1	-
<u>ON LOAN - TOTAL</u>	<u>21</u>	<u>2</u>	<u>16</u>	<u>15</u>	<u>1</u>
<u>Jet - Total</u>	<u>16</u>	-	<u>16</u>	<u>15</u>	<u>1</u>
J57	10	-	10	10	-
J65	1	-	1	1	-
J69	1	-	1	-	1
J93	4	-	4	4	-
<u>Reciprocating - Total</u>	<u>5</u>	<u>2</u>	-	-	-
O470	4	4	-	-	-
R1300	1	1	-	-	-
<u>AERO CLUB - TOTAL</u>	<u>81</u>	<u>45</u>	<u>36</u>	<u>8</u>	<u>28</u>
<u>Reciprocating - Total</u>	<u>81</u>	<u>45</u>	<u>36</u>	<u>8</u>	<u>28</u>
O290	4	4	-	-	-
O470	77	41	36	8	28
<u>FEDERAL AVIATION AGENCY - TOTAL</u>	<u>9</u>	<u>9</u>	-	-	-
<u>Jet - Total</u>	<u>9</u>	<u>9</u>	-	-	-
J57	8	8	-	-	-
J65	1	1	-	-	-
<u>CLASSIFIED PROJECT - TOTAL</u>	<u>1,562</u>	<u>621</u>	<u>941</u>	<u>941</u>	-
<u>Jet - Total</u>	<u>1,030</u>	<u>248</u>	<u>782</u>	<u>782</u>	-
J33	35	35	-	-	-
J35	30	30	-	-	-
J47	20	19	1	1	-
J57	3	2	1	1	-
J69	744	22	722	722	-
J73	4	-	4	4	-
J75	2	-	2	2	-
J79	113	106	7	7	-
J85	61	28	33	33	-
T93	6	6	-	-	-
TF30	1	-	1	1	-
TF33	11	-	11	11	-

UNCLASSIFIED

UNCLASSIFIED

**TABLE 47 - USAF PROPULSION UNITS BY ACCOUNT, BY TYPE, BY STATUS, WORLD-WIDE -
30 JUNE 1971 (CONTINUED)**

ACCOUNT AND TYPE	TOTAL	INSTALLED TOTAL	UNINSTALLED		
			Total	Serviceable	Reparable
CLASSIFIED PROJECT (Continued)					
<u>Turbo-Prop - Total</u>	<u>67</u>	<u>38</u>	<u>29</u>	<u>29</u>	-
T53	1	1	-	-	-
T56	53	25	28	28	-
T58	5	5	-	-	-
T64	6	6	-	-	-
T67	2	1	1	1	-
<u>Liquid Rocket - Total</u>	<u>42</u>	<u>42</u>	<u>1</u>	<u>1</u>	<u>1</u>
LR79	13	12	1	1	1
LR87	1	1	-	-	-
LR91	1	1	-	-	-
LR101	28	28	-	-	-
<u>Reciprocating - Total</u>	<u>420</u>	<u>291</u>	<u>129</u>	<u>129</u>	-
O290	1	1	-	-	-
O360	16	15	1	1	-
O470	45	37	8	8	-
O480	18	18	-	-	-
O755	1	1	-	-	-
R985	2	2	-	-	-
R1820	18	15	3	3	-
R1830	92	81	11	11	-
R2000	38	4	34	34	-
R2800	52	23	29	29	-
R3350	88	50	38	38	-
R4360	49	44	5	5	-
<u>Ram Jet - Total</u>	<u>2</u>	<u>2</u>	-	-	-
RJ43	2	2	-	-	-
<u>OTHER - TOTAL</u>	<u>22</u>	<u>19</u>	<u>3</u>	<u>2</u>	<u>1</u>
<u>Liquid Rocket - Total</u>	<u>19</u>	<u>18</u>	<u>1</u>	<u>1</u>	-
LR79	6	6	-	-	-
LR101	13	12	1	1	-
<u>Jet - Total</u>	<u>1</u>	<u>1</u>	-	-	-
J65	1	1	-	-	-
<u>Reciprocating - Total</u>	<u>2</u>	-	<u>2</u>	<u>1</u>	<u>1</u>
O470	1	-	1	1	-
R1830	2	-	1	-	1

Source: Data Applications Division, Data Services Center, Comptroller of the Air Force

UNCLASSIFIED
MATERIEL (CONTINUED)
VEHICLES

INTRODUCTION

The tables included in this section provide summary data on the status of the USAF World-wide Vehicle Inventory. Air Force Supply Manual 67-1, Vol VII, Part one dated, 7 March 1962, with changes and Air Force Manual 171-14, dated, 1 September 1960, Volume II, with changes, constitute the basic authority for the system.

Due to changes in the Air Staff needs, the detailed vehicle inventory data are available on an annual basis (30 June).

DEFINITIONS

IN STORAGE - Motor vehicles not in use which are being held at depots, stations, and bases for reserve or to fill requisitions made through regular supply channels and procedures.

NOT READY FOR ISSUE - Motor vehicles which cannot be issued for use because of their unserviceability.

SPECIAL DESIGN VEHICLES - Motor Vehicles designed for special purpose use, e. g., fire engines, rotary snow plows, and other vehicles with mounted equipment which are used for purpose other than to provide transportation service for personnel, supplies or equipment.

TRANSPORT DESIGN VEHICLES - General purpose motor vehicles designed to provide transportation service, i.e., transportation of personnel or cargo.

UNCLASSIFIED

TABLE 48 - USAF VEHICLES BY DESIGN AND APPLICATION, IN USE AND IN STORAGE, WORLD-WIDE -
30 JUNE 1971

DESIGN AND APPLICATION	TOTAL	IN USE	IN STORAGE		
			Total	Ready for Issue	Not Ready For Issue
<u>TOTAL</u>	<u>87,692</u>	<u>85,217</u>	<u>2,475</u>	<u>1,952</u>	<u>523</u>
<u>COMMERCIAL DESIGN - TOTAL</u>	<u>65,114</u>	<u>63,766</u>	<u>1,348</u>	<u>1,005</u>	<u>343</u>
<u>General Purpose - Total</u>	<u>57,403</u>	<u>56,424</u>	<u>979</u>	<u>718</u>	<u>261</u>
Sedans	5,089	5,081	8	2	6
Bus, Body on Chassis, 1 Through 37 Passenger	2,572	2,484	88	58	30
Bus, Body on Chassis, 38 Passenger and Over	600	594	6	6	0
Bus, Integral	96	95	1	0	1
Station Wagon	2,837	2,816	21	5	16
Ambulance, Truck	780	677	103	99	4
Ambulance, Metropolitan and Station Wagon	594	591	3	1	2
Truck, Pickup 3800-6999 lbs GW	17,437	17,240	197	152	45
Truck, Other 3200-6999 lbs GW	4,346	4,293	71	24	47
Truck, 7000-9999 lbs GW	9,787	9,661	126	71	55
Truck, 10000-15999 lbs GW	4,823	4,784	39	32	7
Truck/Truck Tractor 19000-23999 lbs GW	1,481	1,415	66	57	9
Truck/Truck Tractor 24000-39499 lbs GW	2,070	2,010	60	51	9
Truck/Truck Tractor 39500 lbs and Over	1,830	1,752	78	62	16
Truck Chassis	221	221	0	0	0
Bus/Ambulance and Bus Train	131	125	6	3	3
Trailers and Semi-Trailers	2,691	2,585	106	95	11
<u>Special Purpose - Total</u>	<u>7,711</u>	<u>7,342</u>	<u>369</u>	<u>287</u>	<u>82</u>
Truck, Wrecker	230	224	6	1	5
Truck, Refuse	1,494	1,485	9	0	0
Truck, Powerline and Telephone Maintenance	509	506	3	0	3
Truck, H. Reach	257	253	4	0	4
Truck, H. Lift	257	251	6	3	3
Truck, Fuel	522	520	2	2	0
Truck, Dump	2,292	2,154	138	138	16
Truck, Other	234	231	3	2	1
Truck, Crane	406	357	49	35	14
Semi-Trailer	160	150	10	8	2
Trailer	1,350	1,211	139	114	25
<u>MILITARY DESIGN - TOTAL</u>	<u>22,578</u>	<u>21,451</u>	<u>1,127</u>	<u>1,947</u>	<u>180</u>
<u>General Purpose Total</u>	<u>10,030</u>	<u>9,349</u>	<u>681</u>	<u>621</u>	<u>60</u>
Ambulance	104	99	5	5	0
Truck, 1/4 Ton Jeep	1,398	1,285	113	100	13
Truck, 7000-9999 GW	1,174	1,091	83	77	6
Truck & Truck Tractor, 19000-23999 GW	2,845	2,765	80	70	10
Truck & Truck Tractor, 24000-39499 GW	59	59	0	0	0
Truck & Truck Tractor, 39500 and over	358	306	52	43	9
Semi-Trailer	445	444	1	0	1
Semi-Trailer L/B	779	741	38	33	5
Trailer All Types	2,793	2,486	307	293	14
Dollies	75	73	2	0	2
<u>Special Purpose - Total</u>	<u>12,545</u>	<u>12,102</u>	<u>446</u>	<u>326</u>	<u>120</u>
Truck, Powerline and Telephone Maintenance	252	252	0	0	0
Truck, Wrecker	362	358	4	2	2
Truck, Crash	1,704	1,669	35	9	26
Truck, Fire	771	762	9	2	7
Truck, (Demineralized Water)	293	269	24	18	6
Truck, Fuel	2,561	2,456	105	74	31
Truck, Other	206	202	4	2	2
Semi-Trailer	1,935	1,831	104	83	21
Trailer	1,592	1,510	82	72	10
Tractor, Towing	2,188	2,137	51	37	14
Carrier, Cargo & Personnel	51	51	0	0	0
Dolly Sets	518	512	6	6	0
Armored Cars	115	93	22	21	1

Source: Director of Transportation
DCS/Systems and Logistics

UNCLASSIFIED

TABLE 49 - USAF COMMERCIAL DESIGN VEHICLES IN USE, BY AREA, WORLD-WIDE - 30 JUNE 1971

GROUP	TOTAL	UNITED STATES	U.S. POSSESSIONS	FOREIGN COUNTRIES
<u>WORLD-WIDE - TOTAL</u>	<u>53,493</u>	<u>36,926</u>	<u>872</u>	<u>15,695</u>
Sedans	5,081	3,998	50	1,033
Bus, body on chassis, 1 through 37 passengers) . .	2,484	1,468	47	969
Bus, body on chassis (38 passengers and over) . .	594	344	19	231
Bus, Integral	95	87	0	8
Station Wagon	2,816	2,237	55	524
Ambulances	1,268	919	15	334
Truck, Pickup 3800-6999GVW	17,240	11,670	316	5,254
Truck, Other 3200-6999GVW	4,293	3,099	56	1,138
Truck, 7000-9999GVW	9,661	6,390	150	3,121
Truck, 10000-15999GVW	4,784	3,056	81	1,647
Truck, 19000-23999GVW & Truck Tractor 21000-23999GVW	1,415	959	17	439
Truck & Truck Tractor 24000-39499GVW	2,010	1,526	41	443
Truck & Truck Tractor 39500GVW & Over	1,752	1,173	25	554

Source: Director of Transportation, DCS/Systems and Logistics.

UNCLASSIFIED

SECRET

(This page is Unclassified)

179

MATERIEL (CONTINUED)

WAR READINESS MATERIEL

INTRODUCTION

Data included in this section portrays USAF inventory of selected airmunitions items (including Vamp/Lamp) as well as material relating to Southeast Asia ordnance expenditures (excluding Vamp/Lamp) by 7th Air Force and Strategic Air Command.

Material on selected items of War Readiness Materiel is based on information submitted in accordance with Air Force Manual 67-1, Volume I, Part I, Chapter 14, and reflects summary data depicting pre-storage of war consumables.

DEFINITIONS

WAR CONSUMABLES - Essential support items used in direct support of aircraft and personnel during wartime operation.

WAR READINESS MATERIEL (WEM) - Quantities of materiel necessary to assure immediate availability of resources to support the initial phase of approved Air Force war plans in the event of an emergency.

SECRET

(This page is Unclassified)

SECRET

TABLE 50 - USAF INVENTORY OF AIRMUNITION ITEMS, WORLD-WIDE (INCLUDING VAMP/LAMP)
30 JUNE 1971

ITEM	QUANTITIES
BOMBS	
750# M117	367,500
3000# M118	1,159
250# MK 81	105,000
500# MK 82	670,800
2000# MK 84	6,900
750# M36	11,800
100# M1A2/4	30,400
100# M47	3,900
500# BLU-23/32	39,200
750# BLU-1/27M116	47,700
BLU-52	3,678
CBU-1	28,600
CBU-2	15,800
CBU-3	6,142
CBU-7	857
CBU-12	2,115
CBU-14	4,300
CBU-22	2,556
CBU-24	44,800
CBU-25	12,100
CBU-29/49	23,800
CBU-30	3,483
CBU-34/42	2,069
CBU-38	343
CBU-46	7,900
CBU-52	1,740
CBU-53	129
ADU-253	38,696
BLU-31 (MINE)	6,047
BLU-82	76
ROCKEYE	1,842
WALLEYE	2,837
AIRCRAFT GUN AMMUNITION (Thous)	
20M/M Cartridges for M3 Gun	14,540
20M/M Cartridges for M39 Gun	20,160
20M/M Cartridges for M61 Gun	28,800
7.62M/M Cartridges	120,310
MISSILES	
AIM-4A/D/F/G FALCON	18,996
AIM-7E SPARROW	6,533
AIM-9B/E SIDEWINDER	9,687
AIM-26B FALCON	1,035
AGM-12B BULLPUP	5,751
AGM-12C BULLPUP	483
AGM-12E	201
AGM-45 SHRIKE	6,384
AGM-78A/B/C	397
ROCKETS	
2.75" Rocket Motor	1,495,700

SECRET

DOWNGRADE AT 3 YEAR INTERVALS;
DECLASSIFIED AFTER 12 YEARS.
DOD DIR. 5200.10

TABLE 50 - USAF INVENTORY OF AIRMUNITION ITEMS, WORLD-WIDE (INCLUDING VAMP/LAMP)
30 JUNE 1971 (CONTINUED)

ITEM	QUANTITIES
<u>FLARES</u>	
MK 24/45 Flare	318,800
MLU-32 (BRITNEYE)	1,759
LUU-2/B	30,400
<u>MISCELLANEOUS</u>	
MK 75 MOD Kit	53,800
EO Bomb Kit	1,319
Laser Kit	5,416

Source: Munitions Division, Directorate of Supply and Services,
Deputy Chief of Staff, Systems and Logistics, USAF

TABLE 51 - SOUTHEAST ASIA ORDNANCE EXPENDITURES (EXCLUDING VAMP/LAMP)
BY 7TH AIR FORCE AND STRATEGIC AIR COMMAND
FY 1968 THROUGH FY 1971

ITEM	FY 1968	FY 1969	FY 1970	FY 1971
<u>AIRCRAFT GUN AMMUNITION (Thous Rds)</u>				
20MM (M3 Gun)	2,384	1,440	2,334	1,782
20MM (M39 Gun)	19,936	21,203	9,832	3,190
20MM (M61 Gun)	10,226	13,681	14,089	9,992
7.62MM	78,002	101,575	79,973	62,729
<u>FLARES</u>				
MK 24	533,028	454,165	317,526	160,793
MLU 32 (BRITNEYE)	-	-	27	427
LUU-2/B	-	-	-	300
<u>BOMBS</u>				
<u>BLU/FIRE</u>				
500# BLU-11/23/32	18,685	54,714	38,950	18,445
750# ML16/BLU-1/27	104,573	124,744	87,383	53,771
BLU-52	-	1,033	514	325
<u>GENERAL PURPOSE</u>				
250# MK81	28,394	31,587	1,837	12
500# MK82	1,274,599	1,774,615	1,566,924	974,219
750# ML17	854,507	1,027,353	754,915	523,587
2000# MK84	1,733	10,138	7,016	8,017
3000# ML18	3,487	528	1,385	539

SECRET

**TABLE 51 - SOUTHEAST ASIA ORDNANCE EXPENDITURES (EXCLUDING VAMP/LAMP)
BY 7TH AIR FORCE AND STRATEGIC AIR COMMAND
FY 1968 THROUGH FY 1971 (CONTINUED)**

ITEM	FY 1968	FY 1969	FY 1970	FY 1971
<u>BOMBS (Continued)</u>				
<u>Special Purpose</u>				
ADU-253	861	1,168	2,857	-
ADU-272	4,228	5,971	2,540	67
BLU-31	-	97	142	-
BLU-82	-	-	72	171
ROCKEYE	-	-	1,245	884
WALLEYE	74	55	74	10
CBU-1	24	2	-	-
CBU-2	10,323	6,720	10	-
CBU-12	966	689	214	506
CBU-14	19,087	23,944	19,679	1,544
CBU-19	1,351	1,089	629	-
CBU-22	1,425	769	1,547	564
CBU-24	25,354	76,083	76,709	68,799
CBU-25	11,723	14,610	14,494	23,136
CBU-28/37	69	1,160	242	61
CBU-29/49	2,879	13,185	16,987	11,331
CBU-30	-	74	642	149
CBU-34/42	-	2,069	3,071	4,734
CBU-38	-	-	-	1,273
CBU-46	-	430	1,164	2,851
CBU-52	-	-	-	15
MIA2/4 FRAG	18,828	35,777	29,794	3,106
<u>ROCKET MOTORS</u>				
2.75" Rocket Motor	1,392,498	1,520,850	879,907	432,105
<u>MISSILES</u>				
AIM-4A	15	55	16	-
AIM-4D	167	148	149	56
SPARROW, AIM-7D/E	607	258	124	28
SIDEWINDER, AIM-9B/E	117	1	80	17
BULLPUP, ACM-12C	1,498	2,931	1,653	288
ACM-12E	-	74	116	5
SHRIKE, ACM-45A	1,289	60	14	31
ACM-78A/B	8	-	-	15
AIM-26B	1	50	48	-
<u>MISCELLANEOUS</u>				
MK 75 Destruction	16,606	29,300	19,914	1,127
Laser Kits	-	876	2,337	4,773
EO Kits	-	63	25	114

Source: Munitions Division, Directorate of Supply and Services
Deputy Chief of Staff, Systems and Logistics, USAF

SECRET

DOWNGRADE AT 3 YEAR INTERVALS;
DECLASSIFIED AFTER 12 YEARS.
DOD DIR. 5200.10

**TABLE 52 - PREPOSITION AND PER CENT OF REQUIREMENTS OF WAR READINESS MATERIEL (WRM) FOR
SELECTED ITEMS, WORLD-WIDE 25 DEC 1970 AND 25 JULY 1971**

(The data below reflect total assets on hand (including peacetime operating stocks and substitute items at each reporting base but excluding assets in AFLC depots). Status of specific types within each item will vary from the overall percentage shown).

WAR READINESS MATERIEL ITEM	UNIT OF MEASURE	25 DECEMBER 1970		25 JUNE 1971	
		Quantity On Hand	Per Cent Of Requirements	Quantity On Hand	Per Cent Of Requirements
<u>WAR CONSUMABLES</u>					
Auxiliary Fuel Tanks	Each	80,940	80	75,643	66
De-Icing Fluid, Airfoil	Gallons	2,865,204	134	2,575,824	127
Dropsondes	Each	3,601	81	3,088	103
Gaseous Oxygen	Cubic Feet	3,571,989	154	2,451,491	139
Methyl Alcohol	Gallons	616,884	243	474,482	226
Plyon Assemblies	Each	8,679	104	9,697	96
Subsistence: In Flight Packets	Packages	902,598	128	802,099	177
Window Material (CHAFF)	Cartons	41,917	106	40,176	130
<u>AMMUNITION RELATED ITEMS (Selected)</u>					
Adapters and Launchers	Each	1,526	104	1,375	99
Airborne Weapons (Guns)	Each	2,081	91	1,706	106
Airborne Weapons (Barrels)	Each	11,941	86	10,696	93
Multi and Triple Purpose Ejector Racks	Each	10,362	68	9,772	66

Source: Data Applications Division, Data Services Center, Comptroller of the Air Force

SECRET

(This page is Unclassified)

MATERIEL (CONTINUED)**AIR FORCE EQUIPMENT MANAGEMENT SYSTEM (AFEMS)****INTRODUCTION**

The table included in this section provides summary monetary data on the Air Force Equipment Authorization Inventory portion of the USAF Equipment Management System (AFEMS). These semi-annual data have been summarized from the Monetary Report of AF Equipment Authorization Inventory Data (E-AID), RCS: 9-AF-S106 submitted by each major air command to Air Force Logistics Command. The directives governing the system are Part One, Volume IV of the Air Force Supply Manual 67-1, and Volume III, Part 19 of the Air Force Manual 171-14.

DEFINITIONS

AUTHORIZATION - A validated equipment requirement established in accordance with current directives for a specific item in a stated quantity for entry in the appropriate column of the E-AID.

BASE EQUIPMENT MANAGEMENT OFFICE (BEMO/EMO) - The AF base organization which has responsibility for management of the base equipping program and providing other unit supply support.

COMMAND EQUIPMENT MANAGEMENT OFFICE (CEMO) - The major air command or separate operating agency organization responsible for management of the command equipping program.

EQUIPMENT AUTHORIZATION INVENTORY DATA (E-AID) - This PCAM record reflects equipment authorized and in use/in place, including substitute items. (Replaces Unit Authorization List, Materiel Readiness Authorization List, and certain other accountable records.)

EQUIPMENT STORED IN WAREHOUSE - Those assets stored in the warehouse for which authorized levels have been established and/or those assets excess to requirements for which disposition action has not been received.

IN-PLACE EQUIPMENT - Equipment which is physically placed at specific locations in support of wartime additive missions.

IN-USE EQUIPMENT - Equipment in the possession of the unit or the organization and accounted for on the unit property records. This includes item actually in the hands of the unit regardless of condition.

ORGANIZATIONAL EQUIPMENT - All equipment items authorized to or on hand in an organization or base to support its mission (peace and War). Organizational equipment is divided into four types - Mobility Equipment, Support Equipment, Joint-Use Equipment, and War Readiness Materiel Equipment.

**SECRET
NOFORN**

(This page is Unclassified)

TABLE 53 - MONETARY VALUE OF USAF EQUIPMENT EITHER AUTHORIZED OR IN-PLACE AWAITING DISPOSITION BY COMMAND - 15 OCTOBER 1970 AND 15 APRIL 1971

COMMAND	WAREHOUSE STORAGE			
	Authorized	In-Place	Authorized	In-Place
	15 OCTOBER 1970		15 APRIL 1971	
TOTAL	\$ 18,540,479	\$ 85,829,039	\$ 12,599,999	\$ 69,172,503
Aeronautical Chart and Information Center	-	-	-	-
Aerospace Defense Command	560,144	3,663,572	430,534	2,233,529
Air Force Accounting and Finance Center	-	-	-	-
Air Force Communications Service	-	-	45,071	237,306
Air Force Logistics Command	193,048	987,677	201,883	877,801
Air Force Systems Command	877,106	7,656,647	516,082	3,827,419
Air National Guard	48,889	986,506	114,750	3,100,195
Air Training Command	2,332,561	2,647,108	2,043,159	3,336,235
Air University	17,527	191,283	16,359	289,613
Alaskan Air Command	692,108	2,363,645	647,132	1,429,685
Air Force Reserve	22,280	766,365	74,844	831,812
Headquarters Command, USAF	173,316	568,340	186,601	452,313
Military Airlift Command	959,386	3,140,420	847,353	2,083,305
Office of Aerospace Research ^{a/}	-	-	-	-
Pacific Air Forces	7,735,216	30,333,840	2,950,761	25,197,481
Strategic Air Command	1,632,993	9,544,704	1,658,718	6,913,870
Tactical Air Command	1,747,716	9,582,716	1,732,598	6,358,009
USAF Academy	36,189	173,475	27,511	63,641
US Air Forces in Europe	768,986	11,493,783	864,285	10,705,745
USAF Security Service	700,985	1,638,581	197,745	1,053,805
USAF Southern Command	42,029	90,377	44,613	180,739

^{a/} Inactivated 1 July 1970.

Source: Supply Systems Division, Director of Supply and Services, and Data Applications Division, Data Services Center, Comptroller of the Air Force

UNCLASSIFIED

TABLE 54 - MONETARY VALUE OF USAF EQUIPMENT AUTHORIZED AND

186

COMMAND	AIR FORCE			
	TOTAL			Programmed Com-Support Program/ Electronic
	Authorized	In-Use	Total Percent Equipped	Authorized
	Dollar Value (Actual)	Dollar Value (Actual)		Dollar Value (Actual)
	15 Octo-			
TOTAL	\$ 8,189,644,607	\$ 7,261,927,130	89	\$ 1,049,280,631
Aeronautical Chart and Information Center.	30,022,500	18,271,872	61	-
Aerospace Defense Command.	558,051,515	540,361,193	97	242,842,572
Air Force Accounting and Finance Center.	3,094,924	2,777,767	90	9,190
Air Force Communications Service	636,964,232	601,274,295	94	409,132,179
Air Force Logistics Command.	846,095,529	732,568,261	87	927,846
Air Force Systems Command.	509,877,365	484,889,077	95	37,265,004
Air National Guard	513,451,382	389,340,094	76	-
Air Training Command	641,657,129	581,645,926	91	68,958,468
Air University	16,932,078	15,766,595	93	11,450
Alaskan Air Command.	101,029,127	90,363,785	89	23,636,824
Air Force Reserve.	64,348,844	48,239,604	75	19,405
Headquarters Command, USAF.	65,063,610	60,848,067	94	-
Military Airlift Command	325,979,561	279,527,337	86	12,915,134
Office of Aerospace Research ^{b/}	-	-	-	-
Pacific Air Forces	730,441,671	631,897,365	87	10,186,085
Strategic Air Command.	1,759,048,524	1,656,144,040	94	138,465,434
Tactical Air Command	722,048,379	564,963,310	78	-
USAF Academy	27,492,277	25,557,478	93	-
U S Air Forces in Europe	471,946,995	384,692,954	82	52,193,166
USAF Security Service.	147,279,589	137,360,742	93	52,717,874
USAF Southern Command.	18,819,376	15,437,368	82	-
	15 A-			
TOTAL	\$ 8,657,413,449	\$ 7,534,593,225	87	\$ 1,154,458,871
Aeronautical Chart and Information Center.	30,480,489	20,858,799	68	-
Aerospace Defense Command.	602,135,943	560,661,374	93	238,274,001
Air Force Accounting and Finance Center.	3,153,659	2,798,229	89	9,413
Air Force Communications Service	761,589,419	705,060,688	80	523,353,426
Air Force Logistics Command.	866,490,436	767,537,934	89	1,045,302
Air Force Systems Command.	531,708,528	489,399,490	92	41,087,997
Air National Guard	708,668,156	475,404,966	67	-
Air Training Command	622,909,807	557,077,964	89	58,935,697
Air University	16,671,754	15,209,368	91	11,450
Alaskan Air Command.	105,787,097	93,910,367	89	24,158,020
Air Force Reserve.	73,094,509	57,497,135	79	74,844
Headquarters Command, USAF	67,048,068	60,817,572	91	-
Military Airlift Command	345,143,159	293,381,259	85	13,868,756
Office of Aerospace Research	-	-	-	-
Pacific Air Forces	665,305,736	555,885,925	84	10,775,955
Strategic Air Command.	1,797,767,737	1,678,479,249	93	137,816,334
Tactical Air Command	753,044,769	607,805,976	81	-
USAF Academy	27,046,501	25,072,409	93	-
U S Air Forces in Europe	492,380,504	390,279,643	79	43,394,216
USAF Security Service.	169,198,150	162,783,797	96	61,653,460
USAF Southern Command.	17,789,028	14,671,081	82	-

^{a/} Less than 0.5
^{b/} Inactivated 1 July 1970

Source: Supply Systems Division, Director of Supply and Services; and Data Applications Division, Data Services Center, Comptroller of the Air Force

UNCLASSIFIED

UNCLASSIFIED

IN USE BY COMMAND, WORLD-WIDE - 15 OCT 1970 AND 15 APR 1971

187

EQUIPMENT					COMMAND
COMMUNICATIONS	ALL OTHER EQUIPMENT				
METEOROLOGICAL					
In-Use	Authorized		In-Use		
Dollar Value (Actual)	Dollar Value (Actual)	Per Cent of Total	Dollar Value (Actual)	Per Cent of Total	
BER 1970					
\$ <u>1,044,077,007</u>	\$ 7,140,363,976	<u>100</u>	\$ <u>6,217,850,123</u>	<u>100</u>	<u>TOTAL</u>
-	30,022,500	a/	18,271,872	a/	Aeronautical Chart and Information Center
241,936,744	315,208,943	5	298,424,449	5	Aerospace Defense Command
9,190	3,083,734	a/	2,768,577	a/	Air Force Accounting and Finance Center
405,472,096	227,832,053	3	195,802,199	3	Air Force Communications Service
926,546	845,167,683	12	731,641,715	12	Air Force Logistics Command
36,753,124	472,612,361	7	448,135,953	7	Air Force Systems Command
-	513,451,382	7	389,340,094	6	Air National Guard
68,957,880	572,698,661	8	512,688,046	8	Air Training Command
11,450	16,920,628	a/	15,755,145	a/	Air University
23,632,274	77,392,303	1	66,731,511	1	Alaskan Air Command
19,405	64,329,439	1	48,220,199	1	Air Force Reserve
-	65,063,610	1	60,848,067	1	Headquarters Command, USAF
12,773,892	313,064,427	5	266,753,445	5	Military Airlift Command
-	-	-	-	-	Office of Aerospace Research
10,199,943	720,255,586	10	621,697,422	10	Pacific Air Forces
138,520,269	1,620,583,090	23	1,517,623,771	25	Strategic Air Command
-	722,048,379	10	564,963,310	9	Tactical Air Command
-	27,492,277	a/	25,557,478	a/	USAF Academy
52,196,509	419,753,829	6	332,496,445	6	U S Air Forces in Europe
52,667,685	94,561,715	1	84,693,057	1	USAF Security Service
-	18,819,376	a/	15,437,368	a/	USAF Southern Command
FRIL 1971					
\$ <u>1,138,605,769</u>	\$ <u>7,502,954,578</u>	<u>100</u>	\$ <u>6,395,987,456</u>	<u>100</u>	<u>TOTAL</u>
-	30,480,489	a/	20,858,799	a/	Aeronautical Chart and Information Center
235,659,615	363,861,942	5	325,001,759	5	Aerospace Defense Command
9,254	3,144,246	a/	2,788,975	a/	Air Force Accounting and Finance Center
513,688,137	238,235,993	3	191,372,551	3	Air Force Communications Service
1,039,992	865,445,134	12	766,497,942	12	Air Force Logistics Command
39,857,290	490,620,531	7	449,542,200	7	Air Force Systems Command
-	708,668,156	9	475,404,966	7	Air National Guard
59,147,537	563,974,110	8	497,930,427	8	Air Training Command
11,450	16,660,304	a/	15,197,918	a/	Air University
24,153,470	81,629,077	1	69,756,897	1	Alaskan Air Command
711,160	73,019,665	1	56,785,975	1	Air Force Reserve
-	67,048,068	1	60,817,572	1	Headquarters Command, USAF
13,774,351	331,274,403	5	279,606,908	4	Military Airlift Command
-	-	-	-	-	Office of Aerospace Research
10,696,746	654,529,781	9	545,189,179	9	Pacific Air Forces
137,069,098	1,659,951,403	22	1,541,410,151	24	Strategic Air Command
-	753,044,769	10	607,805,976	10	Tactical Air Command
-	27,046,501	a/	25,072,409	a/	USAF Academy
43,396,388	448,986,288	6	346,883,255	6	U S Air Forces in Europe
59,391,281	107,544,690	1	103,392,516	2	USAF Security Service
-	17,789,028	a/	14,671,081	a/	USAF Southern Command

UNCLASSIFIED

UNCLASSIFIED
MATERIEL (CONTINUED)
MACHINE TOOLS

INTRODUCTION

The table in this section provides summary data on the status of the inventory and acquisition cost of USAF Machine Tools in the possession of contractors.

Machine tools are referred to as that production equipment listed in the Federal Catalog under commodity codes 3405, 3408, and 3410-3419, and 3441-3449 with an acquisition cost of more than \$1,000.00.

DEFINITION

CONTRACTOR/INDUSTRIAL INVENTORY - Air Force owned tools in the hands of contractors in use for production or for research and development.

UNCLASSIFIED

TABLE 55 - USAF INVENTORY OF METALWORKING MACHINERY BY TYPE AND LOCATION
30 JUNE 1971

(Table revised to include In Use and Not In Use)

NUMBER, TYPE OR LOCATION	METALWORKING MACHINERY REPORTED TO DIPEC ^{a/} , BY TYPE					
	Quantity			Value (In Thousands of Dollars)		
	Total	In Use	Not In Use	Total	In Use	Not In Use
TOTAL	22,386	21,518	868	\$ 666,870	\$ 644,385	\$ 22,485
Metal Cutting Machinery - Total	19,348	18,559	789	515,444	493,700	21,744
3405 - Saws and Filing	1,097	1,085	12	5,648	5,607	41
3408 - Machining Centers	280	244	36	42,487	39,617	2,870
3410 - Electrical and Ultrasonic Erosion	157	155	2	2,625	2,609	16
3411 - Boring	2,179	2,072	107	115,569	110,791	4,778
3412 - Broaching	315	304	11	10,500	10,237	263
3413 - Drilling	2,160	2,038	122	21,124	19,843	1,281
3414 - Gear Cutting and Finishing	555	528	27	14,559	13,556	1,003
3415 - Grinding	3,958	3,832	126	57,259	55,194	2,065
3416 - Lathes	3,923	3,768	155	80,346	76,779	3,567
3417 - Milling	3,840	3,690	150	155,524	150,400	5,124
3418 - Planers	242	239	3	5,029	4,988	41
3419 - Miscellaneous Cutting	642	604	38	4,774	4,079	695
Metal Forming Machinery - Total	3,038	2,959	79	151,426	150,685	741
3441 - Bending and Forming	755	745	10	9,284	9,165	119
3442 - Hydraulic Presses	498	492	6	101,695	101,338	357
3443 - Mechanical Press	774	772	2	22,699	22,670	29
3444 - Manual Press	38	38	0	69	69	0
3445 - Punching and Shearing	415	413	2	3,608	3,570	38
3446 - Forging	176	175	1	7,195	7,162	33
3447 - Wire and Metal	15	5	10	69	34	35
3448 - Riveting	309	263	46	1,591	1,485	106
3449 - Miscellaneous Forming	58	56	2	5,216	5,192	24

METALWORKING MACHINERY REPORTED TO DIPEC ^{a/}, GEOGRAPHICAL LOCATION

	Value (In Thousands of Dollars)
TOTAL	\$ 666,870
United States (50 States)	666,498
Possessions	96
Foreign	276

^{a/} DIPEC - Defense Industrial Plant Equipment Center

Source: Industrial Resources Division, Deputy Chief of Staff, Research and Development

UNCLASSIFIED
MATERIEL (CONTINUED)

**STATUS OF THE USAF STRATEGIC AND CRITICAL
MATERIALS STOCKPILING PROGRAM**

The table in this section provides data on the Strategic and Critical Materials Stockpiling Program for Fiscal Year 1971. The information on this subject covers the availability of storage space, its utilization by depot, and the tonnage occupying such space.

UNCLASSIFIED

**TABLE 56 - STATUS OF THE USAF STRATEGIC AND CRITICAL MATERIALS STOCKPILING PROGRAM
BY MATERIAL, BY DEPOT - 30 JUNE 1971**

MATERIAL	DEPOT	STORAGE SPACE IN SQUARE FEET						TONS ON HAND
		Allocated By Dept of Air Force		Occupied By Strategic Materials		Balance Available		
		Warehouse	Open	Warehouse	Open	Warehouse	Open	
<u>TOTAL</u>		<u>81,900</u>	<u>110,000</u>	<u>81,900</u>	<u>110,000</u>	-	-	<u>37,930</u>
Antimony Metal. .	Rome, New York	-	5,000	-	5,000	-	-	1,704
	San Antonio, Texas	-	7,000	-	7,000	-	-	1,600
Cobalt.	Rome, New York	-	-	-	-	-	-	.27
Copper.	Rome, New York	-	52,000	-	52,000	-	-	5,612
Lead.	Rome, New York	-	20,000	-	20,000	-	-	9,220
Magnesium	San Antonio, Texas	-	26,000	-	26,000	-	-	2,100
Mica.	Rome, New York	27,700	-	27,700	-	-	-	2,454
Nickel Oxide. . .	Rome, New York	4,100	-	4,100	-	-	-	587
Tungsten.	Rome, New York	50,100	-	49,600	-	-	-	14,434
Tungsten Ferro. .	Rome, New York	-	-	500	-	-	-	219

Source: Director of Supply and Services, DCS Systems and Logistics

DOWNGRADE AT 3 YEAR INTERVALS;
DECLASSIFIED AFTER 12 YEARS.
DOD DIR. 5200.10

SECRET

(This page is Unclassified)

MATERIEL (CONTINUED)**SURPLUS AND EXCESS MATERIEL****INTRODUCTION**

The primary objective of the USAF Disposal Program is to remove inactive, obsolete, and nonrequired personal property from active Air Force inventories in a timely and efficient manner. This is accomplished through redistribution and/or marketing procedures as set forth in Volume VI, AFM 67-1 and DOD Disposal Manual 4160.21-M.

The dollar value at which materiel is carried on inventory records is for monetary accounting purposes. It may or may not be based upon the original acquisition cost and can be estimated if not available. This is not an appraised value.

Statistics included herein have been compiled from Excess and Surplus Property Reports. RCS: DD-S&L(Q)369. (Air Force source, Excess and Surplus Property Report, RCS: AF-S57, and Scrap and Waste Report, RCS: (AF-S13).

DEFINITIONS

DISPOSAL - The redistribution of AF excess and the disposition of surplus property (including scrap) by transfer, donation, sale, destruction, and abandonment.

DONABLE PROPERTY - Surplus equipment, materials, books, or other surplus including surplus property in working capital funds, stock fund items, or similar management funds.

EXCESS PROPERTY - Any property under the control of any federal agency which is not required for its need and the discharge of its responsibilities.

GENERATIONS - Property received to the accounts of AF Property Disposal Officers (regardless of turn-in activity, i.e. Air Force, other Military Services and other agencies or activities authorized to use AF disposal facilities) which is being processed for final disposal by Air Force Redistribution and Marketing activities.

PERSONAL PROPERTY - Property of any kind (equipment, supplies, etc.) or any interest therein, acquired by the Air Force. Excludes real property and records of the Federal Government.

SCRAP - Personal property, other than waste, which has no reasonable prospect of sale, or which appears to have no market value other than its basic material content.

SURPLUS PROPERTY - Personal property which, through screening or other means, has been determined to be in excess to all federal agency requirements.

SECRET

(This page is Unclassified)

TABLE 57 -- EXCESS AND SURPLUS PERSONAL PROPERTY PROCESSED BY THE USAF,
WORLD-WIDE -- FY 1971

ACTIVITY	WORLD-WIDE	CONUS ^{a/}	OVERSEAS
<u>ON HAND (30 Jun 1970) - TOTAL</u>	\$ <u>2,150,520,169</u>	\$ <u>2,106,198,101</u>	\$ <u>44,322,068</u>
<u>GENERATED - TOTAL</u>	<u>4,974,622,653</u>	<u>4,564,810,672</u>	<u>409,811,981</u>
Inventory Control Point	730,910,093	730,910,093	-
Other	4,243,712,560	3,833,900,579	409,811,981
<u>DISPOSAL - TOTAL</u>	<u>3,769,987,140</u>	<u>3,351,873,611</u>	<u>418,113,529</u>
Reutilized	174,829,236	152,476,247	22,352,989
Reclaimed	197,581,146	197,350,545	230,601
Transferred to Department of Defense, Other Federal Agencies and MAP	318,459,838	234,737,707	83,722,131
Donations	90,306,319	88,977,986	1,328,333
Expended to Scrap	2,285,077,805	2,090,253,539	194,824,266
Abandoned or Destroyed	49,737,076	8,604,178	41,132,898
Other Dispositions			
Foreign Military Sales	161,200	161,200	-
Transferred for Sale	192,643	118,734	73,909
Sold (Acquisition Cost)	653,641,877	579,193,475	74,448,402
Proceeds	(15,892,261)	(11,219,228)	(4,673,033)
<u>ON HAND (30 Jun 1971) - TOTAL</u>	<u>3,355,155,682</u>	<u>3,319,135,162</u>	<u>36,020,520</u>
	SCRAP DISPOSALS		
<u>SCRAP SOLD (Pounds) - TOTAL</u>	<u>121,907,365</u>	<u>83,159,804</u>	<u>38,747,561</u>
<u>SCRAP SOLD PROCEEDS - TOTAL</u> ^{b/}	(\$ <u>10,832,339</u>)	(\$ <u>7,396,112</u>)	(\$ <u>3,436,227</u>)
<u>SCRAP ON HAND (Pounds) 30 June 1971 - TOTAL</u>	<u>111,022,425</u>	<u>80,265,614</u>	<u>30,756,811</u>

^{a/} Entries reflected under CONUS represent the United States, Alaska and Puerto Rico.

^{b/} Proceeds include revenue from sale of precious metal.

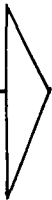
Source: General Support Branch, Director of Supply and Services

UNCLASSIFIED

UNCLASSIFIED



Installations



PART V

UNCLASSIFIED

195

PART V

INSTALLATIONS

INTRODUCTION

The USAF Program, "Installations" (PDIC Document), a supplement to the USAF Program; Bases, Units, and Priorities, and USAF Installations Characteristics Data Report, RCS: 2-HAF-Z21, were used to obtain data shown.

MILITARY CONSTRUCTION PROGRAM

INTRODUCTION

This section reflects progress of the Military Construction Program, since its inception in the Air Force, in terms of dollars available, apportioned, contracted, etc. Most of the data were furnished by the Directorate of Budget and the Directorate of Civil Engineering.

DEFINITIONS

APPROVED PROGRAM - Scope and dollar amount approved for implementation of construction and funding by appropriate authority of Office of the Secretary of Defense and/or Bureau of the Budget through apportionment, or program clearance.

AUTHORIZED PROGRAM - The USAF Military Construction Program as approved by Congress.

CURRENT PROGRAM - The scope and dollar amount deemed necessary for the completion of a line item determined essential to the mission of the USAF.

OPERATING PROGRAM - The scope and dollar amount released to USAF construction agencies as approved for construction, obligation, and expenditures for the completion of a line item.

REAL PROPERTY INVENTORY

INTRODUCTION

These tables present the real property (facilities and land) controlled by the Air Force. The costs shown represent the costs at time of acquisition to the U. S. Government, plus any subsequent improvement, and do not reflect the current value or estimated replacement costs.

DEFINITIONS

EASEMENTS - A right which one party has to use the land owned by another party for ingress and egress, or for the purpose of reducing or limiting the height of objects on land owned by another party to establish security or safety area, or right-of-way interests.

FOREIGN RIGHTS - An agreement or contract between the U. S. Government and a foreign country which gives the United States the right to use the land in a foreign country.

LEASES - A contract between a lessor and a lessee granting exclusive possessory interest in real property for a specified term, reserving to the owner rent or other consideration.

UNCLASSIFIED

UNCLASSIFIED

INSTALLATIONS (CONTINUED)

REAL PROPERTY INVENTORY (CONTINUED)

DEFINITIONS (CONTINUED)

LICENSE - A privilege, revocable at will, to use or pass over privately owned real property for a specified purpose.

OWNED LAND - Land acquired through donation, condemnation, or purchase.

PUBLIC DOMAIN AND PUBLIC LAND - Land assigned to the AF through a permanent or temporary withdrawal from public domain.

COST OF MAINTENANCE AND OPERATION OF REAL PROPERTY

INTRODUCTION

This section shows the cost of maintenance and operation of USAF Real Property.

DEFINITIONS

CONTRACT - Lump sum and unit price work agreements administered by the installation for preservation and construction; and utility service, inspection, and maintenance agreements administered by major air force command headquarters.

LABOR COSTS - Costs of all personnel, regardless of the source, performing work attributable to real estate facility activities. The rates used in costing military services are those prescribed in AFM 177-1.

MATERIALS AND SUPPLIES - For use in accomplishing the functions of maintenance, repair, and operation of real estate facilities.

STORAGE SPACE UTILIZATION AND OCCUPANCY

INTRODUCTION

The reporting of storage space utilization and occupancy within the Air Force has been revised under the guidance of Office of the Secretary of Defense to provide a uniform procedure for all services. Included in the summary are all Air Force depots.

DEFINITIONS

GROSS STORAGE SPACE - The gross area (regardless of its location or the purpose for which the space being used was designed or is designated) which is assigned or used for any operation concerning storage or the support of storage functions.

NET STORAGE SPACE - The floor area upon which bins are erected plus the floor area upon which material can be stored.

OPEN STORAGE SPACE - Any improved or unimproved area designated for use in storing material.

WAREHOUSE SPACE - The area in building designed for storage purposes and constructed with roof and complete side and end walls.

UNCLASSIFIED

TABLE 58 - ACTIVE INSTALLATIONS, WORLD-WIDE - 30 JUNE 1971

ACTIVE MAJOR INSTALLATIONS								
COMMAND	TOTAL	Operational	Operational Support		Training	Research and Test	Logistical	Foreign Bases
			Flying	Non-Flying				
<u>TOTAL</u>	<u>166</u>	<u>91</u>	<u>10</u>	<u>10</u>	<u>30</u>	<u>8</u>	<u>6</u>	<u>11</u>
<u>CONTINENTAL US - TOTAL</u>	<u>114</u>	<u>58</u>	<u>6</u>	<u>6</u>	<u>30</u>	<u>8</u>	<u>6</u>	-
Aeronautical Chart and Information Center	1	-	-	1	-	-	-	-
Aerospace Defense Command	10	5	3	2	-	-	-	-
Air Force Accounting and Finance Center	1	-	-	1	-	-	-	-
Air Force Communications Service	1	-	1	-	-	-	-	-
Air Force Logistics Command	6	-	-	-	-	-	6	-
Air Force Systems Command	8	-	-	-	-	8	-	-
Air Training Command	16	-	-	-	16	-	-	-
Air University	2	-	-	-	2	-	-	-
Hq Air Force Reserve	11	-	-	-	11	-	-	-
Headquarters Command, USAF	2	1	-	1	-	-	-	-
Military Airlift Command	8	8	-	-	-	-	-	-
Strategic Air Command	26	26	-	-	-	-	-	-
Tactical Air Command	20	18	2	-	-	-	-	-
USAF Academy	1	-	-	-	1	-	-	-
USAF Security Service	1	-	-	1	-	-	-	-
<u>OVERSEAS - TOTAL</u>	<u>52</u>	<u>33</u>	<u>4</u>	<u>4</u>	-	-	-	<u>11</u>
Alaskan Air Command (Includes Alaska)	3	3	-	-	-	-	-	-
Aerospace Defense Command	3	2	-	1	-	-	-	-
Military Airlift Command	1	1	-	-	-	-	-	-
Pacific Air Force (Includes Hawaii)	20	7	1	1	-	-	-	11
Strategic Air Command	3	3	-	-	-	-	-	-
US Air Forces, Europe	20	16	2	2	-	-	-	-
US Air Forces, Southern Command	2	1	1	-	-	-	-	-
ALL OTHER ACTIVE INSTALLATIONS								
ALL OTHER	TOTAL	Ancillary	Balistic Missile	Industrial	Radar	Air National Guard	Tenant	War Only
<u>TOTAL</u>	<u>3,417</u>	<u>1,635</u>	<u>1,157</u>	<u>38</u>	<u>110</u>	<u>107</u>	<u>326</u>	<u>44</u>
<u>CONTINENTAL US - TOTAL</u>	<u>2,269</u>	<u>827</u>	<u>1,157</u>	<u>38</u>	<u>51</u>	<u>104</u>	<u>92</u>	-
<u>OVERSEAS - TOTAL</u>	<u>1,148</u>	<u>808</u>	-	-	<u>59</u>	<u>3</u>	<u>234</u>	<u>44</u>

Source: USAF Program, Installations, Short Title PDIC 73-3

UNCLASSIFIED

TABLE 59 - AIR FORCE REAL PROPERTY DATA, WORLD-WIDE
FY 1971

REAL PROPERTY ASSETS END FISCAL YEAR	
TOTAL MAJOR INSTALLATIONS WORLD-WIDE	153 ^{a/}
TOTAL OTHER INSTALLATIONS WORLD-WIDE	3,130
TOTAL NUMBER INSTALLATIONS WORLD-WIDE	3,283
TOTAL ACREAGE WORLD-WIDE	10,553,235
TOTAL COST TO GOVERNMENT WORLD-WIDE	\$ 16,543,537,000

a/ Excludes 11 major installations located in SEA, the Finance Center and 1 installation in ADO.

Source: Real Estate Agency, Directorate of Civil Engineering

TABLE 60 - COST TO US GOVERNMENT OF MILITARY REAL PROPERTY CONTROLLED BY DEPARTMENT
OF THE AIR FORCE, WORLD-WIDE 30 JUNE 1971

(In thousands of dollars)

TYPE OF REAL PROPERTY	WORLD-WIDE	UNITED STATES	POSSESSIONS	FOREIGN COUNTRIES
<u>TOTAL</u>	\$ <u>16,543,537</u>	\$ <u>13,614,122</u>	\$ <u>476,906</u>	\$ <u>2,452,509</u>
Land ^{a/}	163,378	134,829	28,506	43
Buildings	8,563,913	7,055,809	212,734	1,295,370
Structures, Utilities, etc.	7,816,246	6,423,484	235,666	1,157,096

a/ Excludes acreage leased outside of installations.

Source: Real Estate Agency, Directorate of Civil Engineering

UNCLASSIFIED

TABLE 61 - MILITARY REAL PROPERTY ACREAGE CONTROLLED AND LOCATED AT DEPARTMENT OF AIR FORCE INSTALLATIONS, WORLD-WIDE - 30 JUNE 1971

TYPE OF LAND	WORLD-WIDE	UNITED STATES	POSSESSIONS	FOREIGN COUNTRIES
<u>TOTAL</u>	<u>10,553,235</u>	<u>9,313,056</u>	<u>75,411</u>	<u>1,164,768</u>
Owned	1,408,849	1,383,762	25,087	-
Public Domain	6,945,066	6,945,066	-	-
License or Permit	481,125	442,526	38,067	532
Public Land (Possessions)	11,917	-	11,917	-
Easements	201,918	195,195	286	6,437
Leased <u>a/</u>	374,177	346,507	54	27,616
Foreign Rights	1,130,183	-	-	1,130,183

a/ Excludes acreage leased outside of installations.

Source: Real Estate Agency, Directorate of Civil Engineering

TABLE 62 - GOVERNMENT COST OF LAND CONTROLLED BY DEPARTMENT OF THE AIR FORCE, WORLD-WIDE - 30 JUNE 1971

(In thousands of dollars)

TYPE OF LAND	WORLD-WIDE	UNITED STATES	POSSESSIONS	FOREIGN COUNTRIES
<u>TOTAL</u>	\$ <u>163,378</u>	\$ <u>134,829</u>	\$ <u>28,506</u>	\$ <u>43</u>
Owned	149,879	121,377	28,502	-
License	588	586	2	-
Easements	12,910	12,865	2	43
Leased <u>a/</u>	1	1	-	-
Foreign Rights	-	-	-	-

a/ Excludes the cost of acreage leased outside of installations.

Source: Real Estate Agency, Directorate of Civil Engineering

UNCLASSIFIED**TABLE 63 - MAINTENANCE AND OPERATION COST OF USAF REAL PROPERTY BY COMMAND
WORLD-WIDE - FY 1971**

(In thousands of dollars)

COMMAND	TOTAL	LABOR COST		MATERIAL AND SUPPLIES	CONTRACT AND OTHER
		Civilian	Military		
<u>WORLD-WIDE - TOTAL</u>	\$ <u>1,169,350</u>	\$ <u>343,021</u>	\$ <u>208,430</u>	\$ <u>174,180</u>	\$ <u>443,709</u>
<u>CONTINENTAL US - TOTAL</u>	<u>762,206</u>	<u>268,254</u>	<u>130,828</u>	<u>85,468</u>	<u>277,656</u>
Aeronautical Chart and Information Center.	2,831	1,841	117	165	708
Air Force Communications Service	6,158	1,854	1,031	804	2,469
Aerospace Defense Command.	60,512	20,057	13,311	8,134	19,010
Air Force Logistics Command.	99,019	44,674	3,350	9,936	41,059
Air Force Systems Command.	74,781	19,607	7,339	7,001	40,834
Air Training Command	94,707	45,597	15,479	9,863	23,768
Air University	8,475	3,806	1,228	583	2,858
Headquarters Air Force Reserve	12,433	7,423	479	1,128	3,403
Headquarters Command USAF.	17,372	6,324	2,629	2,244	6,175
Military Airlift Command	63,382	25,179	12,103	7,017	19,083
Strategic Air Command.	180,503	50,591	43,040	21,415	65,457
Tactical Air Command	127,976	34,431	29,363	16,090	48,092
US Air Force Academy	12,066	5,878	1,004	896	4,288
USAF Security Service.	1,991	992	355	192	452
<u>OVERSEAS - TOTAL</u>	<u>407,144</u>	<u>74,777</u>	<u>77,602</u>	<u>88,712</u>	<u>166,053</u>
Alaska Air Command (Includes Alaska) . . .	37,428	12,647	6,643	6,382	11,756
Aerospace Defense Command.	14,085	1,248	269	4,719	7,849
Air Force Systems Command.	35,216	-	2	6,943	28,271
Military Airlift Command	4,675	1,045	733	1,056	1,841
Pacific Air Forces (Includes Hawaii) . . .	179,449	33,445	44,202	40,889	60,913
Strategic Air Command.	24,087	7,961	4,099	5,074	6,953
USAF In Europe	94,478	14,965	18,030	20,619	40,864
USAF Security Service.	10,514	853	2,403	2,277	4,981
US Air Force Southern Command.	7,212	2,613	1,221	753	2,625

Source: Management Division, Director of Civil Engineering, Deputy Chief of Staff, Programs and Resources

* Includes Dewline, EMEWS, SEA, ETR, WTR and AEDC.

UNCLASSIFIED

UNCLASSIFIED

201

**TABLE 64 - USAF STORAGE SPACE, UTILIZATION, AND OCCUPANCY FOR AIR FORCE DEPOTS ONLY -
30 JUNE 1971**

(In thousands of square feet)

TYPE OF STORAGE	WORLD-WIDE/CONTINENTAL US		
	Gross Storage Space	Net Storage Space	Occupied Space
<u>COVERED SPACE - TOTAL</u>	<u>19,495,000</u>	<u>10,631,000</u>	<u>9,018,000</u>
<u>WAREHOUSE SPACE - TOTAL</u>	<u>17,963,000</u>	<u>9,790,000</u>	<u>8,316,000</u>
General Purpose	17,805,000	9,698,000	8,233,000
Controlled Humidity	1,000	1,000	1,000
Flammable	127,000	69,000	62,000
Chill	19,000	13,000	11,000
Freeze	11,000	9,000	9,000
<u>SHED - TOTAL</u>	<u>604,000</u>	<u>434,000</u>	<u>372,000</u>
<u>MAGAZINE - TOTAL</u>	<u>329,000</u>	<u>239,000</u>	<u>177,000</u>
Igloo	161,000	124,000	105,000
Above Ground	168,000	115,000	72,000
<u>OTHER - TOTAL</u>	<u>599,000</u>	<u>168,000</u>	<u>153,000</u>
Controlled Humidity	-	-	-
General Purpose,	599,000	168,000	153,000
<u>OPEN STORAGE SPACE - TOTAL</u>	<u>15,268,000</u>	<u>9,087,000</u>	<u>7,080,000</u>
Improved	13,451,000	7,759,000	5,843,000
Unimproved	1,817,000	1,328,000	1,237,000

Source: Deputy Chief of Staff, Systems and Logistics,
Directorate of Supply and Services, RCS: DD-I&L(A) 429

UNCLASSIFIED

UNCLASSIFIED

UNCLASSIFIED

*Military Assistance Program
(MAP)*



PART VI



SECRET

203

(This page is Unclassified)

MILITARY ASSISTANCE PROGRAM

PART VI

INTRODUCTION

The tables in this section provide summary data on the Military Assistance Program, MAP and MASF. (Detailed lists by fiscal year of materiel and training accomplishment of the Military Assistance Plans for an area or country) administered by the Air Force. The countries are summarized by their geographical location, Europe and Middle East, Africa, East Asia and Pacific and Western Hemisphere. MAP supported countries and MASF supported countries are reflected in separate tables. The MAP consists of materiel, services, and training provided to eligible allies as specified by the Congress without charge (Grand Aid). The MASF program consists of materiel, services, and training provided without charge to Vietnam, Laos, Thailand and some forces of Korea, appropriation requests are defended before Congress by the military departments. There have been deliveries of aircraft to MAP/MASF recipients that are no longer being supported by MAP and in converse there are some aircraft not MAP provided, however, they are supported by MAP.

The data were compiled from progress reports from major commands on aircraft deliveries and training accomplishment and Military Assistance Advisory Groups or comparable organizations in each participating country.

DEFINITIONS

AIRCRAFT ATTRITION - Aircraft lost from MAP inventories by reason of accident, obsolescence, or in combat.

GRANT AID - Military Assistance rendered under the authority of the Foreign Assistance Act of 1961, as amended, for which the United States receives no reimbursement.

MAP AIRCRAFT - Aircraft in foreign countries provided by the USAF under Military Assistance Program.

MASF - Military Assistance Service Funded Program consists of materiel, services and training provided without charge to Laos, Thailand, Vietnam and some third country forces supporting Vietnam, funded by the United States Military Services.

MISSION/DESIGN/SERIES - Air Force Regulations 66-11, Designating, Redesignating, and Naming Military Aircraft, dated, 18 September 1962 and 66-11A dated, 15 January 1964 and 66-20, Designating, Redesignating, and Naming Military Rockets and Guided Missiles dated 27 June 1963 and 66-20A, dated, 30 January 1964, establish a uniform system for designating, redesignating, and naming military aircraft and missiles. The phrase Type/Model/Series (T/M/S) has been replaced by Mission/Design/Series (M/D/S) for aircraft and Type/Design/Series (T/D/S) for missiles. For the purpose of this USAF Statistical Digest, Mission/Design/Series will be used for both aircraft and missiles. Note: Certain circumstances prevent the reflection of specific series or a combination of series in a portion of the data.

SPACE - Represents one man-course completed by one student in one class covering a specific subject of instruction.

**SECRET
NOFORN**

(This page is Unclassified)

SECRET**SPECIAL HANDLING REQUIRED
NOT RELEASABLE TO FOREIGN NATIONALS****TABLE 65 - MILITARY ASSISTANCE GRANT AID PROGRAM SUPPORTED AIRCRAFT INVENTORY BY STATUS,
BY MISSION, DESIGN, AND SERIES OF AIRCRAFT, WORLD-WIDE, AT END OF QUARTER - FY 1971**

MISSION, DESIGN, AND SERIES OF AIRCRAFT	30 SEPTEMBER 1970			31 DECEMBER 1970			31 MARCH 1971			30 JUNE 1971		
	Total	Active	In- Active	Total	Active	In- Active	Total	Active	In- Active	Total	Active	In- Active
BOMBER - TOTAL	<u>4</u>	<u>4</u>	-	<u>4</u>	<u>4</u>	-	<u>4</u>	<u>4</u>	-	<u>4</u>	<u>4</u>	-
B-26	4	4	-	4	4	-	4	4	-	4	4	-
FIGHTER - TOTAL	<u>1,241</u>	<u>1,206</u>	<u>35</u>	<u>1,237</u>	<u>1,205</u>	<u>32</u>	<u>1,241</u>	<u>1,172</u>	<u>69</u>	<u>1,198</u>	<u>1,163</u>	<u>35</u>
F-5A/B/C/D	314	312	2	316	313	3	312	311	1	301	300	1
RF-5A	20	20	-	26	26	-	32	32	-	49	49	-
F-4D	18	18	-	18	18	-	18	18	-	18	18	-
F-84F	74	74	-	74	74	-	74	74	-	71	71	-
F-86D/F	402	369	33	364	335	29	349	288	61	300	268	32
F-100A/D/F	128	128	-	144	144	-	157	157	-	163	163	-
F/TF-102	67	67	-	69	69	-	70	70	-	68	68	-
F/TF-104A/B/G	156	156	-	167	167	-	163	163	-	162	162	-
RF-84F	41	41	-	41	41	-	41	41	-	39	39	-
RF-86F	10	10	-	10	10	-	10	10	-	10	10	-
RF-101A	4	4	-	1	1	-	1	1	-	1	1	-
RF-104G	7	7	-	7	7	-	7	7	-	7	7	-
F/TF-51	-	-	-	-	-	-	7	-	7	9	7	2
CARGO - TOTAL	<u>478</u>	<u>418</u>	<u>60</u>	<u>487</u>	<u>427</u>	<u>60</u>	<u>448</u>	<u>425</u>	<u>23</u>	<u>445</u>	<u>424</u>	<u>21</u>
C-46	89	30	59	89	30	59	30	30	-	26	26	-
C-47	256	256	-	258	258	-	266	245	21	267	248	19
C-54	30	29	1	30	29	1	28	27	1	28	27	1
C-118	1	1	-	1	1	-	1	1	-	1	1	-
C-119	98	98	-	105	105	-	111	111	-	111	111	-
C-130E	4	4	-	4	4	-	12	11	1	12	11	1
TRAINER - TOTAL	<u>499</u>	<u>492</u>	<u>6</u>	<u>498</u>	<u>492</u>	<u>6</u>	<u>502</u>	<u>491</u>	<u>11</u>	<u>500</u>	<u>483</u>	<u>17</u>
T-28A/B/D	109	108	1	107	107	-	105	101	4	103	96	7
T-33A	262	258	4	263	258	5	261	256	5	260	251	9
RT-33A	6	6	-	6	6	-	6	6	-	6	6	-
T-37B/C	61	61	-	61	61	-	61	61	-	61	61	-
T-41C/D	61	60	1	61	60	1	69	67	2	70	69	1
UTILITY - TOTAL	<u>133</u>	<u>131</u>	<u>2</u>	<u>134</u>	<u>132</u>	<u>2</u>	<u>142</u>	<u>135</u>	<u>7</u>	<u>134</u>	<u>128</u>	<u>6</u>
HU-16	41	41	-	41	41	-	52	50	2	52	51	1
U-6A	1	1	-	1	1	-	-	-	-	-	-	-
U-10	12	12	-	12	12	-	11	11	-	11	11	-
U-17A	79	77	2	80	78	2	79	74	5	71	66	5
OBSERVATION - TOTAL	<u>17</u>	<u>12</u>	<u>5</u>	<u>16</u>	<u>11</u>	<u>5</u>	<u>11</u>	<u>11</u>	-	<u>11</u>	<u>11</u>	-
O-1A/E	17	12	5	16	11	5	11	11	-	11	11	-
HELICOPTER - TOTAL	<u>108</u>	<u>105</u>	<u>3</u>	<u>127</u>	<u>124</u>	<u>3</u>	<u>141</u>	<u>136</u>	<u>5</u>	<u>137</u>	<u>132</u>	<u>5</u>
UH-34A/C/D	4	3	1	4	3	1	4	2	2	4	2	2
H-13	11	11	-	11	11	-	11	11	-	11	11	-
H-23	3	3	-	3	3	-	3	3	-	3	3	-
OH-6	2	2	-	8	8	-	13	13	-	13	13	-
UH-1H	38	38	-	51	51	-	61	58	3	64	61	3
UH/H-19A/B/D	50	48	2	50	48	2	48	48	-	41	41	-
YH-3A	-	-	-	-	-	-	1	1	-	1	1	-

Source: Data Applications Division, Data Services Center, Comptroller of the Air Force

**SECRET
NOFORN**

DOWNGRADE AT 3 YEAR INTERVALS; DECLASSIFIED AFTER 12 YEARS. DOD DIR. 5200.10
--

TABLE 66 - MILITARY ASSISTANCE GRANT AID PROGRAM SUPPORTED AIRCRAFT INVENTORY BY STATUS, BY MISSION, DESIGN, AND SERIES OF AIRCRAFT, BY COUNTRY, WORLD-WIDE, AT END OF QUARTER - FY 1971

COUNTRY AND MISSION DESIGN, AND SERIES OF AIRCRAFT	30 SEPTEMBER 1970			31 DECEMBER 1970			31 MARCH 1971			30 JUNE 1971		
	Total	Active	In-Active	Total	Active	In-Active	Total	Active	In-Active	Total	Active	In-Active
EUROPE AND MIDDLE EAST												
(S-NOFORN)												
<u>Greece - Total (Gp 1)</u>	<u>249</u>	<u>247</u>	<u>2</u>	<u>255</u>	<u>253</u>	<u>2</u>	<u>263</u>	<u>263</u>	-	<u>269</u>	<u>269</u>	-
F-5A/B	47	45	2	47	45	2	47	47	-	49	49	-
RF-5	-	-	-	6	6	-	12	12	-	16	16	-
F-84F	14	14	-	14	14	-	14	14	-	14	14	-
F/TF-104G	38	38	-	38	38	-	38	38	-	38	38	-
F/TF-102A	23	23	-	24	24	-	24	24	-	24	24	-
RF-84F	23	23	-	23	23	-	23	23	-	23	23	-
HU-16A	12	12	-	12	12	-	13	13	-	13	13	-
C-47	15	15	-	15	15	-	15	15	-	15	15	-
T-33A	31	31	-	30	30	-	30	30	-	30	30	-
T-37B/C	16	16	-	16	16	-	16	16	-	16	16	-
T-41C/D	20	20	-	20	20	-	21	21	-	21	21	-
UH-19B/D	10	10	-	10	10	-	10	10	-	10	10	-
(S-NOFORN)												
<u>Spain - Total (Gp 4)</u>	<u>191</u>	<u>174</u>	<u>17</u>	<u>191</u>	<u>174</u>	<u>17</u>	<u>183</u>	<u>172</u>	<u>11</u>	<u>183</u>	<u>172</u>	<u>11</u>
F/TF-104G	20	20	-	20	20	-	20	20	-	20	20	-
F-86F	81	64	17	81	64	17	68	57	11	68	57	11
HU-16	17	17	-	17	17	-	22	22	-	22	22	-
C-47	20	20	-	20	20	-	20	20	-	20	20	-
C-54	11	11	-	11	11	-	11	11	-	11	11	-
T-33	42	42	-	42	42	-	42	42	-	42	42	-
(S-NORFORN)												
<u>Turkey - Total (Gp 1)</u>	<u>451</u>	<u>451</u>	-	<u>459</u>	<u>459</u>	-	<u>459</u>	<u>459</u>	-	<u>450</u>	<u>450</u>	-
F-5A/B	74	74	-	74	74	-	73	73	-	56	56	-
RF-5A	20	20	-	20	20	-	20	20	-	33	33	-
F-84F	60	60	-	60	60	-	60	60	-	57	57	-
F-100D/F	71	71	-	69	69	-	69	69	-	68	68	-
F/TF-102	44	44	-	45	45	-	46	46	-	44	44	-
F/TF-104	37	37	-	36	36	-	33	33	-	33	33	-
RF-84F	18	18	-	18	18	-	18	18	-	16	16	-
C-47	40	40	-	40	40	-	40	40	-	40	40	-
C-54	2	2	-	2	2	-	2	2	-	2	2	-
C-130E	4	4	-	4	4	-	4	4	-	4	4	-
T-33A	21	21	-	21	21	-	21	21	-	21	21	-
T-37C	45	45	-	45	45	-	45	45	-	45	45	-
UH-1H	-	-	-	10	10	-	13	13	-	16	16	-
UH/H-19	15	15	-	15	15	-	15	15	-	15	15	-
AFRICA												
(S-NOFORN)												
<u>Congo - Total (Gp 4)</u>	<u>16</u>	<u>16</u>	-	<u>15</u>	<u>15</u>	-	<u>15</u>	<u>15</u>	-	<u>14</u>	<u>14</u>	-
C-47	7	7	-	7	7	-	7	7	-	6	6	-
C-54	2	2	-	2	2	-	2	2	-	2	2	-
T-28D	7	7	-	6	6	-	6	6	-	6	6	-
(S-NOFORN)												
<u>Ethiopia - Total (Gp 4)</u>	<u>73</u>	<u>73</u>	-	<u>75</u>	<u>75</u>	-	<u>78</u>	<u>77</u>	<u>1</u>	<u>77</u>	<u>76</u>	<u>1</u>
F-5A/B	9	9	-	9	9	-	9	9	-	9	9	-
F-86F	10	10	-	12	12	-	12	12	-	11	11	-
RT-33A	2	2	-	2	2	-	2	2	-	2	2	-
C-47	5	5	-	5	5	-	5	5	-	5	5	-
C-54	2	2	-	2	2	-	2	2	-	2	2	-
T-28A/D	23	23	-	23	23	-	23	23	-	23	23	-
T-33A	8	8	-	8	8	-	8	7	1	8	7	1
U-17A/B	12	12	-	12	12	-	12	12	-	12	12	-
C-119K	2	2	-	2	2	-	5	5	-	5	5	-
(S-NOFORN)												
<u>Tunisia - Total (Gp 4)</u>	<u>11</u>	<u>11</u>	-	<u>11</u>	<u>11</u>	-	<u>11</u>	<u>11</u>	-	<u>11</u>	<u>11</u>	-
F-86F	11	11	-	11	11	-	11	11	-	11	11	-

SECRET
NOFORN

EXCLUDED FROM AUTOMATIC REGRADING;
DOD DIR. 5200.10 DOES NOT APPLY

SECRET

**SPECIAL HANDLING REQUIRED
NOT RELEASABLE TO FOREIGN NATIONALS**

TABLE 66 - MILITARY ASSISTANCE GRANT AID PROGRAM SUPPORTED AIRCRAFT INVENTORY BY STATUS, BY MISSION, DESIGN, AND SERIES OF AIRCRAFT, BY COUNTRY, WORLD-WIDE, AT END OF QUARTER - FY 1971 (CONTINUED)

COUNTRY AND MISSION DESIGN, AND SERIES OF AIRCRAFT	30 SEPTEMBER 1970			31 DECEMBER 1970			31 MARCH 1971			30 JUNE 1971		
	Total	Active	In-Active	Total	Active	In-Active	Total	Active	In-Active	Total	Active	In-Active
FAR EAST AND PACIFIC												
<u>Indonesia - Total</u>	<u>20</u>	<u>18</u>	<u>2</u>	<u>20</u>	<u>18</u>	<u>2</u>	<u>63</u>	<u>36</u>	<u>27</u>	<u>65</u>	<u>52</u>	<u>13</u>
F/TF-51	-	-	-	-	-	-	7	-	7	9	7	2
C-47	11	11	-	11	11	-	21	10	11	21	15	6
C-130	-	-	-	-	-	-	8	7	1	8	7	1
T-41D	8	7	1	8	7	1	15	13	2	15	15	-
UH-1B	-	-	-	-	-	-	5	2	3	5	3	2
HU-16	-	-	-	-	-	-	5	3	2	5	4	1
VH-3A	-	-	-	-	-	-	1	1	-	1	1	-
UH-34	1	-	1	1	-	1	1	-	1	1	-	1
<u>Korea - Total</u>	<u>352</u>	<u>352</u>	<u>-</u>	<u>346</u>	<u>346</u>	<u>-</u>	<u>243</u>	<u>343</u>	<u>-</u>	<u>341</u>	<u>341</u>	<u>-</u>
F-4D	18	18	-	18	18	-	18	18	-	18	18	-
F-5A/B	75	75	-	75	75	-	75	75	-	78	78	-
F-86D	20	20	-	18	18	-	18	18	-	17	17	-
F-86F	101	101	-	98	98	-	97	97	-	97	97	-
RF-86F	10	10	-	10	10	-	10	10	-	10	10	-
C-46	30	30	-	30	30	-	30	30	-	26	26	-
T-28A	21	21	-	21	21	-	21	21	-	21	21	-
T-33A	42	42	-	42	42	-	41	41	-	41	41	-
O-1A/E	12	12	-	11	11	-	11	11	-	11	11	-
UH-1H	5	5	-	5	5	-	5	5	-	5	5	-
UH-19A	6	6	-	6	6	-	6	6	-	6	6	-
U-10	12	12	-	12	12	-	11	11	-	11	11	-
<u>Philippines - Total</u>	<u>194</u>	<u>171</u>	<u>23</u>	<u>187</u>	<u>168</u>	<u>19</u>	<u>176</u>	<u>149</u>	<u>27</u>	<u>171</u>	<u>133</u>	<u>38</u>
F-5A	22	22	-	20	19	1	20	19	1	20	19	1
F-86F	41	25	16	36	25	11	35	28	7	31	25	6
HU-16A	2	2	-	2	2	-	2	2	-	2	2	-
C-47	30	30	-	30	30	-	30	20	10	29	17	12
T-28A	11	11	-	11	11	-	10	6	4	10	3	7
T/RT-33A	16	16	-	16	16	-	16	16	-	16	11	5
T-41	24	24	-	24	24	-	24	24	-	24	23	1
O-1A/E	5	-	5	5	-	5	-	-	-	-	-	-
U-6A	1	1	-	1	1	-	-	-	-	-	-	-
U-17A/B	25	25	-	25	25	-	24	20	4	24	20	4
UH-1H	12	12	-	12	12	-	12	12	-	12	11	1
UH-19	2	-	2	2	-	2	-	-	-	-	-	-
UH-34D	3	3	-	3	3	-	3	2	1	3	2	1
<u>Republic of China - Total</u>	<u>635</u>	<u>576</u>	<u>59</u>	<u>648</u>	<u>588</u>	<u>60</u>	<u>600</u>	<u>527</u>	<u>43</u>	<u>547</u>	<u>532</u>	<u>15</u>
F-5A/B	87	87	-	91	91	-	88	88	-	89	89	-
F-86F	138	138	-	108	107	1	108	65	43	65	50	15
F-100A/F	57	57	-	75	75	-	88	88	-	95	95	-
F/TF-104A/B/G	61	61	-	73	73	-	72	72	-	71	71	-
RF-101A	4	4	-	1	1	-	1	1	-	1	1	-
RF-104G	7	7	-	7	7	-	7	7	-	7	7	-
HU-16A	10	10	-	10	10	-	10	10	-	10	10	-
C-46	59	-	59	59	-	59	-	-	-	-	-	-
C-47	24	24	-	24	24	-	24	24	-	24	24	-
C-118	1	1	-	1	1	-	1	1	-	1	1	-
C-119	96	96	-	103	103	-	106	106	-	106	106	-
T-28A	19	19	-	19	19	-	18	18	-	16	16	-
T-33A	53	53	-	55	55	-	55	55	-	54	54	-
HH-1H	5	5	-	8	8	-	8	8	-	8	8	-
UH/HH-19B	7	7	-	7	7	-	7	7	-	-	-	-
U-17A/B	7	7	-	7	7	-	7	7	-	-	-	-

**SECRET
NOFORN**

EXCLUDED FROM AUTOMATIC REGRADING;
DOD DIR. 5200.10 DOES NOT APPLY

(This page is Group 4)

**SPECIAL HANDLING REQUIRED
NOT RELEASABLE TO FOREIGN NATIONALS**

**TABLE 66 -- MILITARY ASSISTANCE GRANT AID PROGRAM SUPPORTED AIRCRAFT INVENTORY BY STATUS,
BY MISSION, DESIGN, AND SERIES OF AIRCRAFT, BY COUNTRY, WORLD-WIDE, AT END OF QUARTER --
FY 1971 (CONTINUED)**

COUNTRY AND MISSION DESIGN, AND SERIES OF AIRCRAFT	30 SEPTEMBER 1970			31 DECEMBER 1970			31 MARCH 1971			30 JUNE 1971		
	Total	Active	In-Active	Total	Active	In-Active	Total	Active	In-Active	Total	Active	In-Active
WESTERN HEMISPHERE												
<u>Argentina - Total</u> . . .	8	8	-	8	8	-	8	8	-	8	8	-
C/HC-47A	3	3	-	3	3	-	3	3	-	3	3	-
UH-1H	5	5	-	5	5	-	5	5	-	5	5	-
<u>Bolivia - Total</u>	26	25	1	25	25	-	26	26	-	26	26	-
C-47	9	9	-	9	9	-	10	10	-	10	10	-
T-28	6	5	1	5	5	-	5	5	-	5	5	-
T-41C/D	4	4	-	4	4	-	4	4	-	4	4	-
U-17A	4	4	-	4	4	-	4	4	-	4	4	-
UH-19B	3	3	-	3	3	-	3	3	-	3	3	-
<u>Colombia - Total</u>	79	77	2	79	77	2	76	75	1	76	75	1
RT-33	4	4	-	4	4	-	4	4	-	4	4	-
C-47	25	25	-	25	25	-	23	23	-	23	23	-
C-54	10	10	-	10	10	-	8	8	-	8	8	-
T-33A	18	16	2	18	16	2	17	16	1	17	16	1
H-13	11	11	-	11	11	-	11	11	-	11	11	-
UH-1B/H	11	11	-	11	11	-	13	13	-	13	13	-
<u>Dominican Republic - Total</u>	14	14	-	16	16	-	21	21	-	21	21	-
C-47	7	7	-	7	7	-	7	7	-	7	7	-
T-28A	6	6	-	6	6	-	6	6	-	6	6	-
OH-6	-	-	-	2	2	-	7	7	-	7	7	-
H-19	1	1	-	1	1	-	1	1	-	1	1	-
<u>Ecuador - Total</u>	25	25	-	24	24	-	24	24	-	24	24	-
C-47	7	7	-	6	6	-	6	6	-	6	6	-
T-28	6	6	-	6	6	-	6	6	-	6	6	-
T-33A	9	9	-	9	9	-	9	9	-	9	9	-
H-19B	3	3	-	3	3	-	3	3	-	3	3	-
<u>El Salvador - Total</u> . .	10	8	2	10	8	2	9	8	1	9	8	1
C-47	5	5	-	5	5	-	4	4	-	4	4	-
U-17	5	3	2	5	3	2	5	4	1	5	4	1
<u>Guatemala - Total</u> . . .	20	20	-	20	20	-	20	20	-	20	20	-
C-47	10	10	-	10	10	-	10	10	-	10	10	-
C-54	1	1	-	1	1	-	1	1	-	1	1	-
T-33A	6	6	-	6	6	-	6	6	-	6	6	-
UH-19	3	3	-	3	3	-	3	3	-	3	3	-
<u>Honduras - Total</u>	16	15	1	16	15	1	16	15	1	16	15	1
C-47	5	5	-	5	5	-	5	5	-	5	5	-
C-54	2	1	1	2	1	1	2	1	1	2	1	1
T-28A	5	5	-	5	5	-	5	5	-	5	5	-
U-17	4	4	-	4	4	-	4	4	-	4	4	-
<u>Nicaragua - Total</u>	32	32	-	37	37	-	37	37	-	37	37	-
B-26	4	4	-	4	4	-	4	4	-	4	4	-
C-47	6	6	-	6	6	-	6	6	-	6	6	-
U-17B/C	9	9	-	10	10	-	10	10	-	10	10	-
T-28A	5	5	-	5	5	-	5	5	-	5	5	-
T-33	6	6	-	6	6	-	6	6	-	6	6	-
OH-6A	2	2	-	6	6	-	6	6	-	6	6	-

SECRET**SPECIAL HANDLING REQUIRED
NOT RELEASABLE TO FOREIGN NATIONALS****TABLE 66 - MILITARY ASSISTANCE GRANT AID PROGRAM SUPPORTED AIRCRAFT INVENTORY BY STATUS,
BY MISSION, DESIGN, AND SERIES OF AIRCRAFT, BY COUNTRY, WORLD-WIDE, AT END OF QUARTER -
FY 1971 (CONTINUED)**

COUNTRY AND MISSION DESIGN, AND SERIES OF AIRCRAFT	30 SEPTEMBER 1970			31 DECEMBER 1970			31 MARCH 1971			30 JUNE 1971		
	Total	Active	In- Active	Total	Active	In- Active	Total	Active	In- Active	Total	Active	In- Active
<u>Paraguay - Total</u>	<u>20</u>	<u>20</u>	-	<u>22</u>	<u>22</u>	-	<u>22</u>	<u>22</u>	-	<u>22</u>	<u>22</u>	-
C-47	15	15	-	17	17	-	17	17	-	17	17	-
U-17	5	5	-	5	5	-	5	5	-	5	5	-
<u>Uruguay - Total</u>	<u>38</u>	<u>36</u>	<u>2</u>	<u>39</u>	<u>36</u>	<u>3</u>	<u>39</u>	<u>36</u>	<u>3</u>	<u>42</u>	<u>39</u>	-
C-47	12	12	-	13	13	-	13	13	-	16	15	1
T-33A	10	8	2	10	7	3	10	7	3	10	8	2
T-41D	5	5	-	5	5	-	5	5	-	6	6	-
OH-23F	3	3	-	3	3	-	3	3	-	3	3	-
U-17A	8	8	-	8	8	-	8	8	-	7	7	-

Source: Data Applications Division, Data Services Center, Comptroller of the Air Force

**NOFORN
SECRET**

DOWNGRADE AT 3 YEAR INTERVALS; DECLASSIFIED AFTER 12 YEARS. DOD DIR. 5200.10
--

TABLE 67 - MILITARY ASSISTANCE GRANT AID PROGRAM AIRCRAFT ATTRITION BY MISSION, DESIGN, AND SERIES OF AIRCRAFT, WORLD-WIDE - FY 1971

MISSION, DESIGN, AND SERIES OF AIRCRAFT	TOTAL	FLYING	OTHER
<u>TOTAL</u>	<u>227</u>	<u>54</u>	<u>173</u>
<u>BOMBER - TOTAL</u>	<u>5</u>	-	<u>5</u>
B-26	5	-	5
<u>FIGHTER - TOTAL</u>	<u>189</u>	<u>37</u>	<u>152</u>
F-5A/B	28	13	15
F-84F	10	5	5
F-86D	3	-	3
F-86F	124	4	120
F-100A/D/F	4	4	-
F/TF-102	2	2	-
F-104G	5	4	1
RF-84F	8	3	5
RF-5	2	2	-
RF-101A	3	-	3
<u>CARGO - TOTAL</u>	<u>19</u>	<u>5</u>	<u>14</u>
C-46	10	-	10
C-47	6	3	3
C-54	3	2	1
<u>TRAINER - TOTAL</u>	<u>9</u>	<u>8</u>	<u>1</u>
T-28	8	7	1
T-33A	1	1	-
<u>UTILITY - TOTAL</u>	<u>3</u>	<u>2</u>	<u>1</u>
U-17A	1	1	-
U-10B	2	1	1
<u>HELICOPTER - TOTAL</u>	<u>2</u>	<u>2</u>	-
UH-1B/D	1	1	-
H-13	1	1	-

Source: Data Applications Division, Data Services Center, Comptroller of the Air Force

DOWNGRADE AT 3 YEAR INTERVALS;
 DECLASSIFIED AFTER 12 YEARS.
 DOD DIR. 5200.10

SECRET**SPECIAL HANDLING REQUIRED
NOT RELEASABLE TO FOREIGN NATIONALS****TABLE 68 - MILITARY ASSISTANCE GRANT AID PROGRAM AIRCRAFT HOURS FLOWN BY MISSION, DESIGN
AND SERIES OF AIRCRAFT, WORLD-WIDE, BY QUARTER - FY 1971**

MISSION, DESIGN, AND SERIES OF AIRCRAFT	TOTAL	FIRST QUARTER	SECOND QUARTER	THIRD QUARTER	FOURTH QUARTER
BOMBER - TOTAL	24	10	10	1	3
B-26	24	10	10	1	3
FIGHTER - TOTAL	233,853	63,872	56,879	47,945	65,157
F-4D	5,068	1,180	1,209	1,362	1,317
F-5A/B	75,665	19,229	19,354	16,212	20,870
F-84F	20,411	6,071	5,313	2,918	6,109
F-86D/F	44,173	12,107	10,677	9,954	11,435
F-100A/D/F	30,605	8,840	6,793	6,275	8,697
F/TF-102	9,929	3,309	2,203	1,700	2,717
F-104A/B/G	25,836	7,590	6,000	5,169	7,077
TF-104G	2,666	842	792	498	534
RF-5A	5,394	1,157	1,147	1,029	2,061
RF-84F	10,436	2,623	2,529	2,043	3,241
RF-86F	1,805	413	470	460	462
RF-101A	222	88	56	40	38
RF-104G	1,340	423	336	285	296
F/TF-51	303	-	-	-	303
CARGO - TOTAL	135,879	33,478	34,205	30,260	37,936
C-46	8,152	2,535	2,239	1,702	1,676
C/HC-47	80,784	19,606	20,773	18,005	22,400
C-54	11,524	2,481	3,116	2,556	3,371
C-118	294	74	76	70	74
C-119G	30,555	8,119	7,378	6,373	8,685
C-119K	407	-	-	163	244
C-130E	4,163	663	623	1,391	1,486
TRAINER - TOTAL	137,272	34,674	35,072	29,680	37,846
T-28A/B/D	29,462	7,026	7,594	7,990	6,852
T-33A	66,778	17,639	17,883	14,259	16,997
RT-33A	413	98	144	111	60
T 37B/C	19,852	5,852	5,716	1,672	6,612
T-41C/D	20,767	4,059	3,735	5,648	7,325
UTILITY - TOTAL	30,345	6,721	7,834	7,193	8,597
HU-16A/B	12,544	2,664	2,727	2,825	4,328
U-10B	1,860	323	471	478	588
U-17A	15,872	3,665	4,636	3,890	3,681
U-6	69	69	-	-	-
OBSERVATION - TOTAL	5,117	1,283	1,119	1,341	1,374
O-1A/E	5,117	1,283	1,119	1,341	1,374
HELICOPTER - TOTAL	21,507	5,106	5,754	5,229	5,418
UH-34A/C/D	216	10	8	158	40
H-13	1,050	447	379	224	-
OH-23F	759	251	211	141	156
UH-1B/H	12,397	2,514	3,121	3,124	3,638
UH/HH-19A/B/D	5,577	1,743	1,691	1,150	993
OH-6	1,185	141	344	432	268
VH-3A	323	-	-	-	323

Source: Data Applications Division, Data Services Center, Comptroller of the Air Force

**SECRET
NOFORN**

DOWNGRADE AT 3 YEAR INTERVALS; DECLASSIFIED AFTER 12 YEARS. DOD DIR. 5200.10
--

SECRET

SPECIAL HANDLING REQUIRED
NOT RELEASABLE TO FOREIGN NATIONALS

211

TABLE 69 - MILITARY ASSISTANCE GRANT AID PROGRAM AIRCRAFT HOURS FLOWN BY MISSION, DESIGN,
AND SERIES OF AIRCRAFT, BY COUNTRY, WORLD-WIDE, BY QUARTER - FY 1971

COUNTRY AND MISSION, DESIGN, AND SERIES OF AIRCRAFT	TOTAL	FIRST QUARTER	SECOND QUARTER	THIRD QUARTER	FOURTH QUARTER
EUROPE AND MIDDLE EAST					
<u>Greece - Total (S-NOFORN) (Gp 1)</u>	<u>62,976</u>	<u>16,483</u>	<u>13,517</u>	<u>13,245</u>	<u>19,631</u>
F-5A/B	11,233	2,763	2,457	2,480	3,533
RF-5A	1,567	-	99	507	961
F-84F	2,926	966	700	700	560
F/TF-104G	8,177	2,302	1,837	1,457	2,581
T/FT-102A	4,295	1,087	1,029	954	1,225
RF-84F	4,365	920	920	961	1,564
C-47	3,945	1,215	870	720	1,140
T-33A	9,457	3,367	2,188	1,820	2,082
T-37B/C	6,847	1,777	1,750	1,154	2,166
T-41D	6,797	1,273	809	1,777	2,938
UH-19B/D	970	148	326	310	186
HU-16B	2,397	665	532	505	695
<u>Spain - Total (S-NOFORN) (Gp 4)</u>	<u>35,792</u>	<u>6,350</u>	<u>8,436</u>	<u>7,118</u>	<u>13,888</u>
F-86F	6,244	563	1,618	1,342	2,721
F/TF-104G	2,381	717	526	533	605
C-47	8,755	1,086	2,478	1,616	3,575
C-54	5,210	1,285	875	995	2,055
T-33	7,385	1,718	1,743	1,424	2,500
HU-16	5,817	981	1,196	1,208	2,432
<u>Turkey - Total (S-NOFORN) (Gp 1)</u>	<u>117,592</u>	<u>36,420</u>	<u>30,450</u>	<u>15,401</u>	<u>35,321</u>
F-5A/B	16,433	5,260	5,016	1,789	4,368
RF-5A	3,827	1,157	1,048	522	1,100
F-84F	17,485	5,105	4,613	2,218	5,549
F-100D/F	15,210	4,899	3,159	2,627	4,525
F/TF-102	5,634	2,222	1,174	746	1,492
F/TF-104G	5,391	1,680	1,502	779	1,430
RF-84F	6,071	1,703	1,609	1,082	1,677
C-47	19,663	6,645	4,741	2,193	6,084
C-54	721	205	176	165	175
C-130E	2,411	663	623	550	575
T-33A	9,105	2,359	2,542	1,674	2,530
T-37C	13,005	4,075	3,966	518	4,446
UH/HH-19	1,172	447	260	170	295
UH-1H	1,464	-	21	368	1,075
AFRICA					
<u>Congo - Total (S-NOFORN) (Gp 4)</u>	<u>5,807</u>	<u>-</u>	<u>2,226</u>	<u>1,820</u>	<u>1,761</u>
C-47	3,189	-	998	1,142	1,049
C-54	2,107	-	875	616	616
T-28D	511	-	353	62	96
<u>Ethiopia - Total (S-NOFORN) (Gp 4)</u>	<u>13,682</u>	<u>2,847</u>	<u>3,762</u>	<u>3,492</u>	<u>3,574</u>
F-5A/B	1,860	328	550	480	502
F-86F	1,928	342	486	527	573
RT-33A	299	55	112	72	60
C-47	1,782	493	536	429	324
C-54	412	135	67	98	112
C-119K	407	-	-	163	244
T-28A	4,004	711	1,135	1,098	1,060
T-33A	1,134	272	350	279	233
U-17A	1,856	511	526	353	466
<u>Tunisia - Total (S-NOFORN) (Gp 4)</u>	<u>210</u>	<u>122</u>	<u>44</u>	<u>19</u>	<u>25</u>
F-86F	210	122	44	19	25

SECRET
NOFORNEXCLUDED FROM AUTOMATIC REGRADING;
DOD DIR. 5200.10 DOES NOT APPLY

SECRET**SPECIAL HANDLING REQUIRED
NOT RELEASABLE TO FOREIGN NATIONALS****TABLE 69 - MILITARY ASSISTANCE GRANT AID PROGRAM AIRCRAFT HOURS FLOWN BY MISSION, DESIGN,
AND SERIES OF AIRCRAFT, BY COUNTRY, WORLD-WIDE, BY QUARTER - FY 1971 (CONTINUED)**

COUNTRY AND MISSION, DESIGN, AND SERIES OF AIRCRAFT	TOTAL	FIRST QUARTER	SECOND QUARTER	THIRD QUARTER	FOURTH QUARTER
<u>EAST ASIA AND PACIFIC</u>					
<u>Indonesia - Total</u>	<u>7,233</u>	-	-	<u>2,987</u>	<u>4,246</u>
F/TF-51	303	-	-	-	303
C-47	2,924	-	-	1,362	1,562
C-130	1,752	-	-	841	911
T-41D	1,280	-	-	520	760
UH-1B	261	-	-	120	141
HU-16	390	-	-	144	246
VH-3A	323	-	-	-	323
<u>Korea - Total</u>	<u>92,360</u>	<u>21,550</u>	<u>23,707</u>	<u>22,712</u>	<u>24,391</u>
F-4D	5,068	1,180	1,209	1,362	1,317
F-5A/B	21,031	4,240	5,504	5,248	6,039
F-86D/F	20,612	4,598	5,437	5,074	5,503
RF-86F	1,805	413	470	460	462
C-46	8,152	2,535	2,239	1,702	1,676
C-54D	1,495	451	422	301	321
T-28A	9,943	2,467	2,125	2,697	2,654
T-33A	13,921	3,151	3,758	3,349	3,663
UH-1H	2,029	554	592	396	487
UH-19A	1,327	355	361	304	307
O-1A/E	5,117	1,283	1,119	1,341	1,374
U-10B	1,860	323	471	478	588
<u>Philippines - Total</u>	<u>44,696</u>	<u>11,729</u>	<u>10,769</u>	<u>11,940</u>	<u>10,258</u>
F-5A/B	3,866	1,147	893	842	984
F-86F	3,739	811	778	1,111	1,039
HU-16A	83	44	22	6	11
C-47	11,248	3,090	2,925	3,197	2,036
T-28A	2,661	1,256	581	494	330
T/RT-33A	3,137	770	842	741	784
T-41C/D	9,812	2,058	2,130	2,976	2,648
UH-1H	3,859	1,120	901	795	1,043
UH-19A	-	-	-	-	-
UH-34D	216	10	8	158	40
U-17	6,006	1,354	1,689	1,620	1,343
O-1A/E	-	-	-	-	-
U-6	69	69	-	-	-
<u>Republic of China - Total</u>	<u>139,057</u>	<u>38,937</u>	<u>34,240</u>	<u>32,089</u>	<u>33,791</u>
F-5A/B	21,242	5,491	4,934	5,373	5,444
F-86F	11,440	5,671	2,314	1,881	1,574
F-100A/F	15,395	3,941	3,634	3,648	4,172
F-104A/B/G	10,982	3,278	2,478	2,519	2,707
TF-104G	1,571	455	449	379	288
RF-101A	222	88	56	40	38
RF-104G	1,340	423	336	285	296
C-47	7,710	1,973	1,933	1,760	2,044
C-118	294	74	76	70	74
C-119G	30,555	8,119	7,378	6,373	8,685
T-28A	10,958	2,403	3,020	3,220	2,315
T-33A	19,515	5,106	5,462	4,347	4,600
UH-1H	1,642	55	418	559	610
UH-19B	1,138	495	368	275	-
HU-16A	3,857	974	977	962	944
U-17A	1,196	391	407	398	-

**SECRET
NOFORN**

DOWNGRADE AT 3 YEAR INTERVALS; DECLASSIFIED AFTER 12 YEARS. DOD DIR. 5200.10
--

SECRET

**SPECIAL HANDLING REQUIRED
NOT RELEASABLE TO FOREIGN NATIONALS**

TABLE 69 - MILITARY ASSISTANCE GRANT AID PROGRAM AIRCRAFT HOURS FLOWN BY MISSION, DESIGN, AND SERIES OF AIRCRAFT, BY COUNTRY, WORLD-WIDE, BY QUARTER - FY 1971 (CONTINUED)

COUNTRY AND MISSION, DESIGN, AND SERIES OF AIRCRAFT	TOTAL	FIRST QUARTER	SECOND QUARTER	THIRD QUARTER	FOURTH QUARTER
WESTERN HEMISPHERE					
<u>Argentina - Total</u>	<u>2,304</u>	<u>550</u>	<u>621</u>	<u>427</u>	<u>706</u>
C/HC-47	1,144	270	246	204	424
UH-1H	1,160	280	375	223	282
<u>Bolivia - Total</u>	<u>3,317</u>	-	<u>1,113</u>	<u>919</u>	<u>1,285</u>
C-47	1,511	-	531	500	480
T-28	409	-	95	97	217
T-41C/D	828	-	308	180	340
UH-19B/F	181	-	31	74	76
U-17A	388	-	148	68	172
<u>Colombia - Total</u>	<u>9,233</u>	<u>3,079</u>	<u>3,528</u>	<u>2,626</u>	-
RT-33A	114	43	32	39	-
T/AT-33A	774	295	274	205	-
C-47	4,184	1,484	1,475	1,225	-
C-54	1,129	305	554	270	-
H-13	1,050	447	379	224	-
UH-1B/H	1,982	505	814	663	-
<u>Dominican Republic - Total</u>	<u>1,093</u>	<u>107</u>	<u>371</u>	<u>324</u>	<u>291</u>
C-47	429	19	171	118	121
T-28A	547	58	134	206	149
H-19	117	30	66	-	21
<u>Ecuador - Total</u>	<u>1,634</u>	<u>809</u>	<u>825</u>	-	-
T-28	150	66	84	-	-
T-33A	386	208	178	-	-
C-47	691	343	348	-	-
HH-19	407	192	215	-	-
<u>El Salvador - Total</u>	<u>1,096</u>	<u>276</u>	<u>256</u>	<u>282</u>	<u>282</u>
C-47	590	113	170	169	138
U-17A	506	163	86	113	144
<u>Guatemala - Total</u>	<u>3,497</u>	<u>696</u>	<u>943</u>	<u>900</u>	<u>958</u>
C-47	2,452	516	652	666	618
C-54	328	66	122	64	76
T-33A	452	38	105	153	156
UH-19	265	76	64	17	108
<u>Honduras - Total</u>	<u>1,240</u>	<u>329</u>	<u>287</u>	<u>333</u>	<u>291</u>
C-47	643	188	132	115	208
C-54	122	34	25	47	16
T-28	224	48	64	98	14
U-17	251	59	66	73	53
<u>Nicaragua - Total</u>	<u>3,073</u>	<u>697</u>	<u>800</u>	<u>764</u>	<u>812</u>
B-26	24	10	10	1	3
C-47	821	192	148	245	236
T-28A	55	17	3	18	17
T-33	59	7	17	5	30
OH-6	1,185	141	344	432	268
U-17A	929	330	278	63	258

**SECRET
NOFORN**

**DOWNGRADE AT 3 YEAR INTERVALS;
DECLASSIFIED AFTER 12 YEARS,
DOD DIR. 5200.10**

SECRET**SPECIAL HANDLING REQUIRED
NOT RELEASABLE TO FOREIGN NATIONALS****TABLE 69 - MILITARY ASSISTANCE GRANT AID PROGRAM AIRCRAFT HOURS FLOWN BY MISSION, DESIGN,
AND SERIES OF AIRCRAFT, BY COUNTRY, WORLD-WIDE, BY QUARTER - FY 1971 (CONTINUED)**

COUNTRY AND MISSION, DESIGN, AND SERIES OF AIRCRAFT	TOTAL	FIRST QUARTER	SECOND QUARTER	THIRD QUARTER	FOURTH QUARTER
<u>WESTERN HEMISPHERE</u> (Continued)					
<u>Paraguay - Total</u>	<u>8,339</u>	<u>1,860</u>	<u>2,112</u>	<u>2,281</u>	<u>2,086</u>
C-47	6,225	1,380	1,530	1,734	1,581
U-17	2,114	480	582	547	505
<u>Uruguay - Total</u>	<u>9,766</u>	<u>2,303</u>	<u>2,866</u>	<u>1,863</u>	<u>2,734</u>
C-47	2,878	599	889	610	780
T-33A	1,453	348	424	262	419
T-41D	2,050	728	488	195	639
OH-23	759	251	211	141	156
U-17	2,626	377	854	655	740

Source: Data Applications Division, Data Services Center, Comptroller of the Air Force

**SECRET
NOFORN**

DOWNGRADE AT 3 YEAR INTERVALS; DECLASSIFIED AFTER 12 YEARS. DOD DIR. 5200.10
--

SECRET

**SPECIAL HANDLING REQUIRED
NOT RELEASABLE TO FOREIGN NATIONALS**

TABLE 70 - MILITARY ASSISTANCE (MASF) PROGRAM AIRCRAFT INVENTORY AND FLYING HOURS BY MISSION, DESIGN, AND SERIES OF AIRCRAFT - FY 1971

MISSION, DESIGN AND SERIES OF AIRCRAFT	30 SEPTEMBER 1970				31 DECEMBER 1970				31 MARCH 1971				30 JUNE 1971			
	Total	Active	In-Active	Flying Hours	Total	Active	In-Active	Flying Hours	Total	Active	In-Active	Flying Hours	Total	Active	In-Active	Flying Hours
TOTAL	1,028	1,024	4	133,683	1,169	1,162	7	142,715	1,349	1,345	4	166,219	1,399	1,389	10	172,354
KOREA - TOTAL	10	10	-	1,310	10	10	-	1,050	10	10	-	1,000	10	10	-	1,070
C-54D	10	10	-	1,310	10	10	-	1,050	10	10	-	1,000	10	10	-	1,070
LAOS - TOTAL	171	171	-	27,188	177	177	-	28,544	187	187	-	24,706	179	173	6	25,240
C-47	34	34	-	2,997	34	34	-	3,163	33	33	-	3,729	33	33	-	3,394
O-1A/E/F	26	26	-	3,916	25	25	-	4,800	35	35	-	5,949	28	28	-	6,382
T-28B/C/D	67	67	-	7,596	63	63	-	7,270	63	63	-	10,192	59	59	-	1,299
U-4	1	1	-	38	1	1	-	40	-	-	-	-	-	-	-	-
U-6	1	1	-	20	1	1	-	82	1	1	-	101	1	1	-	60
U-17A/B	6	6	-	859	6	6	-	1,014	6	6	-	1,109	5	5	-	942
UH-34D	36	36	-	11,762	47	47	-	12,175	49	49	-	13,626	53	47	6	13,163
THAILAND - TOTAL	265	261	4	17,261	267	260	7	18,944	268	264	4	18,874	269	265	4	17,740
F-5A/B	8	8	-	544	7	7	-	336	7	7	-	438	9	9	-	468
F-86F	18	18	-	926	18	18	-	909	17	17	-	1,012	16	16	-	872
C-47	20	20	-	1,316	21	19	2	1,502	26	26	-	1,506	26	26	-	1,355
C-123B	12	12	-	1,069	12	12	-	1,042	14	14	-	1,069	15	15	-	1,163
O-1A/G	15	15	-	769	15	15	-	920	15	15	-	1,057	15	15	-	963
T-28D	60	60	-	3,759	60	60	-	4,865	56	56	-	4,426	56	56	-	3,929
T-33A	21	21	-	1,125	21	21	-	1,509	21	21	-	1,622	21	21	-	1,324
RF-5A	4	-	4	-	4	4	-	301	4	4	-	324	4	4	-	338
RT-33A	3	3	-	143	4	3	1	125	4	4	-	114	4	4	-	412
T-37B	9	9	-	845	12	12	-	565	12	12	-	607	12	12	-	645
T-41	12	12	-	1,279	12	12	-	744	12	12	-	543	12	12	-	881
H-34C/D	41	41	-	2,746	39	39	-	2,877	38	38	-	2,503	38	38	-	2,504
H-43B	4	4	-	143	4	-	4	38	4	-	4	-	4	-	4	-
UH-1H	23	23	-	1,867	23	23	-	2,373	23	23	-	2,437	22	22	-	2,287
U-10B	15	15	-	730	15	15	-	838	15	15	-	616	15	15	-	599
VIETNAM - TOTAL	582	582	-	87,924	715	715	-	94,177	884	884	-	112,239	941	941	-	128,304
A-1G/H/J	43	43	-	6,191	31	31	-	6,158	71	71	-	8,973	70	70	-	6,881
A-37B	80	80	-	6,337	100	100	-	7,549	99	99	-	8,988	99	99	-	10,467
F-5A/B/C/D	26	26	-	3,412	26	26	-	2,038	26	26	-	2,133	20	20	-	1,533
C-47 (AC/EC/RC)	48	48	-	8,585	48	48	-	8,170	46	46	-	8,101	46	46	-	7,870
C-119G	18	18	-	2,574	16	16	-	2,761	16	16	-	2,951	16	16	-	2,586
C-123K	-	-	-	-	-	-	-	-	-	-	-	-	16	16	-	1,670
O-1A/E/G	91	91	-	18,865	106	106	-	19,111	120	120	-	21,834	145	145	-	25,122
U-6A	9	9	-	1,765	10	10	-	1,870	11	11	-	1,773	10	10	-	1,770
U-17A/B	51	51	-	8,979	50	50	-	7,682	48	48	-	7,730	46	46	-	6,109
CH-47	-	-	-	-	16	16	-	1,777	16	16	-	1,581	16	16	-	1,984
UH-1H	170	170	-	23,006	258	258	-	30,819	382	382	-	42,637	409	409	-	55,803
H-34C/D/G	26	26	-	3,805	35	35	-	3,293	30	30	-	3,173	27	27	-	2,893
T-41	20	20	-	4,405	19	19	-	2,949	19	19	-	2,365	21	21	-	3,616

Source: Data Applications Division, Data Services Center, Comptroller of the Air Force

**SECRET
NOFORN**

DOWNGRADE AT 3 YEAR INTERVALS;
DECLASSIFIED AFTER 12 YEARS.
DOD DIR. 5200.10

SECRET**SPECIAL HANDLING REQUIRED
NOT RELEASABLE TO FOREIGN NATIONALS****TABLE 71 - MILITARY ASSISTANCE (MASF) PROGRAM DELIVERIES AND ATTRITION,
BY MISSION, DESIGN, AND SERIES OF AIRCRAFT - FY 1971**

MISSION, DESIGN, AND SERIES OF AIRCRAFT	DELIVERIES FY 71	ATTRITION			
		Total	Combat	Flying Accidents	Other
TOTAL	597	199	102	46	51
LAOS - TOTAL	45	63	22	10	31
AC/C-47A/D	-	1	-	1	-
O-1A/E/F	5	32	5	-	27
RT/T-28B/C/D	14	24	13	8	3
T-41	6	-	-	-	-
U-17A/B	-	1	1	-	-
UH-34D/G	20	5	3	1	1
THAILAND - TOTAL	47	14	1	13	-
F/RF-5A/B	7	3	-	3	-
F-86F	-	2	-	2	-
OV-10A	16	-	-	-	-
T-28D	10	3	1	2	-
T/RT-33A	1	2	-	2	-
T-37	6	-	-	-	-
UH-1H	-	1	-	1	-
H-34C/D	-	3	-	3	-
C-47	4	-	-	-	-
C-123	3	-	-	-	-
VIETNAM - TOTAL	505	122	79	23	20
A-37B	40	5	3	1	1
A-1E/G/H/J	36	11	8	1	2
F/RF-5A	6	-	-	-	-
C-47	-	3	2	-	1
CH-47	16	1	1	-	2
C-119G	-	2	-	-	-
C-123K	16	-	-	-	-
O-1A/E/F	71	17	10	3	4
U-6	1	1	-	1	-
U-17A/B	-	5	3	1	1
UH-1H	306	64	43	15	6
H-34C/D/G	11	12	8	1	3
T-41	2	1	1	-	-

Source: Data Applications Division, Data Services Center, Comptroller of the Air Force

**SECRET
NOFORN**

DOWNGRADE AT 3 YEAR INTERVALS; DECLASSIFIED AFTER 12 YEARS. DOD DIR. 5200.10
--

CONFIDENTIAL

TABLE 72 — MILITARY APPROPRIATION SERVICE-FUNDED PROGRAM FORMAL TRAINING ACCOMPLISHMENT BY TYPE OF TRAINING, BY RECIPIENT COUNTRY — FY 1966 THROUGH FY 1971

AREA AND COUNTRY	TOTAL SPACES COMPLETED WORLD-WIDE FY 66 THRU FY 71	FORMAL TRAINING COMPLETED IN THE CONTINENTAL US						FORMAL TRAINING COMPLETED OVERSEAS					
		Total Spaces Contrl US	Pilot	Other Flying	Elec-tronics And Com-muni-cations	Aircraft And Aero Equip-ment Mainte-nance	Other Train-ing	Total Spaces Over-seas	Pilot	Other Fly-ing	Elec-tronics And Com-muni-cations	Aircraft And Aero Equip-ment Mainte-nance	Other Train-ing
<u>TOTAL</u>	<u>24,319</u>	<u>18,116</u>	<u>5,404</u>	<u>532</u>	<u>905</u>	<u>3,299</u>	<u>7,976</u>	<u>6,203</u>	<u>286</u>	<u>1,092</u>	<u>775</u>	<u>1,810</u>	<u>2,240</u>
Korea	1,159	1,143	70	94	108	275	596	16	-	16	-	-	-
Laos	907	656	33	34	31	158	400	251	60	35	-	156	-
Thailand	2,361	1,475	67	82	159	336	831	886	-	85	156	411	234
Vietnam	19,892	14,842	5,234	322	607	2,530	6,149	5,050	226	956	619	1,243	2,006

Source: Data Applications Division, Data Services Center, Comptroller of the Air Force

CONFIDENTIAL

DOWNGRADE AT 12 YEAR INTERVALS NOT AUTOMATICALLY DECLASSIFIED DOD DIR. 5200.10
--

CONFIDENTIAL

TABLE 73 - MILITARY ASSISTANCE GRANT AID PROGRAM FORMAL TRAINING ACCOMPLISHMENT BY TYPE OF TRAINING, BY RECIPIENT COUNTRY, WORLD-WIDE - FY 1964 THROUGH FY 1971

AREA AND COUNTRY	TOTAL SPACES COMPLETED WORLD-WIDE FY 64 THRU FY 71	FORMAL TRAINING COMPLETED IN THE CONTINENTAL US							FORMAL TRAINING COMPLETED OVERSEAS					
		Total Spaces Contl US	Pilot	Other Flying	Elec-tronics And Com-muni-cations	Aircraft And Aero Equip-ment Maintenance	Miss-ile	Other Train-ing	Total Spaces Over-seas	Pilot	Other Flying	Elec-tronics And Com-muni-cations	Aircraft And Aero Equip-ment Maintenance	Other Train-ing
TOTAL	38,233	28,243	1,927	1,829	2,649	5,455	-	16,383	9,990	366	1,600	941	3,570	3,513
NON-REGIONAL - TOTAL	400	400	-	-	-	-	-	400	-	-	-	-	-	-
AFRICA - TOTAL	4,778	4,686	248	205	350	1,975	-	1,908	92	-	7	-	17	68
Congo	19	19	-	2	-	5	-	12	-	-	-	-	-	-
Ethiopia	1,359	1,327	32	51	171	555	-	518	32	-	5	-	13	14
Ghana	6	6	1	-	-	-	-	5	-	-	-	-	-	-
Liberia	3	3	-	-	-	-	-	3	-	-	-	-	-	-
Libya	517	493	29	22	14	132	-	296	24	-	2	-	-	22
Mali	105	105	12	1	14	44	-	34	-	-	-	-	-	-
Morocco	2,254	2,232	122	100	117	1,113	-	780	22	-	-	-	4	18
Nigeria	183	183	13	14	20	34	-	102	-	-	-	-	-	-
Senegal	5	5	3	-	-	-	-	2	-	-	-	-	-	-
Sudan	118	118	20	-	6	43	-	49	-	-	-	-	-	-
Tunisia	201	187	16	15	8	49	-	99	14	-	-	-	-	14
Africa Region	8	8	-	-	-	-	-	8	-	-	-	-	-	-
EUROPE - TOTAL	962	857	103	90	57	58	-	549	105	-	29	10	7	59
Austria	56	40	8	14	4	-	-	14	16	-	4	1	1	10
Belgium	10	4	2	-	-	-	-	2	6	-	1	-	2	3
Denmark	112	112	20	11	6	3	-	72	-	-	-	-	-	-
France	4	4	-	-	-	-	-	4	-	-	-	-	-	-
Germany	40	40	-	-	-	-	-	40	-	-	-	-	-	-
Italy	34	30	-	9	-	1	-	20	4	-	-	-	2	2
Netherlands	20	20	3	6	-	-	-	11	-	-	-	-	-	-
Norway	115	102	12	5	-	9	-	76	13	-	8	-	-	5
Portugal	104	47	-	11	-	-	-	36	57	-	14	4	2	37
Spain	334	325	58	21	46	45	-	155	9	-	2	5	-	2
United Kingdom	5	5	-	-	-	-	-	5	-	-	-	-	-	-
Europe Region	128	128	-	13	1	-	-	114	-	-	-	-	-	-
NEAR EAST AND SOUTH ASIA - TOTAL	9,050	8,685	613	624	1,102	1,485	-	4,861	365	2	128	17	20	198
Afghanistan	255	255	10	47	-	6	-	192	-	-	-	-	-	-

CONFIDENTIAL

DOWNGRADE AT 12 YEAR INTERVALS
NOT AUTOMATICALLY DECLASSIFIED
DOD DIR. 5200.10

CONFIDENTIAL

459-385 O - 72 - 16

Ceylon	25	25	-	1	-	6	-	18	-	-	-	-	-	-	-
Greece	1,171	1,091	52	85	77	284	-	593	80	-	37	1	10	32	
India	746	732	194	93	215	16	-	214	14	-	-	14	-	-	
Iraq	84	84	13	-	4	4	-	63	-	-	-	-	-	-	
Iran	3,112	3,044	198	114	569	456	-	1,707	68	-	30	2	8	28	
Jordan	27	27	2	-	1	1	-	23	-	-	-	-	-	-	
Lebanon	18	18	-	2	-	-	-	16	-	-	-	-	-	-	
Pakistan	301	301	30	30	35	91	-	115	-	-	-	-	-	-	
Saudi Arabia	500	403	7	13	2	143	-	238	97	-	-	-	-	97	
Syria	7	7	-	-	-	-	-	7	-	-	-	-	-	-	
Turkey	2,804	2,698	107	239	199	478	-	1,675	106	2	61	-	2	41	
FAR EAST AND PACIFIC - TOTAL	11,931	7,825	344	584	908	1,412	-	4,577	4,106	332	975	312	1,161	1,326	
Burma	18	18	-	-	6	9	-	3	-	-	-	-	-	-	
Cambodia	215	-	-	-	-	-	-	-	215	-	178	12	24	1	
Indonesia	526	513	12	33	16	39	-	413	13	-	7	-	2	4	
Japan	446	229	1	13	-	5	-	210	217	6	93	1	36	81	
Korea	3,021	2,257	91	171	281	483	-	1,231	764	148	177	64	213	162	
Laos	606	606	21	62	28	168	-	327	-	-	-	-	-	-	
Malaysia	205	198	37	23	2	7	-	129	7	-	3	-	-	4	
Philippines	2,252	813	25	49	61	231	-	447	1,439	14	251	157	584	433	
Thailand	1,333	919	43	37	174	203	-	462	414	-	146	40	184	44	
Taiwan (China)	1,818	1,125	12	118	170	208	-	617	693	-	58	12	60	563	
Vietnam	1,491	1,147	102	78	170	59	-	738	344	164	62	26	58	34	
WESTERN HEMISPHERE - TOTAL	11,112	5,790	619	326	232	525	-	4,088	5,322	32	461	602	2,365	1,862	
Argentina	697	564	42	55	24	46	-	397	133	2	4	1	9	117	
Bolivia	1,101	488	75	49	8	22	-	334	613	6	112	48	216	231	
Brazil	1,650	1,075	18	35	29	7	-	986	575	6	14	1	108	446	
Chile	1,262	470	20	14	61	93	-	282	792	8	13	211	415	145	
Colombia	773	257	21	11	8	26	-	191	516	-	5	80	350	81	
Costa Rico	12	-	-	-	-	-	-	-	12	-	4	-	5	3	
Dominican Republic	406	220	22	13	22	37	-	126	186	-	15	27	93	51	
Ecuador	986	345	23	9	7	28	-	278	641	-	71	70	258	242	
El Salvador	210	105	27	8	-	3	-	67	105	-	11	10	60	24	
Guatemala	358	184	57	7	-	11	-	109	174	10	23	18	90	33	
Honduras	214	99	22	6	1	6	-	64	115	-	24	12	51	28	
Mexico	240	196	65	5	5	18	-	103	44	-	-	5	35	4	
Nicaragua	570	314	60	16	-	49	-	189	256	-	66	41	98	51	
Paraguay	428	269	98	10	3	3	-	155	159	-	7	16	82	54	
Peru	774	347	17	15	26	24	-	265	427	-	44	17	187	179	
Panama	37	-	-	-	-	-	-	-	37	-	5	3	23	6	
Uruguay	238	109	8	10	2	3	-	86	129	-	17	15	72	25	
Venezuela	1,139	748	44	63	36	149	-	456	391	-	26	27	213	125	
Latin American Region	17	-	-	-	-	-	-	-	17	-	-	-	-	17	

Source: Data Applications Division, Data Services Center, Comptroller of the Air Force

CONFIDENTIAL

DOWNGRADE AT 12 YEAR INTERVALS
NOT AUTOMATICALLY DECLASSIFIED
DOD DIR. 5200.10

CONFIDENTIAL
(This page is unclassified)

CONFIDENTIAL
(This page is unclassified)



Personnel

▶ **PART VII**

PART VII

MILITARY PERSONNEL

DEFINITIONS

ARMED FORCES QUALIFICATION TEST MENTAL GROUP: An airman's mental ability level as determined from his score on the Armed Forces Qualification Test (AFQT).

AIR FORCE NATIONAL GUARD AIR ALERT PILOTS: Officers of the Air Force National Guard who are authorized to and augment active Air Force Units for short periods of active duty to perform air alert duty.

ARMED FORCES QUALIFICATION TEST SCORE (AFQT SCORE): The test contains questions on arithmetical reasoning, word knowledge, tool functions, and spatial visualization. The "Score" is a composite index of performance on all these items, and as such, is an indication of general learning ability.

CHARGEABLE MILITARY PERSONNEL:

1. All USAF Military Personnel on Extended Active Duty who are authorized and assigned to active Air Force Units against position spaces which are chargeable against USAF Authorized Manpower Ceilings.
2. USAF Academy Cadets.
3. Air Force National Guard Air Alert Pilots.

MILITARY STRENGTH BY COMMAND: All USAF Military Personnel (Permanent Party and Pipeline) who are assigned to active Air Force Units. This strength is composed of individuals, regardless of chargeability to military personnel ceilings, who as individuals are under the jurisdiction of the Secretary of the Air Force.

STRENGTH BY OPERATING LOCATION: A permanent duty station of an individual or a detachment of a unit other than the permanent station of the unit. A station is considered permanent if the orders specify a period of three months or longer. If no period is specified the duty station is considered permanent.

DEPARTMENTAL STATUS: The basic department of the Department of Defense in which an individual is currently commissioned, appointed or enlisted, regardless of whether or not such individual has been placed on duty with another of the departments.

DEPARTMENT OF AIR FORCE PERSONNEL: Military Personnel who have been commissioned, appointed, enlisted, or recalled in the United States Air Force.

DEPLOYMENT AREA:

- CONTINENTAL - North America and Caribbean Area.
- FAR EAST - The Area under the jurisdiction of PAF.
- EUROPE - Continental Europe, British Isles and North Africa.

FIRST TERM AIRMEN: A Regular Air Force Airman with no prior military services, serving on his first enlistment in the United States Air Force.

INTERNAL TURNOVER: The number of permanent change of station movements of military personnel as individuals exclusive of accessions and separations movements.

NATIONAL HEALTH, SAFETY, OR INTEREST: Personnel separated under provisions of Sec III, AFR 36-22 and Chapter 3, Section B, AFR 39-10.

UNCLASSIFIED**PERSONNEL (CONTINUED)****MILITARY PERSONNEL (CONTINUED)**

NON-CHARGEABLE MILITARY PERSONNEL: All Military Personnel on Extended Active Duty who are authorized and assigned to active Air Force Units against position spaces which are in addition to and not chargeable against USAF Authorized Manpower Ceilings.

PERMANENT PARTY PERSONNEL: Those USAF personnel assigned to an Air Force Unit to perform their principal duty in the furtherance of the mission of the unit, and who are chargeable against the specific authorizations of the unit. This includes assigned overstrength.

PIPELINE PERSONNEL: Those USAF Personnel who are assigned to an Air Force Unit temporarily for the purpose of training or hospitalization i.e., those who are temporarily ineffective. Such personnel are not chargeable against the specific authorizations of the unit to which they are assigned while in a pipeline status. Pipeline is composed of students and patients.

Patients: Military personnel assigned in patient status to an Air Force Unit which administers Air Force hospitalized personnel receiving treatment at a medical facility operated by any of the three military departments.

Students: Personnel assigned in a training status to a unit charged with administration of individuals attending a formal course of instruction at a service or civilian school or a base military training course.

PRIOR SERVICE ENLISTMENTS:

1. Former regular airman who had served a continuous period of duty.
2. Former Commissioned or Warrant Officer who had been separated from the Air Force and who had enlisted in the Regular Air Force as an airman.
3. Former enlistee or inductee of the Army or the Navy who had served on active military service for a continuous period.
4. Former enlisted members of a reserve component of the Air Force who have served on active military service.

REELISTMENT: Airmen who enlist in the Regular Air Force for their own duty position within 90 days after separation from active Air Force duty. This applies to first term and career airmen.

REGULAR AIR FORCE PERSONNEL: Department of the Air Force Military Personnel who by enlistment, appointment, or commission, are members of the Regular Air Force.

RESERVE OFFICERS TRAINING CORPS (ROTC): A training corps with units established at civilian educational institutions to qualify students for appointment as reserve officers.

UNIT MANNING VARIANCES: The difference between the number of spaces authorized to a unit and the number of personnel assigned to the unit.

USAF CADET: U. S. Air Force Academy Cadet. USAFA Cadets are not assigned to active organized Air Force Units. Students are assigned to the USAF Academy for training and ultimate commissioning as Regular Air Force officers. These personnel are not considered part of active forces but are chargeable to the active force ceiling.

UNCLASSIFIED

TABLE 74 -- USAF MILITARY PERSONNEL DUTY LOCATION STRENGTH BY STATE, IN THE UNITED STATES, AT END OF QUARTER -- FY 1971

STATE	30 SEPTEMBER 1970	31 DECEMBER 1970	31 MARCH 1971	30 JUNE 1971
<u>TOTAL</u>	<u>551,779</u>	<u>568,684</u>	<u>572,297</u>	<u>582,062</u>
Alabama	5,844	5,849	5,847	6,017
Alaska	13,675	13,971	13,947	13,875
Arizona	17,110	17,264	17,751	18,424
Arkansas	8,084	8,332	8,702	8,950
California	70,410	72,562	73,116	73,418
Colorado	18,006	18,001	17,949	18,631
Connecticut	79	79	79	79
Delaware	6,166	6,208	6,294	5,922
District of Columbia	4,714	4,693	4,807	4,694
Florida	35,418	35,211	35,519	36,197
Georgia	8,967	9,063	9,030	9,002
Hawaii	9,573	9,641	9,683	9,569
Idaho	3,507	3,405	3,523	3,409
Illinois	15,389	15,404	15,198	15,139
Indiana	2,856	2,957	3,066	3,290
Iowa	99	95	91	99
Kansas	10,233	10,094	10,613	11,198
Kentucky	403	414	403	417
Louisiana	10,020	10,879	10,668	11,122
Maine	5,019	5,067	4,929	5,208
Maryland	10,012	10,029	10,214	10,079
Massachusetts	9,307	9,817	9,954	9,748
Michigan	11,828	11,914	12,360	12,684
Minnesota	2,810	2,865	2,833	2,567
Mississippi	15,724	15,345	15,842	16,963
Missouri	6,304	6,640	6,834	6,967
Montana	5,985	6,073	5,940	6,006
Nebraska	11,941	12,155	12,155	12,249
Nevada	8,152	8,468	8,697	8,812
New Hampshire	3,579	3,832	3,874	3,997
New Jersey	8,703	8,866	8,683	8,243
New Mexico	13,287	13,424	13,228	13,485
New York	10,057	10,124	9,847	10,130
North Carolina	10,349	10,510	10,597	11,066
North Dakota	12,056	12,235	12,037	12,753
Ohio	17,827	17,763	17,716	17,687
Oklahoma	9,285	9,606	9,713	9,938
Oregon	1,386	1,819	1,871	1,444
Pennsylvania	581	577	594	575
Rhode Island	38	36	39	31
South Carolina	15,369	16,254	16,825	17,314
South Dakota	5,454	5,659	5,768	6,082
Tennessee	372	290	279	270
Texas	80,429	87,076	89,989	91,661

UNCLASSIFIED

**TABLE 74 - USAF MILITARY PERSONNEL DUTY LOCATION STRENGTH BY STATE, IN THE UNITED STATES,
AT END OF QUARTER - FY 1971 (CONTINUED)**

STATE	30 SEPTEMBER 1970	31 DECEMBER 1970	31 MARCH 1971	30 JUNE 1971
Utah	2,630	2,637	2,609	3,388
Vermont.	146	141	139	141
Virginia	16,001	15,924	16,038	16,705
Washington	11,655	11,674	11,794	11,862
West Virginia.	85	81	82	85
Wisconsin.	629	651	660	557
Wyoming.	3,413	3,515	3,593	3,642
Unknown.	813	3,495	278	271

Source: Data Applications Division, Data Services Center, Comptroller of the Air Force

NOTE: Tables 74 and 75 only:

Strengths reflected in these tables are by operating location and are not in agreement with location strengths based on assignment.

Operating Location. A permanent duty station of an individual. A station is considered permanent if the orders specify a period of three months or longer. If no period is specified the duty station is considered permanent.

Official Military Personnel strength may be found in other tables in this section.

UNCLASSIFIED

CONFIDENTIAL

**TABLE 75 - USAF MILITARY PERSONNEL DUTY LOCATION STRENGTH BY COUNTRY, OVERSEAS,
AT END OF QUARTER - FY 1971**

COUNTRY	30 SEPTEMBER 1970	31 DECEMBER 1970	31 MARCH 1971	30 JUNE 1971
TOTAL	<u>227,118</u>	<u>221,756</u>	<u>217,106</u>	<u>205,211</u>
Afghanistan	1	1	1	1
American Samoa	28	32	34	28
Antigua	2	2	2	2
Argentina	13	11	11	12
Australia	107	105	144	152
Austria	2	2	2	2
Azores Islands	-	-	-	-
Bahama Islands	4	3	3	3
Balearic Islands	-	-	-	-
Belgium	545	541	550	544
Bermuda Islands	-	-	-	-
Bolivia	22	21	18	19
Brazil	22	21	26	26
Bulgaria	2	2	2	3
Burma	3	2	2	1
Cambodia	-	-	1	3
Canada	2,218	2,229	2,121	1,739
Canton Island	-	-	3	3
Chad, Republic Of	6	6	6	6
Chile	67	15	8	7
Colombia	12	12	10	11
Congo, Republic of the	14	15	13	14
Czechoslovakia	2	2	2	3
Denmark	23	23	21	20
Dominican Republic	6	6	5	6
Easter Island	48	11	-	-
Ecuador	10	8	2	-
El Salvador	2	3	3	3
Ethiopia	67	67	69	72
Fiji Islands	34	37	40	40
Finland	9	9	8	9
France	20	21	23	20
Germany, Federal Republic of	31,244	31,508	31,295	31,001
Greece	2,101	2,132	2,130	2,154
Greenland	715	912	930	945
Guam	4,796	4,536	4,395	4,219
Guatemala	9	10	9	8
Honduras	7	6	6	7
Hong Kong	6	6	5	6
Hungary	1	1	1	1
Iceland	809	756	820	894
India	12	11	13	15
Indonesia	11	10	9	10
Iran	339	340	346	344
Ireland	5	8	8	8
Israel	12	11	13	14
Italy	4,172	4,219	4,271	4,341
Ivory Coast, Republic of	2	2	2	2
Japan	18,005	17,745	16,014	14,171
Johnston Island	397	362	264	229
Jordan	3	3	3	3
Korea, Republic of	7,790	8,020	9,618	10,106

CONFIDENTIAL

DOWNGRADE AT 3 YEAR INTERVALS;
DECLASSIFIED AFTER 12 YEARS.
DOD DIR. 5200.10

CONFIDENTIAL

TABLE 75 - USAF MILITARY PERSONNEL DUTY LOCATION STRENGTH BY COUNTRY, OVERSEAS,
AT END OF QUARTER - FY 1971 (CONTINUED)

COUNTRY	30 SEPTEMBER 1970	31 DECEMBER 1970	31 MARCH 1971	30 JUNE 1971
Laos	7	7	8	7
Lebanon.	2	2	2	2
Leeward Islands.	-	-	-	-
Liberia.	3	3	2	4
Libya.	5	5	4	4
Malagasy Republic.	7	7	6	6
Malaya, States of.	1	1	1	1
Malta.	-	-	-	-
Mariana Islands.	1	1	1	-
Marshall Islands	4	4	4	-
Mexico	2	2	2	3
Midway Island.	1	2	2	2
Morocco.	30	30	29	28
Netherlands.	1,274	1,290	1,284	1,274
New Zealand.	92	88	91	88
Nicaragua.	4	4	4	2
Norway	166	166	166	166
Pakistan	17	17	19	19
Panama	1	1	1	1
Panama Canal Zone.	2,859	2,830	2,702	2,560
Paraguay	9	8	5	6
Peru	6	6	7	8
Philippine Islands	13,779	12,446	12,231	12,197
Poland	4	3	3	3
Portugal	1,308	1,313	1,396	1,388
Puerto Rico.	3,593	3,318	3,633	1,019
Rumania.	3	3	3	3
Ryukyu Islands	14,606	13,607	14,359	12,209
Sardinia	-	-	-	-
Saudi Arabia	80	86	87	90
Seychelles Islands	3	3	3	3
Singapore.	1	1	1	2
South Africa, Republic of.	8	8	8	8
Spain.	5,649	5,531	5,627	5,633
St Helena.	25	25	31	26
Surinam.	-	-	-	-
Sweden	6	6	6	7
Switzerland.	2	3	3	3
Taiwan	7,114	6,849	7,052	7,250
Thailand	29,412	28,844	27,904	26,468
Trinidad	1	1	1	1
Tunisia.	7	7	7	7
Turkey	5,102	5,015	5,521	5,492
United Kingdom	18,578	18,650	18,797	18,666
Uruguay.	10	7	8	8
United Soviet Socialist Republics.	15	16	16	17
Venezuela.	17	13	11	13
Vietnam, South	45,883	43,362	41,507	37,998
Wake Island.	47	43	34	41
West Berlin.	1,174	1,170	1,170	1,146
Yugoslavia	6	5	5	6
Unknown.	2,469	3,142	60	99

Source: Data Applications Division, Data Services Center, Comptroller of the Air Force

CONFIDENTIAL

DOWNGRADE AT 3 YEAR INTERVALS,
 DECLASSIFIED AFTER 12 YEARS.
 DOD DIR. 5200.10

UNCLASSIFIED

TABLE 76 - MILITARY STRENGTH OF OFFICERS BY GRADE IN WHICH SERVING, BY COMMAND
AS OF 30 JUNE 1971

COMMAND	TOTAL OFFICERS	COMMISSIONED OFFICERS								WARRANT OFFICERS
		TOTAL	GEN	COL	LT COL	MAJ	CAPT	1ST LT	2ND LT	
<u>WORLD-WIDE - TOTAL</u>	<u>125,919</u>	<u>125,521</u>	<u>426</u>	<u>6,347</u>	<u>15,501</u>	<u>25,057</u>	<u>48,749</u>	<u>15,854</u>	<u>13,587</u>	<u>398</u>
Aeronautical Chart and Info Center.	78	78	-	7	12	16	36	7	-	-
Aerospace Defense Command	5,516	5,480	12	234	571	892	2,262	971	538	36
Air Force Accounting and Finance Center.	52	51	1	10	11	9	19	-	1	1
Air Force Communications Service.	3,109	3,065	5	133	189	424	1,518	579	217	44
Air Force Logistics Command	2,747	2,737	23	283	337	491	1,071	394	138	10
Air Force Systems Command	9,637	9,623	34	605	1,457	2,138	3,824	1,113	452	14
Air Training Command.	17,168	17,140	15	288	664	1,354	4,998	1,902	7,919	28
Air University.	5,572	5,567	6	320	524	1,654	2,303	302	458	5
Air Force Reserve	233	233	2	43	51	65	60	11	1	-
Air Reserve Personnel Center.	45	44	-	12	8	8	13	1	2	1
Data Systems Design Center.	135	133	-	10	15	32	60	12	4	2
Headquarters Command, USAF.	8,872	8,828	80	1,017	2,158	2,293	2,755	318	207	44
Headquarters US Air Force	2,883	2,882	113	738	1,082	662	275	8	4	1
Military Airlift Command.	11,895	11,835	18	462	1,376	2,592	4,781	1,952	654	60
Strategic Air Command	23,086	23,038	39	718	2,680	4,903	9,167	3,842	1,689	48
Tactical Air Command.	13,195	13,148	21	489	1,702	2,841	5,375	1,777	943	47
United States Air Force Academy	1,069	1,069	3	43	145	382	452	29	15	-
USAF Security Service	1,445	1,433	4	69	129	191	687	262	91	12
Alaskan Air Command	924	918	1	48	100	206	434	111	18	6
Pacific Air Forces.	11,816	11,790	29	491	1,476	2,407	5,302	1,914	171	26
United States Air Forces in Europe.	6,053	6,041	15	290	733	1,405	3,193	340	65	12
USAF Southern Command	389	388	5	37	81	92	164	9	-	1

Source: Operating Systems Division, Randolph Air Force Base, Texas.

UNCLASSIFIED

UNCLASSIFIED

TABLE 77 - USAF REGULAR AND RESERVE GENERAL OFFICERS BY GRADE IN WHICH SERVING AT END OF QUARTER, WORLD-WIDE - FY 1971

END OF QUARTER	TOTAL	GENERALS	LIEUTENANT GENERALS	MAJOR GENERALS	BRIGADIER GENERALS
30 September (1970)	427	13	42	159	213
31 December (1970).	429	13	42	158	216
31 March (1971)	429	13	41	158	217
30 June (1971).	426	13	42	157	214

Source: Operating Systems Division, Randolph Air Force Base, Texas.

TABLE 78 - USAF REGULAR GENERAL OFFICERS BY PERMANENT GRADE, BY GRADE IN WHICH SERVING AT END OF QUARTER, WORLD-WIDE - FY 1971

PERMANENT GRADE	GRADE IN WHICH SERVING	30 SEPTEMBER (1970)	31 DECEMBER (1970)	31 MARCH (1971)	30 JUNE (1971)
<u>Major General - Total</u>		<u>127</u>	<u>127</u>	<u>138</u>	<u>137</u>
	General	13	13	13	13
	Lieutenant General	41	41	40	41
	Major General	73	73	85	83
<u>Brigadier General - Total</u>		<u>146</u>	<u>144</u>	<u>161</u>	<u>158</u>
	General	-	-	-	-
	Lieutenant General	-	-	1	1
	Major General	79	78	68	68
<u>Colonel - Total</u>		<u>136</u>	<u>137</u>	<u>109</u>	<u>110</u>
	Brigadier General	67	66	92	89
	General	-	-	-	-
	Lieutenant General	1	1	-	-
<u>Lieutenant Colonel - Total</u>		<u>9</u>	<u>12</u>	<u>13</u>	<u>12</u>
	Major General	2	2	1	1
	Brigadier General	133	134	108	109
	General	-	-	-	-
<u>Major - Total</u>		<u>1</u>	<u>1</u>	<u>1</u>	<u>1</u>
	Brigadier General	9	12	13	12
	Lieutenant General	-	-	-	-
	Major General	-	-	-	-
		<u>1</u>	<u>1</u>	<u>1</u>	<u>1</u>
	Brigadier General	1	1	1	1
	Lieutenant General	-	-	-	-
	Major General	-	-	-	-

Source: Operating Systems Division, Randolph Air Force Base, Texas.

UNCLASSIFIED

UNCLASSIFIED

TABLE 79 - AIRMEN BY GRADE IN WHICH SERVING, BY COMMAND, WORLD-WIDE - 30 JUNE 1971

COMMAND OF ASSIGNMENT	TOTAL	AIRMEN									USAF Cadets
		CMSgt	SMSgt	MSgt	TSgt	SSgt	Sgt	Ann 1st	Ann	Ann Basic	
WORLD-WIDE - TOTAL	627,977	6,290	12,387	45,490	83,555	149,664	157,378	101,602	51,442	17,172	2,997
USAF CADETS - TOTAL	2,997	-	-	-	-	-	-	-	-	-	2,997
WORLD-WIDE - REPORTED TOTAL	624,980	6,290	12,387	45,490	83,555	149,664	157,378	101,602	51,442	17,172	-
Continental US - Total	430,848	4,446	8,184	31,336	56,902	97,161	98,205	69,066	48,633	16,915	-
Aeronautical Chart and Information Center	138	2	2	15	24	52	30	13	-	-	-
Aerospace Defense Command	33,901	488	842	2,790	5,199	9,175	9,416	4,462	1,468	61	-
Air Force Accounting and Finance Center	377	8	12	29	65	89	69	93	12	-	-
Air Force Communications Service	22,007	257	477	1,616	3,284	5,768	5,793	4,261	512	39	-
Air Force Data Systems Design Center	385	28	53	98	92	76	19	19	-	-	-
Air Force Logistics Command	7,432	78	160	585	1,013	2,148	1,912	1,158	356	22	-
Air Force Systems Command	16,716	219	359	1,566	2,605	4,140	4,033	2,793	958	43	-
Air Reserve Personnel Center	99	1	4	20	16	27	23	7	1	-	-
Air Force Reserve	582	10	29	108	126	137	109	46	17	-	-
Air Training Command	91,792	414	854	4,740	8,685	13,091	9,488	8,244	30,139	16,137	-
Air University	3,274	26	58	244	563	1,496	474	296	112	5	-
Headquarters Command, USAF	13,016	246	445	1,852	2,753	3,875	2,352	1,172	307	14	-
Military Airlift Command	46,721	554	1,068	4,456	6,988	10,712	11,546	8,862	2,405	130	-
Strategic Air Command	104,353	1,181	2,085	7,255	13,540	24,460	28,411	19,602	7,564	255	-
Tactical Air Command	82,464	805	1,490	5,307	10,748	19,686	22,941	16,911	4,370	206	-
USAF Academy	1,309	20	41	127	217	497	185	216	6	-	-
USAF Security Service	6,282	109	205	528	984	1,732	1,404	911	406	3	-
Oversea - Total	194,132	1,844	4,203	14,154	26,653	52,503	59,173	32,536	2,809	257	-
Aeronautical Chart and Information Center	109	-	2	8	26	43	26	4	-	-	-
Aerospace Defense Command	2,285	23	62	206	417	728	537	268	43	1	-
Air Training Command	586	7	9	137	206	135	37	7	47	1	-
Air University	10	-	-	-	3	7	-	-	-	-	-
Air Force Reserve	2	-	-	-	1	1	-	-	-	-	-
Air Force Communications Service	23,453	239	531	1,701	3,390	6,382	7,423	3,549	222	16	-
Air Force Logistics Command	64	-	2	13	27	14	7	-	1	-	-
Air Force Systems Command	420	1	14	47	92	150	87	25	4	-	-
Alaskan Air Command	7,613	68	133	489	989	2,105	2,359	1,257	204	9	-
Headquarters Command, USAF	7,416	103	275	1,260	1,510	2,220	1,249	773	26	-	-
Military Airlift Command	11,902	117	317	1,101	1,829	3,238	3,325	1,855	110	10	-
Pacific Air Forces	76,853	609	1,489	4,674	9,407	19,456	24,104	15,626	1,354	134	-
Strategic Air Command	9,553	117	245	684	1,217	2,792	3,173	1,244	72	9	-

UNCLASSIFIED

UNCLASSIFIED

TABLE 79 - AIRMEN BY GRADE IN WHICH SERVING, BY COMMAND, WORLD-WIDE - 30 JUNE 1971 (CONTINUED)

COMMAND OF ASSIGNMENT	TOTAL	AIRMEN									USAF Cadets
		CMSgt	SMSgt	MSgt	TSgt	SSgt	Sgt	Ann 1st	Ann	Ann Basic	
Tactical Air Command	81	1	4	9	8	27	30	2	-	-	-
US Air Force in Europe	38,283	436	867	2,943	5,706	10,660	12,272	4,703	623	73	-
USAF Security Service	13,783	92	207	671	1,515	4,009	4,165	3,030	91	3	-
USAF Southern Command	1,719	31	46	211	310	536	379	193	12	1	-

Source: Operating Systems Division, Randolph Air Force Base, Texas.

UNCLASSIFIED

UNCLASSIFIED

TABLE 80 - USAF OFFICERS BY GRADE IN WHICH SERVING, BY AGE, WORLD-WIDE
ANNUALLY - FY 1971

AGE OR AGE GROUP	TOTAL	GEN	COL	LT COL	MAJ	CAPT	1LT	2LT	WARRANT OFFICERS
30 JUNE 1971									
TOTAL	125,919	426	6,347	15,501	25,057	48,749	15,854	13,587	398
20	4	-	-	-	-	-	-	4	-
21	524	-	-	-	-	-	5	519	-
22	3,121	-	-	-	-	3	82	3,036	-
23	6,352	-	-	-	-	16	1,806	4,530	-
24	9,863	-	-	-	-	929	5,762	3,172	-
25	8,793	-	-	-	-	3,759	4,021	1,013	-
26	9,551	-	-	-	1	7,039	2,063	448	-
27	8,427	-	-	-	7	7,278	897	245	-
28	7,503	-	-	-	39	6,841	475	148	-
29	5,411	-	-	-	134	4,986	198	93	-
30	4,999	-	-	-	260	4,529	123	87	-
31	4,817	-	-	-	640	3,964	128	85	-
32	4,260	-	-	3	1,077	3,033	83	64	-
33	3,866	-	-	16	1,783	1,969	47	51	-
34	3,498	-	-	48	2,068	1,259	60	63	-
35	3,435	-	-	82	2,298	970	62	23	-
36	3,916	-	4	161	3,007	709	33	2	-
37	4,426	-	7	424	3,514	473	8	-	-
38	4,549	-	18	1,062	3,165	303	1	-	-
39	4,001	-	38	1,517	2,248	198	-	-	-
40	3,730	-	100	1,879	1,593	156	-	2	-
41	3,188	-	112	1,863	1,083	130	-	-	-
42	2,542	-	225	1,478	748	86	-	-	5
43	1,548	2	242	855	396	40	-	1	12
44	1,084	2	214	591	235	30	-	-	12
45	1,138	5	315	595	193	12	-	-	18
46	1,584	11	528	830	178	16	-	-	21
47	1,674	34	665	796	147	6	-	-	26
48	1,620	32	742	721	91	7	-	-	27
49	1,630	51	827	673	44	1	-	-	34
50	1,503	50	735	641	42	2	-	-	33
51	1,130	57	566	431	29	2	-	-	45
52	758	50	369	291	11	-	-	-	37
53	606	33	303	225	10	1	-	1	33
54	372	33	149	155	8	-	-	-	27
55	215	21	75	93	1	-	-	-	25
56	131	16	60	41	2	-	-	-	12
57	70	11	32	14	1	-	-	-	12
58	43	10	15	11	-	-	-	-	7
59	20	5	6	2	1	-	-	-	6
60 and Older . .	17	3	-	3	3	2	-	-	6

Source: Operating Systems Division, Randolph Air Force Base, Texas.

UNCLASSIFIED

UNCLASSIFIED

TABLE 81 - AVERAGE AGE OF USAF OFFICERS BY GRADE IN WHICH SERVING, WORLD-WIDE -
FY 1961 THROUGH FY 1971

GRADE IN WHICH SERVING	FY 1961	FY 1962	FY 1963	FY 1964	FY 1965	FY 1966	FY 1967	FY 1968	FY 1969	FY 1970	FY 1971
<u>ALL GRADES</u>	<u>34.2</u>	<u>34.0</u>	<u>34.4</u>	<u>34.0</u>	<u>34.0</u>	<u>34.8</u>	<u>33.9</u>	<u>32.9</u>	<u>33.0</u>	<u>32.4</u>	<u>32.3</u>
Generals	49.3	49.5	49.9	50.1	48.9	51.3	50.9	50.7	50.9	50.8	51.2
Colonels	44.9	45.3	45.8	46.4	47.2	48.3	48.1	48.0	48.4	48.4	48.2
Lieutenant Colonels	43.5	43.4	43.9	44.4	45.0	46.0	45.6	45.2	45.2	44.0	43.3
Majors	40.8	41.3	41.8	42.0	41.6	37.1	38.8	36.9	37.7	37.1	36.9
Captains	34.2	33.5	32.8	32.3	31.5	32.8	30.7	29.8	29.7	29.1	29.0
1st Lieutenants .	26.6	25.5	25.9	25.7	25.7	26.8	25.9	25.2	25.1	25.1	25.0
2nd Lieutenants .	23.2	23.5	23.6	23.7	23.6	24.4	23.9	23.4	23.6	23.5	23.6

Source: Operating Systems Division, Randolph Air Force Base, Texas.

UNCLASSIFIED

UNCLASSIFIED

**TABLE 82 - USAF MILITARY PERSONNEL BY TYPE, BY PERSONNEL IDENTITY, BY COMMAND
WORLD-WIDE, AT END OF QUARTER - FY 1971**

END OF QUARTER	TOTAL	OFFICERS			WARRANT OFFICERS	AIRMEN		ACADEMY CADETS
		Male	Female			Male	Female	
			WAF	Nurses And Other Medical				
WORLD-WIDE								
September (1970)	767,287	123,875	1,065	3,580	541	624,788	9,345	4,093
December	759,140	123,179	1,136	3,528	497	617,323	9,499	3,978
March (1971)	754,168	121,761	1,149	3,594	454	613,562	9,811	3,837
June	753,896	120,803	1,157	3,561	398	614,848	10,132	2,997
US AIR FORCE PATIENTS (PIPELINE)								
September (1970)	290	82	2	5	2	198	1	-
December	217	78	-	5	-	133	1	-
March (1971)	212	92	2	4	-	113	1	-
June	165	92	1	4	1	66	1	-
US AIR FORCE STUDENTS (PIPELINE) AND ACADEMY CADETS								
September (1970)	57,823	13,601	35	89	1	38,457	1,547	4,093
December	62,973	12,853	39	93	1	44,490	1,519	3,978
March (1971)	65,363	12,698	34	90	1	47,213	1,490	3,837
June	70,416	13,210	29	82	-	52,535	1,563	2,997
CONTINENTAL US (PERMANENT PARTY)								
September (1970)	461,944	80,584	729	2,449	419	371,519	6,244	-
December	458,280	81,716	789	2,421	396	366,515	6,443	-
March (1971)	456,325	80,965	809	2,560	361	364,791	6,839	-
June	461,080	80,501	819	2,555	310	369,805	7,090	-
OVERSEA (PERMANENT PARTY)								
September (1970)	247,230	29,608	299	1,037	119	214,614	1,553	-
December	237,670	28,532	308	1,009	100	206,185	1,536	-
March (1971)	232,268	28,006	304	940	92	201,445	1,481	-
June	222,235	27,000	308	920	87	192,442	1,478	-
CONTINENTAL US (PERMANENT PARTY)								
AERONAUTICAL CHART AND INFORMATION CENTER								
September (1970)	186	63	-	-	-	123	-	-
December	192	66	-	-	-	126	-	-
March (1971)	193	64	-	-	-	129	-	-
June	198	62	-	-	-	136	-	-

UNCLASSIFIED

UNCLASSIFIED

TABLE 82 - USAF MILITARY PERSONNEL BY TYPE, BY PERSONNEL IDENTITY, BY COMMAND
WORLD-WIDE, AT END OF QUARTER - FY 1971 (CONTINUED)

END OF QUARTER	TOTAL	OFFICERS			WARRANT OFFICERS	AIRMEN		ACADEMY CADETS
		Male	Female			Male	Female	
			WAF	Nurses And Other Medical				
CONTINENTAL US. (PERMANENT PARY) (Continued)								
AEROSPACE DEFENSE COMMAND								
September (1970)	43,153	5,460	47	73	57	36,787	729	-
December	42,231	5,449	63	62	51	35,870	736	-
March (1971)	40,770	5,227	67	59	43	34,627	747	-
June	38,920	4,917	68	58	34	33,150	693	-
AIR FORCE ACCOUNTING AND FINANCE CENTER								
September (1970)	418	55	-	-	1	361	1	-
December	415	56	-	-	1	357	1	-
March (1971)	416	54	-	-	1	359	2	-
June	429	51	-	-	1	375	2	-
AIR FORCE COMMUNICATIONS SERVICE								
September (1970)	22,465	1,803	15	18	40	19,872	717	-
December	23,252	1,844	15	16	37	20,611	729	-
March (1971)	23,488	1,835	18	18	36	20,810	771	-
June	23,710	1,784	19	20	31	21,082	774	-
AIR FORCE DATA SYSTEMS DESIGN CENTER								
September (1970)	527	131	-	-	2	392	2	-
December	532	129	-	-	2	399	2	-
March (1971)	528	130	-	-	2	394	2	-
June	519	133	-	-	2	382	2	-
AIR FORCE LOGISTICS COMMAND								
September (1970)	10,047	2,616	33	98	17	7,251	32	-
December	9,957	2,591	35	92	14	7,189	36	-
March (1971)	9,851	2,539	34	97	10	7,136	35	-
June	9,948	2,502	34	110	10	7,256	36	-
AIR FORCE SYSTEMS COMMAND								
September (1970)	26,725	9,024	59	360	16	16,824	442	-
December	26,557	9,008	62	345	17	16,677	448	-
March (1971)	25,666	8,866	64	356	13	15,867	500	-
June	25,575	8,640	66	345	12	15,990	522	-
AIR RESERVE PERSONNEL CENTER								
September (1970)	141	36	4	-	1	100	-	-
December	144	39	3	-	1	101	-	-
March (1971)	141	42	2	-	1	96	-	-
June	144	42	2	-	1	99	-	-

UNCLASSIFIED

UNCLASSIFIED

TABLE 82 - USAF MILITARY PERSONNEL BY TYPE, BY PERSONNEL IDENTITY, BY COMMAND
WORLD-WIDE, AT END OF QUARTER - FY 1971 (CONTINUED)

END OF QUARTER	TOTAL	OFFICERS			WARRANT OFFICERS	AIRMEN		ACADEMY CADETS
		Male	Female			Male	Female	
			WAF	Nurses And Other Medical				
CONTINENTAL US (PERMANENT PARTY) (Continued)								
AIR TRAINING COMMAND								
September (1970)	54,430	8,091	133	416	38	44,699	1,053	-
December	51,370	8,297	138	409	35	41,502	989	-
March (1971)	50,413	8,360	144	431	33	40,443	1,002	-
June	50,684	8,386	148	443	28	40,616	1,063	-
AIR UNIVERSITY								
September (1970)	4,306	1,748	13	77	7	2,320	141	-
December	4,249	1,730	18	67	6	2,271	157	-
March (1971)	4,212	1,727	17	82	6	2,226	154	-
June	4,366	1,810	18	72	5	2,308	153	-
HEADQUARTERS, AIR FORCE RESERVE								
September (1970)	872	250	2	3	2	612	3	-
December	860	246	2	3	1	605	3	-
March (1971)	820	233	2	3	-	578	4	-
June	811	228	1	3	-	575	4	-
HEADQUARTERS COMMAND, USAF								
September (1970)	18,657	5,524	41	115	35	12,638	304	-
December	18,404	5,492	41	114	39	12,404	314	-
March (1971)	18,360	5,485	43	101	38	12,359	334	-
June	18,379	5,466	45	105	35	12,405	323	-
HEADQUARTERS USAF								
September (1970)	2,824	2,798	15	6	5	-	-	-
December	2,787	2,766	15	5	1	-	-	-
March (1971)	2,836	2,814	15	6	1	-	-	-
June	2,849	2,828	14	6	1	-	-	-
MILITARY AIRLIFT COMMAND								
September (1970)	56,867	8,922	75	314	61	46,441	1,054	-
December	56,066	9,166	84	310	59	45,342	1,105	-
March (1971)	55,506	9,055	88	297	57	44,825	1,184	-
June	55,868	9,068	93	305	50	45,116	1,236	-
OFFICE OF AEROSPACE RESEARCH								
September (1970)	5	4	-	-	-	1	-	-
December	-	-	-	-	-	-	-	-
March (1971)	-	-	-	-	-	-	-	-
June	-	-	-	-	-	-	-	-

UNCLASSIFIED

UNCLASSIFIED

TABLE 82 USAF MILITARY PERSONNEL BY TYPE, BY PERSONNEL IDENTITY, BY COMMAND
WORLD-WIDE, AT END OF QUARTER - FY 1971 (CONTINUED)

END OF QUARTER	TOTAL	OFFICERS			WARRANT OFFICERS	AIRMEN		ACADEMY CADETS
		Male	Female			Male	Female	
			WAF	Nurses And Other Medical				
CONTINENTAL US (PERMANENT PARTY) (Continued)								
STRATEGIC AIR COMMAND								
September (1970)	121,679	20,740	159	559	71	98,688	1,462	-
December	122,278	21,073	168	581	66	98,797	1,593	-
March (1971)	122,028	20,942	162	658	56	98,528	1,682	-
June	125,502	20,916	152	633	45	101,935	1,821	-
TACTICAL AIR COMMAND								
September (1970)	89,477	11,423	120	378	52	77,224	280	-
December	89,828	11,893	129	377	53	77,069	307	-
March (1971)	92,279	11,779	137	415	53	79,498	397	-
June	94,525	11,859	140	415	47	81,638	426	-
USAF ACADEMY								
September (1970)	2,162	1,003	3	31	2	1,114	9	-
December	2,181	999	3	33	1	1,139	6	-
March (1971)	2,195	1,006	3	37	-	1,141	8	-
June	2,220	1,021	3	40	-	1,145	11	-
USAF SECURITY SERVICE								
September (1970)	6,929	820	10	-	12	6,072	15	-
December	6,902	805	12	-	12	6,056	17	-
March (1971)	6,608	792	13	-	11	5,775	17	-
June	6,422	777	16	-	8	5,597	24	-
ALASKAN AIR COMMAND								
September (1970)	3	3	-	-	-	-	-	-
December	-	-	-	-	-	-	-	-
March (1971)	1	1	-	-	-	-	-	-
June	-	-	-	-	-	-	-	-
PACIFIC AIR FORCES								
September (1970)	46	45	-	1	-	-	-	-
December	64	56	1	7	-	-	-	-
March (1971)	8	8	-	-	-	-	-	-
June	6	6	-	-	-	-	-	-
US AIR FORCES IN EUROPE								
September (1970)	23	23	-	-	-	-	-	-
December	9	9	-	-	-	-	-	-
March (1971)	4	4	-	-	-	-	-	-
June	3	3	-	-	-	-	-	-

UNCLASSIFIED

UNCLASSIFIED

TABLE 82 - USAF MILITARY PERSONNEL BY TYPE, BY PERSONNEL IDENTITY, BY COMMAND
WORLD-WIDE, AT END OF QUARTER - FY 1971 (CONTINUED)

END OF QUARTER	TOTAL	OFFICERS			WARRANT OFFICERS	AIRMEN		ACADEMY CAETS
		Male	Female			Male	Female	
			WAF	Nurses And Other Medical				
CONTINENTAL US (PERMANENT PARTY) (Continued)								
USAF SOUTHERN COMMAND								
September (1970)	2	2	-	-	-	-	-	-
December	2	2	-	-	-	-	-	-
March (1971)	2	2	-	-	-	-	-	-
June	2	2	-	-	-	-	-	-
OVERSEAS (PERMANENT PARTY)								
AERONAUTICAL CHART AND INFORMATION CENTER								
September (1970)	124	17	-	-	-	107	-	-
December	123	16	-	-	-	107	-	-
March (1971)	129	17	-	-	-	112	-	-
June	123	16	-	-	-	107	-	-
AEROSPACE DEFENSE COMMAND								
September (1970)	2,822	378	2	5	2	2,434	1	-
December	2,733	398	2	5	2	2,324	2	-
March (1971)	2,666	396	3	4	2	2,260	1	-
June	2,690	396	3	4	2	2,284	1	-
AIR FORCE COMMUNICATIONS SERVICE								
September (1970)	26,573	1,312	18	-	15	25,107	121	-
December	25,989	1,291	21	-	13	24,544	120	-
March (1971)	25,610	1,251	23	-	12	24,214	110	-
June	24,697	1,217	21	-	13	23,333	113	-
AIR FORCE LOGISTICS COMMAND								
September (1970)	140	55	-	-	-	85	-	-
December	115	52	-	-	-	63	-	-
March (1971)	116	54	-	-	-	62	-	-
June	115	51	-	-	-	64	-	-
AIR FORCE SYSTEMS COMMAND								
September (1970)	634	198	-	1	1	434	-	-
December	620	198	-	-	1	421	-	-
March (1971)	611	199	-	-	1	411	-	-
June	618	197	-	-	1	419	1	-

UNCLASSIFIED

UNCLASSIFIED

TABLE 82 - USAF MILITARY PERSONNEL BY TYPE, BY PERSONNEL IDENTITY, BY COMMAND
WORLD-WIDE, AT END OF QUARTER - FY 1971 (CONTINUED)

END OF QUARTER	TOTAL	OFFICERS			WARRANT OFFICERS			ACADEMY CADETS
		Male	Female			Male	Female	
			NAF	Nurses And Other Medical				
OVERSEA (PERMANENT PARTY) (Continued)								
AIR TRAINING COMMAND								
September (1970)	543	35	-	-	-	508	-	-
December	478	43	-	-	-	435	-	-
March (1971)	470	27	-	-	-	443	-	-
June	541	27	-	-	-	514	-	-
AIR UNIVERSITY								
September (1970)	29	16	-	-	-	13	-	-
December	25	13	-	-	-	12	-	-
March (1971)	23	13	-	-	-	10	-	-
June	23	13	-	-	-	10	-	-
ALASKAN AIR COMMAND								
September (1970)	8,343	839	6	67	9	7,275	147	-
December	8,377	844	6	75	8	7,292	152	-
March (1971)	8,313	858	7	75	7	7,221	145	-
June	8,531	834	8	74	6	7,468	141	-
HEADQUARTERS COMMAND, USAF								
September (1970)	10,426	2,957	11	10	12	7,410	26	-
December	10,465	2,993	11	5	11	7,421	24	-
March (1971)	10,600	2,982	10	5	11	7,570	22	-
June	10,466	3,027	10	6	9	7,392	22	-
MILITARY AIRLIFT COMMAND								
September (1970)	15,269	2,142	21	144	17	12,865	80	-
December	15,135	2,151	24	145	12	12,706	97	-
March (1971)	14,857	2,088	25	137	10	12,514	83	-
June	14,160	2,085	28	138	10	11,818	81	-
OFFICE OF AEROSPACE RESEARCH								
September (1970)	2	2	-	-	-	-	-	-
December	-	-	-	-	-	-	-	-
March (1971)	-	-	-	-	-	-	-	-
June	-	-	-	-	-	-	-	-

UNCLASSIFIED

TABLE 82 - USAF MILITARY PERSONNEL BY TYPE, BY PERSONNEL IDENTITY, BY COMMAND
WORLD-WIDE, AT END OF QUARTER - FY 1971 (CONTINUED)

END OF QUARTERS	TOTAL	OFFICERS			WARRANT OFFICERS	AIRMEN		ACADEMY CADETS
		Male	Female			Male	Female	
			WAF	Nurses And Other Medical				
OVERSEA (PERMANENT PARTY) (Continued)								
STRATEGIC AIR COMMAND								
September (1970)	13,890	1,474	7	34	5	12,349	21	-
December	13,133	1,456	8	36	4	11,607	22	-
March (1971)	12,381	1,371	8	32	3	10,945	22	-
June	10,834	1,241	8	30	3	9,528	24	-
TACTICAL AIR COMMAND								
September (1970)	304	89	-	-	1	214	-	-
December	287	99	-	-	1	187	-	-
March (1971)	164	74	-	-	-	90	-	-
June	142	61	-	-	-	81	-	-
US AIR FORCES IN EUROPE								
September (1970)	45,436	5,595	63	327	17	39,152	282	-
December	44,535	5,596	66	328	12	38,264	269	-
March (1971)	44,009	5,639	65	322	11	37,696	276	-
June	44,304	5,650	58	310	12	37,994	280	-
USAF SECURITY SERVICE								
September (1970)	15,399	631	15	-	5	14,528	220	-
December	15,055	616	16	-	4	14,207	212	-
March (1971)	14,814	618	14	-	4	13,985	193	-
June	14,381	585	12	-	4	13,601	179	-
USAF SOUTHERN COMMAND								
September (1970)	2,387	424	2	2	1	1,957	1	-
December	2,336	417	2	2	1	1,914	-	-
March (1971)	2,221	408	-	2	1	1,810	-	-
June	2,106	384	1	1	1	1,719	-	-
HEADQUARTERS AIR FORCE RESERVE								
September (1970)	3	-	-	-	-	3	-	-
December	-	-	-	-	-	-	-	-
March (1971)	1	1	-	-	-	-	-	-
June	3	1	-	-	-	2	-	-

UNCLASSIFIED

TABLE 82 - USAF MILITARY PERSONNEL BY TYPE, BY PERSONNEL IDENTITY, BY COMMAND
WORLD-WIDE, AT END OF QUARTER - FY 1971 (CONTINUED)

END OF QUARTERS	TOTAL	OFFICERS			WARRANT OFFICERS	AIRMEN		ACADEMY CAETS
		Male	Female			Male	Female	
			WAF	Nurses And Other Medical				
OVERSEA (PERMANENT PARTY) (Continued)								
PACIFIC AIR FORCES								
September (1970)	104,864	13,402	154	447	34	90,173	654	-
December	98,224	12,309	152	413	31	84,681	638	-
March (1971)	95,243	11,970	149	363	30	82,102	629	-
June	88,467	11,181	159	357	26	76,108	636	-
AIR RESERVE PERSONNEL CENTER								
September (1970)	-	-	-	-	-	-	-	-
December	-	-	-	-	-	-	-	-
March (1971)	-	-	-	-	-	-	-	-
June	-	-	-	-	-	-	-	-
DATA SYSTEMS DESIGN CENTER								
September (1970)	1	1	-	-	-	-	-	-
December	-	-	-	-	-	-	-	-
March (1971)	-	-	-	-	-	-	-	-
June	-	-	-	-	-	-	-	-
HEADQUARTERS USAF								
September (1970)	41	41	-	-	-	-	-	-
December	38	38	-	-	-	-	-	-
March (1971)	38	38	-	-	-	-	-	-
June	33	33	-	-	-	-	-	-
USAF ACADEMY								
September (1970)	-	-	-	-	-	-	-	-
December	2	2	-	-	-	-	-	-
March (1971)	2	2	-	-	-	-	-	-
June	1	1	-	-	-	-	-	-
AIR FORCE ACCOUNTING AND FINANCE CENTER								
September (1970)	-	-	-	-	-	-	-	-
December	-	-	-	-	-	-	-	-
March (1971)	-	-	-	-	-	-	-	-
June	-	-	-	-	-	-	-	-

Source: Operating Systems Division,
Randolph Air Force Base, Texas

UNCLASSIFIED

UNCLASSIFIED

TABLE 83 - USAF MILITARY PERSONNEL BY GRADE IN WHICH SERVING, BY COMPONENT, WORLD-WIDE AT END OF QUARTER - FY 1971

GRADE IN WHICH SERVING	TOTAL	REGULAR AIR FORCE	AIR FORCE RESERVE	AIR NATIONAL GUARD	US AIR FORCE
30 September 1970					
<u>WORLD-WIDE - TOTAL (Incl USAFA Cadets) . .</u>	<u>767,287</u>	<u>696,385</u>	<u>66,313</u>	<u>386</u>	<u>4,203</u>
USAFA CADET - TOTAL	4,093	-	-	-	4,093
<u>WORLD-WIDE - TOTAL (Excl USAFA Cadets)</u>	<u>763,194</u>	<u>696,385</u>	<u>66,313</u>	<u>386</u>	<u>110</u>
<u>Commissioned and Warrant Officer - Total</u>	<u>129,061</u>	<u>63,111</u>	<u>65,698</u>	<u>155</u>	<u>97</u>
<u>Commissioned Officer - Total</u>	<u>128,520</u>	<u>62,587</u>	<u>65,682</u>	<u>155</u>	<u>96</u>
<u>General Officer - Total</u>	<u>427</u>	<u>419</u>	<u>5</u>	<u>3</u>	<u>-</u>
General	13	13	-	-	-
Lieutenant General	42	42	-	-	-
Major General	159	154	3	2	-
Brigadier General	213	210	2	1	-
Colonel	6,171	5,959	170	37	5
Lieutenant Colonel	14,961	13,277	1,633	42	9
Major	26,234	18,829	7,360	27	18
Captain	48,999	21,146	27,748	45	60
First Lieutenant	16,057	1,153	14,902	1	1
Second Lieutenant	15,671	1,804	13,864	-	3
<u>Warrant Officer - Total</u>	<u>541</u>	<u>524</u>	<u>16</u>	<u>-</u>	<u>1</u>
Chief Warrant Officer, W-4	541	524	16	-	1
<u>Airman - Total</u>	<u>634,133</u>	<u>633,274</u>	<u>615</u>	<u>231</u>	<u>13</u>
Chief Master Sergeant	6,482	6,470	7	5	-
Senior Master Sergeant	12,811	12,779	20	12	-
Master Sergeant	46,733	46,631	68	34	-
Technical Sergeant	86,382	86,243	94	45	-
Staff Sergeant	143,308	143,106	142	60	-
Sergeant	167,255	167,180	49	16	10
Airman 1st Class	117,984	117,895	55	31	3
Airman	41,525	41,480	22	23	-
Airman Basic	11,653	11,490	158	5	-
31 December 1970					
<u>WORLD-WIDE - TOTAL (Incl USAFA Cadets) . .</u>	<u>759,140</u>	<u>689,724</u>	<u>64,945</u>	<u>401</u>	<u>4,070</u>
USAFA CADET - TOTAL	3,978	-	-	-	3,978
<u>WORLD-WIDE - TOTAL (Excl USAFA Cadets)</u>	<u>755,162</u>	<u>689,724</u>	<u>64,945</u>	<u>401</u>	<u>92</u>
<u>Commissioned and Warrant Officer - Total</u>	<u>128,340</u>	<u>63,897</u>	<u>64,203</u>	<u>157</u>	<u>83</u>
<u>Commissioned Officer - Total</u>	<u>127,843</u>	<u>63,411</u>	<u>64,193</u>	<u>157</u>	<u>82</u>
<u>General Officer - Total</u>	<u>429</u>	<u>421</u>	<u>5</u>	<u>3</u>	<u>-</u>
General	13	13	-	-	-
Lieutenant General	42	42	-	-	-
Major General	158	153	3	2	-
Brigadier General	216	213	2	1	-

UNCLASSIFIED

UNCLASSIFIED

TABLE 83 - USAF MILITARY PERSONNEL BY GRADE IN WHICH SERVING, BY COMPONENT, WORLD-WIDE AT END OF QUARTER - FY 1971 (CONTINUED)

GRADE IN WHICH SERVING	TOTAL	REGULAR AIR FORCE	AIR FORCE RESERVE	AIR NATIONAL GUARD	US AIR FORCE
31 December 1970 (Continued)					
<u>Commissioned and Warrant Officers</u> (Cont'd)					
<u>Commissioned Officer (Cont'd)</u>					
Colonel	6,133	5,920	171	38	4
Lieutenant Colonel	14,933	13,368	1,517	41	7
Major	25,903	18,777	7,076	30	20
Captain	49,389	22,039	27,258	44	48
First Lieutenant	16,199	1,868	14,330	1	-
Second Lieutenant	14,857	1,018	13,836	-	3
<u>Warrant Officer - Total</u>	<u>497</u>	<u>486</u>	<u>10</u>	<u>-</u>	<u>1</u>
Chief Warrant Officer, W-4	497	486	10	-	1
<u>Airman - Total</u>	<u>626,822</u>	<u>625,827</u>	<u>742</u>	<u>244</u>	<u>9</u>
Chief Master Sergeant	6,413	6,402	6	5	-
Senior Master Sergeant	12,842	12,810	20	12	-
Master Sergeant	46,470	46,361	76	33	-
Technical Sergeant	85,345	85,194	106	45	-
Staff Sergeant	146,296	146,079	158	59	-
Sergeant	159,555	159,436	98	14	7
Airman First Class	110,148	110,020	80	46	2
Airman	46,959	46,740	193	26	-
Airman Basic	12,794	12,785	5	4	-
31 March 1971					
<u>WORLD-WIDE - TOTAL (Incl USAFA Cadets) . . .</u>	<u>754,168</u>	<u>685,796</u>	<u>64,051</u>	<u>410</u>	<u>3,911</u>
USAFA CADET - TOTAL	3,837	-	-	-	3,837
<u>WORLD-WIDE - TOTAL (Exc) USAFA Cadets)</u>	<u>750,331</u>	<u>685,796</u>	<u>64,051</u>	<u>410</u>	<u>74</u>
<u>Commissioned and Warrant Officer - Total</u>	<u>126,958</u>	<u>63,400</u>	<u>63,331</u>	<u>158</u>	<u>69</u>
<u>Commissioned Officer - Total</u>	<u>126,504</u>	<u>62,949</u>	<u>63,328</u>	<u>158</u>	<u>69</u>
<u>General Officer - Total</u>	<u>429</u>	<u>422</u>	<u>4</u>	<u>3</u>	<u>-</u>
General	13	13	-	-	-
Lieutenant General	41	41	-	-	-
Major General	158	154	2	2	-
Brigadier General	217	214	2	1	-
Colonel	6,203	5,994	164	41	4
Lieutenant Colonel	15,171	13,395	1,732	40	4
Major	25,440	18,860	6,529	31	20
Captain	49,014	21,461	27,473	41	39
First Lieutenant	16,501	1,854	14,644	2	1
Second Lieutenant	13,746	963	12,782	-	1
<u>Warrant Officer - Total</u>	<u>454</u>	<u>451</u>	<u>3</u>	<u>-</u>	<u>-</u>
Chief Warrant Officer, W-4	454	451	3	-	-

UNCLASSIFIED

UNCLASSIFIED

TABLE 83 - USAF MILITARY PERSONNEL BY GRADE IN WHICH SERVING, BY COMPONENT, WORLD-WIDE AT END OF QUARTER - FY 1971 (CONTINUED)

GRADE IN WHICH SERVING	TOTAL	REGULAR AIR FORCE	AIR FORCE RESERVE	AIR NATIONAL GUARD	US AIR FORCE
31 March 1971 (Continued)					
<u>Airman - Total</u>	<u>623,373</u>	<u>622,396</u>	<u>720</u>	<u>252</u>	<u>5</u>
Chief Master Sergeant	6,219	6,208	6	5	-
Senior Master Sergeant	12,473	12,444	17	12	-
Master Sergeant	46,538	46,431	72	35	-
Technical Sergeant	84,924	84,763	114	47	-
Staff Sergeant	148,759	148,547	156	56	-
Sergeant	148,723	148,609	94	16	4
Airman First Class	112,619	112,327	236	55	1
Airman	48,272	48,228	23	21	-
Airman Basic	14,846	14,839	2	5	-
30 June 1971					
<u>WORLD-WIDE - TOTAL (Incl USAFA Cadets)</u> . .	<u>753,896</u>	<u>687,912</u>	<u>62,535</u>	<u>403</u>	<u>3,046</u>
USAFA CADET - TOTAL	2,997	-	-	-	2,997
WORLD-WIDE - TOTAL (Excl USAFA Cadets)	750,899	687,912	62,535	403	49
<u>Commissioned and Warrant Officer - Total</u>	<u>125,919</u>	<u>63,903</u>	<u>61,817</u>	<u>154</u>	<u>45</u>
<u>Commissioned Officer - Total</u>	<u>125,521</u>	<u>63,506</u>	<u>61,816</u>	<u>154</u>	<u>45</u>
<u>General Officer - Total</u>	<u>426</u>	<u>418</u>	<u>5</u>	<u>3</u>	-
General	13	13	-	-	-
Lieutenant General	42	42	-	-	-
Major General	157	152	3	2	-
Brigadier General	214	211	2	1	-
Colonel	6,347	6,150	155	39	3
Lieutenant Colonel	15,501	13,527	1,932	39	3
Major	25,057	18,632	6,372	36	17
Captain	48,749	22,034	26,657	36	22
First Lieutenant	15,854	1,141	14,712	1	-
Second Lieutenant	13,587	1,604	11,983	-	-
<u>Warrant Officer - Total</u>	<u>398</u>	<u>397</u>	<u>1</u>	-	-
Chief Warrant Officer, W-4	398	397	1	-	-
<u>Airmen - Total</u>	<u>624,980</u>	<u>624,009</u>	<u>718</u>	<u>249</u>	<u>4</u>
Chief Master Sergeant	6,290	6,278	7	5	-
Senior Master Sergeant	12,387	12,357	18	12	-
Master Sergeant	45,490	45,383	71	36	-
Technical Sergeant	83,555	83,393	116	46	-
Staff Sergeant	149,664	149,447	163	54	-
Sergeant	157,378	157,263	97	14	4
Airman First Class	101,602	101,310	230	62	-
Airman	51,442	51,414	12	16	-
Airman Basic	17,172	17,164	4	4	-

Source: Operating Systems Division, Randolph Air Force Base, Texas.

UNCLASSIFIED

UNCLASSIFIED

TABLE 84 - USAF REGULAR COMMISSIONED OFFICERS BY GRADE IN WHICH SERVING, BY CONTROL BRANCH, WORLD-WIDE - FY 1971

CONTROL BRANCH BY DATE	TOTAL	GEN	COL	LT COL	MAJ	CAPT	1ST LT	2ND LT
<u>31 December (1970) - TOTAL</u> . . .	<u>63,411</u>	<u>421</u>	<u>5,920</u>	<u>13,368</u>	<u>18,777</u>	<u>22,039</u>	<u>1,868</u>	<u>1,018</u>
Line	58,242	395	5,202	12,053	17,006	20,757	1,833	996
Chaplain	598	2	105	198	223	70	-	-
Dental	668	1	107	249	233	78	-	-
Judge Advocate	600	6	132	130	176	156	-	-
Medical Professional	985	16	258	351	340	20	-	-
Nurse	942	-	14	145	378	405	-	-
Medical Service	787	-	71	149	202	310	33	22
Veterinary	175	1	22	36	64	53	-	-
Biomedical Sciences	473	-	9	57	155	190	2	-
<u>30 June (1971) - TOTAL</u>	<u>63,506</u>	<u>418</u>	<u>6,150</u>	<u>13,527</u>	<u>18,632</u>	<u>22,034</u>	<u>1,141</u>	<u>1,604</u>
Line	58,453	391	5,377	12,222	16,874	20,918	1,120	1,551
Chaplain	586	2	123	189	221	51	-	-
Dental	651	1	114	240	245	51	-	-
Judge Advocate	572	6	119	121	182	137	-	7
Medical Professional	946	17	295	349	276	9	-	-
Nurse	931	-	18	156	414	343	-	-
Medical Service	783	-	67	148	200	305	19	44
Veterinary	175	1	27	34	60	53	-	-
Biomedical Sciences	409	-	10	68	160	167	2	2

Source: Operating Systems Division, Randolph Air Force Base, Texas.

UNCLASSIFIED

TABLE 85 - USAF FEMALE PERSONNEL BY TYPE, BY GRADE IN WHICH SERVING WORLD-WIDE
30 JUNE 1971

TYPE OF PERSONNEL BY GRADE	TOTAL	WOMEN IN THE AIR FORCE	AIR FORCE NURSE CORPS	OTHER MEDICAL
<u>TOTAL</u>	<u>14,850</u>	<u>11,289</u>	<u>5,383</u>	<u>178</u>
<u>Officer - Total</u>	<u>4,718</u>	<u>1,157</u>	<u>3,383</u>	<u>178</u>
Colonel	25	5	18	2
Lieutenant Colonel	335	69	246	20
Major	860	107	719	34
Captain	1,864	402	1,367	95
First Lieutenant	953	288	643	22
Second Lieutenant	681	286	390	5
<u>Airman - Total</u>	<u>10,132</u>	<u>10,132</u>	-	-
Chief Master Sergeant	7	7	-	-
Senior Master Sergeant	32	32	-	-
Master Sergeant	135	135	-	-
Technical Sergeant	234	234	-	-
Staff Sergeant	806	806	-	-
Sergeant	2,233	2,233	-	-
Airman 1st Class	4,033	4,033	-	-
Airman	2,039	2,039	-	-
Airman Basic	613	613	-	-

Source: Operating Systems Division, Randolph Air Force Base, Texas.

UNCLASSIFIED

TABLE 86 - USAF OFFICERS BY AERONAUTICAL RATING, ON FLYING STATUS, BY GRADE IN WHICH SERVING, WORLD-WIDE, AT END OF QUARTER - FY 1971

AERONAUTICAL RATING AND GRADE	30 SEPTEMBER 1970	31 DECEMBER 1970	31 MARCH 1971	30 JUNE 1971
<u>a/ PILOT - TOTAL</u>	<u>38,861</u>	<u>38,747</u>	<u>38,676</u>	<u>38,893</u>
General.	363	364	361	358
Colonel.	3,700	3,656	3,681	3,753
Lieutenant Colonel	7,130	7,127	7,132	7,359
Major.	10,793	10,455	10,081	9,568
Captain.	10,955	11,198	11,172	11,548
First Lieutenant	4,574	4,851	5,240	5,044
Second Lieutenant.	1,346	1,096	1,009	1,263
Warrant Officer.	-	-	-	-
<u>a/ NAVIGATOR/OBSERVER - TOTAL</u>	<u>15,112</u>	<u>15,066</u>	<u>14,883</u>	<u>14,885</u>
General.	3	3	5	5
Colonel.	437	441	451	453
Lieutenant Colonel	2,241	2,271	2,414	2,575
Major.	5,430	5,409	5,323	5,291
Captain.	5,418	5,315	5,083	4,878
First Lieutenant	1,129	1,152	1,258	1,211
Second Lieutenant	454	475	349	472
Warrant Officer.	-	-	-	-
<u>a/ FLIGHT SURGEON - TOTAL</u>	<u>652</u>	<u>710</u>	<u>784</u>	<u>753</u>
General.	15	15	17	16
Colonel.	237	234	231	256
Lieutenant Colonel	214	218	214	203
Major.	137	138	133	118
Captain.	49	105	189	160
First Lieutenant	-	-	-	-
Second Lieutenant.	-	-	-	-
Warrant Officer.	-	-	-	-

a/ Rated officers in flying status 1, 3, and 6.

Source: Operating Systems Division, Randolph Air Force Base, Texas.

UNCLASSIFIED

TABLE 87 - USAF OFFICERS BY AERONAUTICAL STATUS, WORLD-WIDE, AT END OF QUARTER - FY 1971

RATING AND DESIGNATION	30 SEP 1970	31 DEC 1970	31 MAR 1971	30 JUN 1971
<u>TOTAL</u>	<u>61,931</u>	<u>61,493</u>	<u>61,491</u>	<u>61,550</u>
<u>a/ RATED - TOTAL</u>	<u>54,625</u>	<u>54,523</u>	<u>54,343</u>	<u>54,531</u>
<u>Pilot - Total</u>	<u>38,861</u>	<u>38,747</u>	<u>38,676</u>	<u>38,893</u>
Command	13,016	12,958	13,393	13,407
Senior	10,034	9,578	8,809	8,406
Pilot	15,811	16,211	16,474	17,080
<u>Navigator - Total</u>	<u>14,847</u>	<u>14,812</u>	<u>14,632</u>	<u>14,652</u>
Master	3,391	3,454	3,651	3,734
Senior	6,305	6,162	5,999	5,874
Navigator	5,151	5,196	4,982	5,044
<u>Aircraft Observer - Total</u>	<u>265</u>	<u>254</u>	<u>251</u>	<u>233</u>
Master	161	158	166	161
Senior	88	79	72	60
Aircraft Observer	16	17	13	12
<u>Flight Surgeon - Total</u>	<u>652</u>	<u>710</u>	<u>784</u>	<u>753</u>
Chief	76	76	80	82
Senior	105	107	96	94
Flight Surgeon	471	527	608	577
<u>b/ SUPPORT - TOTAL</u>	<u>7,306</u>	<u>6,970</u>	<u>7,148</u>	<u>7,019</u>
<u>Aeronautical Designation - Total</u>	<u>588</u>	<u>557</u>	<u>530</u>	<u>506</u>
Flight Medical Officer	254	286	253	237
Flight Nurse	334	271	277	269
<u>Other - Total</u>	<u>6,718</u>	<u>6,413</u>	<u>6,618</u>	<u>6,513</u>

a/ Rated Officers in Flying Status 1, 3, and 6.

b/ Support officers in Flying Status 1, 3, 6, 7, and 8.

Source: Operating Systems Division, Randolph Air Force Base, Texas.

UNCLASSIFIED

TABLE 88 - USAF OFFICERS BY AERONAUTICAL RATING ON FLYING STATUS, BY COMMAND, WORLD-WIDE - 30 JUNE 1971

COMMAND	TOTAL	PILOTS ^{a/}	NAVIGATORS & a/ OBSERVERS	b/ OTHER
TOTAL	61,550	38,893	14,885	7,772
PERMANENT PARTY - TOTAL	53,095	36,889	13,704	2,502
Continental US - Total	39,571	27,493	10,274	1,804
Aeronautical Chart & Information Center	16	10	6	-
Aerospace Defense Command	1,766	1,338	292	136
Air Force Accounting and Finance Center	9	6	3	-
Air Force Communications Service	255	181	54	20
Air Force Logistics Command	691	478	148	65
Air Force Systems Command	2,575	1,618	546	411
Air Training Command	4,731	4,004	552	175
Air University	665	497	156	12
Air Force Reserve	68	57	9	2
Air Reserve Personnel Center	11	8	2	1
Data Systems Design Center	13	5	7	1
Headquarters Command USAF	1,612	1,138	385	89
Headquarters US Air Force	1,510	1,151	315	44
Military Airlift Command	6,001	4,435	1,283	283
Strategic Air Command	11,695	6,591	4,755	349
Tactical Air Command	7,458	5,647	1,634	177
United States Air Force Academy	388	279	87	22
USAF Security Service	104	48	39	17
Alaskan Air Command	-	-	-	-
Pacific Air Forces	1	-	1	-
United States Air Forces in Europe	1	1	-	-
USAF Southern Command	1	1	-	-
Oversea - Total	13,524	9,396	3,430	698
Aeronautical Chart & Information	8	6	2	-
Aerospace Defense Command	64	48	11	5
Air Force Accounting and Finance Center	-	-	-	-
Air Force Communications Service	142	89	48	5
Air Force Logistics Command	20	18	2	-
Air Force Systems Command	103	75	27	1
Air Training Command	4	4	-	-
Air University	6	2	4	-
Air Force Reserve	-	-	-	-
Air Reserve Personnel Center	-	-	-	-
Data Systems Design Center	-	-	-	-
Headquarters Command, USAF	1,143	897	217	29
Headquarters US Air Force	19	15	4	-
Military Airlift Command	1,279	868	214	197
Strategic Air Command	760	445	301	14
Tactical Air Command	52	42	10	-
United States Air Force Academy	1	-	-	1
USAF Security Service	63	13	13	37

UNCLASSIFIED

TABLE 88 - USAF OFFICERS BY AERONAUTICAL RATING ON FLYING STATUS, BY COMMAND, WORLD-WIDE - 30 JUNE 1971 (CONTINUED)

COMMAND	TOTAL	PILOTS ^{a/}	NAVIGATORS & a/ OBSERVERS	b/ OTHER
Alaskan Air Command	312	206	66	40
Pacific Air Forces	6,710	4,767	1,702	241
United States Air Forces in Europe	2,631	1,726	783	122
USAF Southern Command	207	175	26	6
<u>Pipeline - Total</u>	<u>8,454</u>	<u>2,004</u>	<u>1,181</u>	<u>5,270</u>

a/ Rated officers in flying status 1, 3, and 6.

b/ Includes flight surgeons in flying status 1, 3, and 6, and all support officers in flying status 1, 3, 6, 7, and 8.

Source: Operating Systems Division, Randolph Air Force Base, Texas.

UNCLASSIFIED

TABLE 89 - USAF OFFICERS ON FLYING STATUS BY AERONAUTICAL RATING, BY AGE, WORLD-WIDE SEMIANNUALLY - 31 DECEMBER 1970 AND 30 JUNE 1971

AGE GROUP	31 December 1970				30 June 1971			
	TOTAL	PILOT ^{a/}	Navigators & Observers	Flight Surgeons	TOTAL	PILOT ^{a/}	Navigators & Observers	Flight Surgeons
TOTAL	54,523	38,747	15,066	710	54,531	38,893	14,885	753
20 thru 24 - TOTAL . .	4,411	3,463	948	-	4,853	3,826	1,027	-
25 thru 29 - TOTAL . .	13,375	10,166	3,096	113	13,893	10,717	3,040	136
30 thru 34 - TOTAL . .	8,549	4,764	3,664	-121	8,558	4,820	3,595	143
35 thru 39 - TOTAL . .	13,551	8,914	4,469	168	12,796	8,260	4,365	171
40 thru 44 - TOTAL . .	6,578	4,912	1,552	114	6,969	5,206	1,639	124
45 thru 49 - TOTAL . .	5,550	4,534	906	110	4,845	3,961	786	98
50 thru 54 - TOTAL . .	2,370	1,900	418	52	2,443	1,982	408	53
55 thru 59 - TOTAL . .	137	93	13	31	171	120	24	27
60 and Older - TOTAL .	2	1	-	1	3	1	1	1

^{a/} Rated Officers in flying status 1, 3, and 6.

Source: Operating Systems Division, Randolph Air Force Base, Texas.

UNCLASSIFIED

**TABLE 90 -- ASSIGNED USAF OFFICERS BY OCCUPATIONAL FIELD BASED ON DUTY SPECIALTY,
WORLD-WIDE -- 30 JUNE 1971**

OCCUPATIONAL FIELD	ASSIGNED			
	TOTAL	PERMANENT PARTY	STUDENTS	PATIENTS
TOTAL	125,919	112,500	13,321	98
Commander & Director Specialties	3,938	3,892	46	-
Pilot & Navigator Observe.	41,614	39,251	2,363	-
Aircraft Control	624	621	3	-
Weapons Director	2,211	2,203	8	-
Missile Operations	3,489	3,441	48	-
Safety	868	851	17	-
Space Systems.	605	584	21	-
Special Operations	81	75	6	-
Audio-Visual	311	308	3	-
Weather.	2,130	1,892	238	-
Scientific	1,858	1,518	340	-
Research & Development Management.	619	607	12	-
Development Engineering.	5,830	5,117	713	-
System Program Management.	964	894	70	-
Communications-Electronics	4,757	4,325	432	-
Missile Maintenance.	570	560	10	-
Aircraft Maintenance/Avionics.	4,832	4,593	239	-
Munitions.	1,078	1,031	47	-
Civil Engineering.	2,050	1,936	114	-
Cartography.	164	154	10	-
Transportation	1,229	1,215	14	-
Supply Services.	534	532	2	-
Fuels Management	201	197	4	-
Supply Management.	2,321	2,279	42	-
Procurement Management	1,602	1,454	148	-
Logistics Plans and Programs	818	759	59	-
Financial.	1,429	1,366	63	-
Computer Technology.	1,684	1,560	124	-
Management Analysis.	398	364	34	-
Administration	3,092	3,076	16	-
Personnel.	2,462	2,415	47	-
Manpower Management.	761	727	34	-
Education & Training	796	761	35	-
Information.	792	755	37	-
Intelligence	3,629	3,354	275	-
Security Police.	787	780	7	-
Special Investigations	796	766	30	-
Band	38	38	-	-
Legal.	1,327	1,284	43	-
Chaplain	1,103	1,093	10	-
Medical.	12,255	10,979	1,276	-
Special Duty	1,925	1,774	151	-
Reporting Identifiers.	6,937	725	6,114	98
International Politico Military Affairs.	120	110	10	-
Open Mess Management	153	152	1	-
Disaster Preparedness.	137	132	5	-

Source: Operating Systems Division, Randolph Air Force Base, Texas.

CONFIDENTIAL

TABLE 91 - AUTHORIZED AND ASSIGNED PERMANENT PARTY AIRMEN BY CONTROL AF SPECIALTY WITHIN CAREER FIELD, BY SKILL LEVEL, WORLD-WIDE, SEMIANNUALLY - 31 DEC 1970 AND 30 JUN 1971

DATE, CATEGORY, AND CAREER FIELD	TOTAL		SKILL LEVEL STATUS									
			Unskilled (1)		Semi-Skilled (3)		Skilled (5)		Advanced (7)		Superintendent (9)	
	Author-ized	As-signed	Author-ized	As-signed	Author-ized	As-signed	Author-ized	As-signed	Author-ized	As-signed	Author-ized	As-signed
31 DECEMBER 1970 - TOTAL	610,071	580,679	7,543	7,024	134,204	84,025	313,308	347,063	131,205	123,936	23,811	18,631
HIGHLY TECHNICAL - TOTAL	295,262	290,497	7,543	7,010	52,156	35,070	147,684	165,920	74,444	71,462	13,435	11,035
First Sergeant	2,085	2,100	-	-	-	-	-	-	1,630	1,721	455	379
Intelligence	10,671	10,452	-	-	1,282	1,866	6,428	6,175	2,504	2,076	457	335
Weather	4,515	4,312	-	1	851	597	2,152	2,457	1,237	1,063	275	194
Aerospace Control Systems Operations	19,920	19,927	-	-	3,001	3,369	9,321	9,435	6,585	6,326	1,013	797
Communications Operations	26,117	26,261	-	-	5,442	3,332	15,621	17,766	4,166	4,430	888	733
Communications-Electronics Systems	49,601	51,322	-	2	6,375	5,882	28,119	31,621	12,851	11,988	2,256	1,829
Missile Electronic Maintenance	5,995	5,787	-	-	745	513	2,823	2,912	2,011	1,998	416	364
Avionics Systems	16,244	15,328	-	-	2,893	1,447	7,730	8,259	4,885	4,949	736	673
Training Devices	2,672	2,763	-	-	106	294	1,628	1,573	799	784	139	112
Aircraft Accessory Maintenance	27,900	25,655	-	-	6,008	2,838	15,236	16,602	6,212	5,796	444	419
Aircraft Maintenance	94,121	91,649	-	-	18,898	10,496	46,203	53,654	24,049	23,229	4,971	4,270
Missile Maintenance	3,188	3,081	-	-	523	289	1,471	1,674	1,003	961	191	157
Munitions and Weapons Maintenance	20,392	20,361	-	2	4,969	2,737	9,978	12,842	4,533	4,179	912	601
Education and Training	4,298	4,494	-	-	1,063	1,410	974	950	1,979	1,962	282	172
Interim AFSCs	7,543	7,005	7,543	7,005	-	-	-	-	-	-	-	-
TECHNICAL - TOTAL	128,563	121,382	-	10	24,148	18,912	69,881	71,367	28,788	26,846	5,746	4,247
Photomapping	2,655	2,558	-	-	230	322	1,802	1,615	568	585	55	36
Safety	967	945	-	-	79	89	245	313	560	498	83	45
Wire Communications Systems Maintenance	8,216	7,733	-	-	1,408	1,031	5,165	5,156	1,446	1,382	197	164
Intricate Equipment Maintenance	1,486	1,569	-	-	188	330	938	899	330	323	30	17
Metal Working	9,326	8,747	-	-	2,094	1,289	5,544	5,868	1,517	1,441	171	149
Procurement	1,435	1,299	-	-	126	84	648	671	541	478	120	66
Accounting and Finance and Auditing	6,780	5,638	-	1	1,137	828	3,496	3,017	1,839	1,563	308	229
Data Systems	7,135	7,041	-	1	777	754	3,427	4,061	2,413	1,873	518	352
Administrative	42,536	41,295	-	3	7,370	8,316	26,845	25,119	7,171	6,988	1,150	869
Information	1,677	1,773	-	-	472	554	438	733	689	437	78	49
Personnel	15,414	14,915	-	1	2,519	1,166	5,634	7,362	5,234	4,909	2,027	1,477
Special Investigations	960	979	-	-	212	405	-	-	666	524	82	50
Medical	22,453	19,809	-	4	5,646	2,777	11,911	12,296	4,241	4,199	655	533
Aircrew Protection	3,524	3,307	-	-	720	331	1,930	2,170	750	704	124	102
Dental	3,319	3,136	-	-	1,167	612	1,649	1,895	436	586	67	43
Management Analysis	680	638	-	-	3	24	209	192	387	356	81	66

CONFIDENTIAL

DOWNGRADE AT 3 YEAR INTERVALS;
DECLASSIFIED AFTER 12 YEARS.
DOD DIR. 5200.10

CONFIDENTIAL

TABLE 91 - AUTHORIZED AND ASSIGNED PERMANENT PARTY AIRMEN BY CONTROL AF SPECIALTY WITHIN CAREER FILED, BY SKILL LEVEL, WORLD-WIDE, SEMIANNUALLY - 31 DEC 1970 AND 30 JUN 1971 (CONTINUED)

DATE, CATEGORY, AND CAREER FIELD	TOTAL		SKILL LEVEL STATUS									
			Unskilled (1)		Semi-Skilled (3)		Skilled (5)		Advanced (7)		Superintendent (9)	
	Author-ized	As-sig-ned	Author-ized	As-sig-ned	Author-ized	As-sig-ned	Author-ized	As-sig-ned	Author-ized	As-sig-ned	Author-ized	As-sig-ned
SEMI-TECHNICAL - TOTAL	186,246	168,800	-	4	57,900	30,043	95,743	109,776	27,973	25,628	4,630	3,349
Audio-Visual	4,239	4,333	-	-	902	996	2,465	2,507	780	740	92	90
Motor Vehicle Maintenance	7,702	7,628	-	2	1,627	1,868	4,695	4,533	1,169	1,078	211	147
Civil Engineering Mechanical/Electrical	13,562	12,995	-	-	3,010	1,937	8,864	8,801	2,210	2,067	278	190
Civil Engineering Structural/Pavements	15,323	13,508	-	-	5,712	3,782	6,784	7,560	2,309	1,868	518	298
Civil Engineering Sanitation	2,032	1,689	-	-	740	302	1,007	1,137	248	227	37	23
Fire Protection	9,093	7,560	-	-	3,385	1,503	4,819	5,292	750	687	139	78
Fabric, Leather and Rubber	2,164	1,965	-	-	568	197	1,259	1,364	327	390	10	14
Marine	195	188	-	-	20	19	103	115	65	50	7	4
Transportation	26,577	24,922	-	-	6,813	6,369	14,965	14,564	4,226	3,640	573	349
Supply Services	2,406	2,180	-	-	819	436	1,084	1,225	387	437	116	82
Food Services	9,527	8,842	-	1	3,184	982	4,904	6,371	1,253	1,355	186	133
Fuel Services	9,147	8,501	-	-	2,486	2,450	5,569	5,047	909	864	183	140
Supply	41,227	35,866	-	-	9,747	2,899	20,977	23,615	8,926	8,048	1,577	1,304
Printing	1,110	1,011	-	-	199	125	688	605	202	260	21	21
Special Services	2,872	2,808	-	-	606	296	1,103	1,586	929	795	234	132
Band	1,583	1,476	-	-	573	218	591	851	360	345	59	62
Security Police	37,487	33,328	-	1	17,509	5,664	16,666	24,604	2,923	2,777	389	282
30 JUNE 1971 - TOTAL	571,737	570,815	7,021	6,785	122,892	89,308	294,080	335,380	123,605	119,761	24,139	19,581
HIGHLY TECHNICAL - TOTAL	272,236	280,330	7,021	6,777	46,615	33,251	135,925	159,692	68,720	68,518	13,956	12,092
First Sergeant	2,012	2,019	-	-	-	-	-	-	202	336	1,810	1,683
Intelligence	10,053	10,135	-	-	1,124	1,924	6,022	5,693	2,482	2,199	425	319
Weather	4,286	4,142	-	-	798	511	2,028	2,361	1,192	1,069	268	201
Aerospace Control Systems Operations	18,968	19,574	-	-	2,499	3,434	9,053	9,206	6,456	6,132	960	802
Communications Operations	24,280	24,730	1	-	5,054	3,628	14,382	16,026	4,003	4,362	841	713
Communications-Electronics Systems	47,047	49,148	-	3	6,044	3,833	26,444	31,589	12,386	11,890	2,173	1,833
Missile Electronic Maintenance	5,794	5,575	-	-	734	489	2,734	2,782	1,937	1,920	389	385
Avionics Systems	15,098	15,015	-	1	2,617	1,656	7,145	8,002	4,652	4,674	684	682
Training Devices	2,609	2,651	-	-	95	152	1,587	1,627	793	762	134	110
Aircraft Accessory Maintenance	25,306	25,100	-	2	5,220	3,028	13,845	15,965	5,840	5,698	401	407
Aircraft Maintenance	83,335	89,193	-	-	16,243	10,784	40,953	51,642	21,570	22,773	4,569	3,994
Missile Maintenance	3,214	2,959	-	-	528	286	1,495	1,625	1,003	893	188	155
Munitions and Weapons Maintenance	19,064	19,068	-	1	4,651	2,220	9,321	12,238	4,254	4,010	838	599
Education and Training	4,149	4,251	-	-	1,008	1,306	916	936	1,950	1,800	275	209
Interim AFSCs	7,021	6,769	7,021	6,769	-	-	-	-	-	-	-	-

CONFIDENTIAL

DOWNGRADE AT 3 YEAR INTERVALS;
DECLASSIFIED AFTER 12 YEARS.
DOD DIR, 5200, 10

CONFIDENTIAL

TABLE 91 - AUTHORIZED AND ASSIGNED PERMANENT PARTY AIRMEN BY CONTROL AF SPECIALTY WITHIN CAREER FIELD, BY SKILL LEVEL, WORLD-WIDE, SEMIANNUALLY - 31 DEC 1970 AND 30 JUN 1971 (CONTINUED)

DATE, CATEGORY, AND CAREER FIELD	TOTAL		SKILL LEVEL STATUS									
			Unskilled (1)		Semi-Skilled (3)		Skilled (5)		Advanced (7)		Superintendent (9)	
	Author- ized	As- signed	Author- ized	As- signed	Author- ized	As- signed	Author- ized	As- signed	Author- ized	As- signed	Author- ized	As- signed
TECHNICAL - TOTAL	123,436	120,752	-	6	22,988	21,640	66,631	68,797	28,117	26,124	5,700	4,185
Photomapping	2,266	2,597	-	-	185	490	1,497	1,486	535	577	49	44
Safety	958	918	-	-	76	93	239	312	559	463	84	50
Wire Communications Systems Maintenance	7,956	7,759	-	-	1,399	1,016	4,968	5,252	1,398	1,324	191	167
Intricate Equipment Maintenance	1,337	1,509	-	-	164	212	847	968	299	308	27	21
Metal Working	8,513	8,779	-	-	1,911	1,355	5,050	5,877	1,390	1,404	162	143
Procurement	1,379	1,310	-	-	114	120	625	676	525	446	115	68
Accounting and Finance and Auditing	6,649	6,138	-	-	1,085	1,492	3,415	2,841	1,841	1,569	308	236
Data Systems	6,916	7,021	-	-	712	935	3,327	3,743	2,368	1,988	509	355
Administrative	40,558	40,173	-	2	6,838	8,208	25,498	24,449	7,051	6,663	1,171	851
Information	1,539	1,691	-	-	436	547	372	607	655	483	76	54
Personnel	14,890	14,300	-	-	2,436	1,569	5,410	6,601	5,069	4,728	1,975	1,402
Special Investigations	1,018	956	-	-	240	376	-	-	695	526	83	54
Medical	22,155	20,783	-	4	5,533	4,264	11,764	11,959	4,211	4,031	647	525
Aircrew Protection	3,339	3,172	-	-	689	292	1,811	2,060	707	724	132	96
Dental	3,321	3,018	-	-	1,168	630	1,645	1,775	441	557	67	56
Management Analysis	642	628	-	-	2	41	163	191	373	333	104	63
SEMI-TECHNICAL - TOTAL	176,065	169,733	-	2	53,289	34,417	91,524	106,891	26,768	25,119	4,484	3,304
Audio-Visual	3,604	4,290	-	-	664	666	2,158	2,799	700	741	82	84
Motor Vehicle Maintenance	7,367	7,795	-	-	1,417	1,914	4,582	4,760	1,157	993	211	138
Civil Engineering Mechanical/Electrical	13,213	13,036	-	-	2,921	2,593	7,864	8,247	2,147	2,005	281	191
Civil Engineering Structural/Pavements	14,637	14,156	-	-	5,381	4,450	6,475	7,502	2,244	1,900	537	304
Civil Engineering Sanitation	1,964	1,858	-	-	734	615	949	986	244	234	37	23
Fire Protection	8,735	8,026	-	-	3,194	1,887	4,651	5,394	745	655	145	90
Fabric, Leather and Rubber	2,012	2,023	-	-	526	301	1,161	1,328	315	380	10	14
Marine	171	198	-	-	14	20	89	108	61	63	7	7
Transportation	24,435	24,874	-	-	5,800	4,407	14,126	16,281	3,935	3,825	574	361
Supply Services	2,273	2,205	-	-	766	466	1,018	1,240	379	408	110	91
Food Services	8,925	8,264	-	-	2,981	1,009	4,585	5,925	1,183	1,199	176	131
Fuel Services	8,672	8,790	-	1	2,316	2,241	5,324	5,583	860	833	172	132
Supply	38,639	36,685	-	-	9,152	6,016	19,541	21,537	8,482	7,894	1,464	1,238
Printing	1,029	1,069	-	-	176	202	628	597	207	251	18	19
Special Services	2,774	2,692	-	-	607	293	1,014	1,489	920	768	233	142
Band	1,411	1,345	-	-	487	155	516	782	352	349	56	59
Security Police	36,204	32,427	-	1	16,153	7,182	16,843	22,343	2,837	2,621	371	280

Source: Personnel Data Systems Division, Randolph AFB, Texas.

CONFIDENTIAL

DOWNGRADE AT 3 YEAR INTERVALS;
DECLASSIFIED AFTER 12 YEARS,
DOD DIR. 5200.10

TABLE 92 - REGULAR USAF OFFICERS SELECTED FOR PERMANENT PROMOTION, WORLD-WIDE - FY 1971

(All data reflect officers selected for promotion. The actual number promoted would be somewhat less, due to deaths, resignations, retirements, etc. The date indicated is that of the Selection Board reports and does not necessarily reflect the date of the actual promotions. Selections, with the exception of Lieutenants, are made annually by Headquarters, USAF Selection Boards. Selections of 1Lt thru Lt Col are made on CY - Col selections are FY. Second Lieutenants are promoted in accordance with Section 8298, Title 10, USC and AFR 36-11, dated 24 September 1969).

GRADE TO WHICH PROMOTED	OFFICERS SELECTED	GRADE TO WHICH PROMOTED	OFFICERS SELECTED	GRADE TO WHICH PROMOTED	OFFICERS SELECTED
<u>TOTAL</u>	<u>9,903</u>	<u>Lieutenant Colonel -</u>		<u>Captain - Total</u>	<u>3,160</u>
LINE - TOTAL	9,182	<u>Total</u>	1,647	Line	2,964
OTHER THAN LINE -		Line	1,506	Other Than Line	196
TOTAL	721	Other Than Line	141		
<u>Colonel - Total</u>	567	<u>Major - Total</u>	2,469	<u>First Lieutenant -</u>	
Line	514	Line	2,198	<u>Total</u>	2,060
Other Than Line	53	Other Than Line	271	Line	2,000
				Other Than Line	60

Source: Operating Systems Division, Randolph AFB, Texas.

TABLE 93 - TEMPORARY PROMOTIONS OF USAF OFFICERS TO GENERAL OFFICERS BY GRADE TO WHICH PROMOTED, WORLD-WIDE - FY 1971

(Table below indicates the number of actual promotions by quarter in which promoted for the periods covered. Temporary promotions cover regular officers only. No Non-Regular officers promoted during this FY.)

QUARTER	TOTAL	GENERAL	LIEUTENANT GENERAL	MAJOR GENERAL	BRIGADIER GENERAL
<u>TOTAL</u>	<u>78</u>	<u>1</u>	<u>5</u>	<u>17</u>	<u>55</u>
First Quarter	48	1	4	11	32
Second Quarter	13	-	-	-	13
Third Quarter	9	-	-	5	4
Fourth Quarter	8	-	1	1	6

Source: Assistant for General Officer Matters (AF/DPG)
Operating Systems Division, Randolph AFB, Texas.

UNCLASSIFIED

TABLE 94 - USAF OFFICERS SELECTED FOR TEMPORARY PROMOTIONS, WORLD-WIDE - FY 1971

(Selections made by Selection Boards do not necessarily mean actual promotions, as cancellations may be made because of normal attrition, etc. The table includes both regular and non-regular officers. Temporary promotion to Captain and temporary promotions of all Second Lieutenants to First Lieutenant are not included in the table as such promotions were not accomplished by action of a selection board.)

GRADE TO WHICH SELECTED	OFFICERS SELECTED	GRADE TO WHICH SELECTED	OFFICERS SELECTED
<u>TOTAL</u>	<u>6,086</u>	<u>Lieutenant Colonel - Total</u> .	<u>2,871</u>
LINE	5,679	Line	2,729
OTHER THAN LINE	407	Other Than Line	142
<u>Colonel - Total</u>	<u>745</u>	<u>Major - Total</u>	<u>2,470</u>
Line	674	Line	2,276
Other Than Line	71	Other Than Line	194

Source: Operating Systems Division, Randolph Air Force Base, Texas.

UNCLASSIFIED

TABLE 95 — PROMOTIONS OF TOP SIX GRADE AIRMEN BY FISCAL YEAR FY 1967 THRU 1971

GRADE TO WHICH PROMOTED	FISCAL YEAR				
	1967	1968	1969	1970	1971
TOTAL	<u>157,686</u>	<u>176,153</u>	<u>236,329</u>	<u>173,222</u>	<u>166,128</u>
Chief Master Sergeant (E-9)	1,556	1,881	1,224	1,234	1,232
Senior Master Sergeant (E-8)	4,542	5,111	3,659	2,915	2,874
Master Sergeant (E-7)	9,826	10,524	12,335	7,468	8,642
Technical Sergeant (E-6)	17,951	18,882	24,699	18,819	13,540
Staff Sergeant (E-5)	26,583	38,214	54,199	44,902	50,004
Sergeant (E-4)	97,228	101,541	140,213	97,884	89,836

Source: Operating Systems Division, Randolph Air Force Base, Texas.

UNCLASSIFIED

TABLE 96 - GAINS AND LOSSES OF USAF OFFICERS TO THE ACTIVE MILITARY STRENGTH
WORLD-WIDE - FY 1971

ITEM DESCRIPTION	TOTAL	COMMISSIONED OFFICERS			WARRANT OFFICERS	
		MALE	WAF	AFN/MS	MALE	WAF
GAINS						
TOTAL	11,913	11,087	218	608	-	-
To EAD from AFRES (Initial Tour)	6,959	6,369	1	589	-	-
To EAD from AFRES (Second or Subsequent Tour)	123	111	-	12	-	-
To EAD from ANG (Initial Tour)	5	2	-	3	-	-
To EAD from ANG (Second or Subsequent Tour)	-	-	-	-	-	-
To EAD from Retired Status	5	5	-	-	-	-
Commissioned in Regular Air Force	-	-	-	-	-	-
Commissioned from USMA, USNA, USAFA	697	697	-	-	-	-
RES Officers Released & Immediately Recalled Without Break in AMS	1	1	-	-	-	-
Commissioned from OTS Through Bootstrap Program	222	222	-	-	-	-
REG Officers Recalled as Temporary Officers Without Component	-	-	-	-	-	-
Transferred from Army or Navy	39	35	-	4	-	-
Commissioned from OTS through AECF	386	385	1	-	-	-
Commissioned from OTS (Not AECF)	3,428	3,212	216	-	-	-
To W/O from Commissioned Status	-	-	-	-	-	-
To Commissioned Status from Enlisted (Initial Tour)	48	48	-	-	-	-
Unknown - Uniform Officer Record Incomplete	-	-	-	-	-	-
LOSSES						
TOTAL	15,795	14,746	133	673	243	-
Resigned - Hardship	77	72	3	2	-	-
National Health, Safety and Interest	-	-	-	-	-	-
Resigned - Completion of Required Service	943	928	5	10	-	-
Resigned - Regular Officer Enlistment in Regular Establishment	44	44	-	-	-	-
Resigned - Withdrawal of Ecclesiastical Indorsement	7	7	-	-	-	-
Resigned - To Attend School	76	76	-	-	-	-
Resigned - Substandard Performance	37	32	-	5	-	-
Resigned - Homosexuality (Class II)	4	4	-	-	-	-
Resigned - Homosexuality (Class III)	3	2	1	-	-	-
Resigned - Unfitness or Unacceptable Conduct	20	20	-	-	-	-
Resigned - In Lieu of Courts-Martial	10	9	-	1	-	-
Resigned - Unqualified or Other Reasons	126	117	2	7	-	-
Discharged Under Honorable General Conditions	1	1	-	-	-	-
Discharged - Substandard Performance of Duty (Voluntary)	-	-	-	-	-	-
Discharged - Unfitness (Voluntary)	3	3	-	-	-	-
Discharged - Marriage (Voluntary)	18	-	7	11	-	-
Discharged - Pregnancy (Voluntary)	126	-	33	93	-	-
Discharged - Parenthood (Minor Children)(Voluntary)	14	1	2	11	-	-
Discharged - Failure of Selection or Permanent Promotion (Voluntary)	65	61	2	2	-	-
Discharged - Conscientious Objectors	28	28	-	-	-	-
Discharged - Homosexuality Class II (Board Action or in Lieu of)	2	2	-	-	-	-
Discharged - Unfitness (Board Action or in Lieu of)	6	6	-	-	-	-
Discharged - Substandard Performance of Duty (Board Action or in Lieu of)	4	2	1	1	-	-
Withdrawal of Ecclesiastical Indorsement (Board Action or in Lieu of)	1	1	-	-	-	-
Discharged - Pregnancy (Board Action)	28	-	7	21	-	-
Discharged - Parenthood - Minor Children (Board Action)	-	-	-	-	-	-
Voluntary Release from EAD - Hardship	40	39	-	1	-	-
Voluntary Release from EAD - Completion of Required Service	3	3	-	-	-	-
Voluntary Release from EAD - Reverted to WO Status	1	1	-	-	-	-
Voluntary Release from EAD - To Attend School	674	670	3	1	-	-

UNCLASSIFIED

UNCLASSIFIED

TABLE 96 - GAINS AND LOSSES OF USAF OFFICERS TO THE ACTIVE MILITARY STRENGTH
WORLD-WIDE - FY 1971 (CONTINUED)

ITEM DESCRIPTION	TOTAL	COMMISSIONED OFFICERS			WARRANT OFFICERS	
		MALE	WAF	AFN/MS	MALE	WAF
LOSSES (Continued)						
Expiration of AD Commitment - Other	642	599	7	36	-	-
Expiration of AD Commitment - Established Date of Separation	5,128	4,768	16	344	-	-
Length of Service - Service in Grade	2	2	-	-	-	-
Maximum Age	1	1	-	-	-	-
Failure of Selection for Promotion - Permanent - Reserve	5	2	-	3	-	-
Failure of Selection for Promotion - Temporary	50	43	-	7	-	-
Disapproval of Requests for Extension of EAD	1	1	-	-	-	-
Less than 12 Months Retainability	128	116	-	12	-	-
Strength Adjustment	56	56	-	-	-	-
Selected for Demotion - Not Demotable	-	-	-	-	-	-
Under Sentence to Dismissal - Awaiting Review	1	1	-	-	-	-
Project 20-10	-	-	-	-	-	-
Directed by Secretary - Unfitness	-	-	-	-	-	-
Directed by Secretary - Substandard Performance	-	-	-	-	-	-
Directed by Secretary - Convenience of Government	-	-	-	-	-	-
Release from EAD (Unit Demobilization) - Release of Reserve Units	5	5	-	-	-	-
Release from EAD (Unit Demobilization) - Release of ANG and ANGUS	2	2	-	-	-	-
Revert to Retired List	5	4	1	-	-	-
EPTS - Established by Physical Evaluation Board - Not Entitled to Severance Pay	29	26	-	3	-	-
Discharged - Physical Disability - Entitled to Severance Pay	79	75	1	3	-	-
Discharged - Physical Disability - Not Entitled to Severance Pay	-	-	-	-	-	-
Vacation of Appointment to Accept Civil Office	1	1	-	-	-	-
Dropped from Rolls - Headquarters, USAF (Rolls of the Air Force)	-	-	-	-	-	-
Dropped from Rolls - Conviction & Confinement by Civil Authorities	1	1	-	-	-	-
20 Year Active Service Career	1	1	-	-	-	-
Dropped From Rolls - Missing or POW	-	-	-	-	-	-
Deaths - All Causes	258	254	-	2	2	-
Conversion of Career Reserve Status to a Date of Separation	990	965	5	20	-	-
Directed by Hq USAF	34	34	-	-	-	-
Mandatory Retirement - Age, Service, Time in Grade	786	721	1	5	59	-
Voluntary Retirement - Age, Service, Time in Grade	97	64	1	-	32	-
Voluntary Retirement (20 Year Reserve Career Program)	2,060	1,981	21	34	24	-
Permanent Disability Retirement (20 Year Reserve Career Program)	-	-	-	-	-	-
Voluntary Retirement (20 Years Reserve Career Program)	-	-	-	-	-	-
Permanent Disability Retirement (20 Year Career Program)	-	-	-	-	-	-
Voluntary Retirement (20 Years Reserve Career Program)	-	-	-	-	-	-
Permanent Disability Retirement (20 Years Reserve Career Program)	-	-	-	-	-	-
Retirement - Permanent by Reason of Physical Disability	189	178	-	-	11	-
Retirement - Place on Temporary Disability Retired List	21	20	-	-	1	-
Re-Retirement	-	-	-	-	-	-
Failure of Selection for Promotion (Mandatory Retirement)	65	64	-	1	-	-
Failure of Selection for Promotion (Voluntary Retirement)	78	77	-	1	-	-
Failure of Selection for Promotion (Temporary Disability Retirement)	4	4	-	-	-	-
Failure of Selection for Promotion (Permanent Disability Retirement)	19	17	1	1	-	-
Early Retirement Date - Non-Volunteer	-	-	-	-	-	-
Temporary Disability Retirement (20 Year Reserve Career Program)	-	-	-	-	-	-
Twenty Years Active Service or More (Voluntary Retirement)	2,083	1,970	8	14	91	-
Twenty Years Active Service or More (Temporary Disability Retirement)	46	45	-	-	1	-
Twenty Years Active Service or More (Permanent Disability Retirement)	270	248	1	3	18	-
Placement on Retired List at Age 60 with Pay (Voluntary Retirement)	1	1	-	-	-	-
Placed on Retired List at Age 60 with Pay (Permanent Disability Retirement)	152	141	2	6	3	-
Placed on Retired list at Age 60 with Pay (Temporary Disability)	142	127	2	12	1	-
Retirements - All Other	2	2	-	-	-	-

Source: Operating Systems Division, Randolph Air Force Base, Texas.

UNCLASSIFIED

UNCLASSIFIED

TABLE 97 - GAINS, LOSSES, AND STATUS CHANGES OF AIRMEN TO USAF ACTIVE MILITARY STRENGTH,
WORLD-WIDE - FY 1971

ITEM DESCRIPTION	TOTAL	AIRMEN	
		MALE	WAF
GAINS			
GAIN TOTAL	108,165	103,550	4,615
<u>From Civilian Status - Total</u>	<u>480</u>	<u>479</u>	<u>1</u>
To Extended Active Duty from Air Force Reserves	186	185	1
To Extended Active Duty from Air National Guard	110	110	-
To Extended Active Duty from Retired Status	29	29	-
To EAD from AFRes for 1 Year to Attend USAF Prep School	155	155	-
<u>Enlistment - Total</u>	<u>105,918</u>	<u>101,336</u>	<u>4,582</u>
No Prior Service a/	96,191	91,926	4,265
Prior Active Military Status	5,576	5,547	29
Former Commissioned Officer or Warrant Officer	260	255	5
For Aviation Cadet	-	-	-
For Officer Training School	3,891	3,608	283
<u>From Dropped from Rolls - Total</u>	<u>499</u>	<u>491</u>	<u>8</u>
Returned from Desertion	455	448	7
Returned from Prisoner	15	15	-
Correction - Deletion Previously Reported as Dropped from Rolls	29	28	1
<u>Correction of Previously Reported Separation - Total</u>	<u>1,268</u>	<u>1,244</u>	<u>24</u>
LOSSES			
LOSS TOTAL	140,364	136,889	3,475
<u>Separated or Released on Expiration of Term of Service - Total</u>	<u>48,866</u>	<u>48,599</u>	<u>267</u>
Separation - ETS Obligated Service	47,819	47,562	257
Release from EAD of AF Reserve or ANG Personnel	97	97	-
Separation at Adjusted ETS after completing a period of voluntary extension	950	940	10
<u>Separation or Release Prior to ETS for Convenience of Gov - Total</u>	<u>47,364</u>	<u>46,609</u>	<u>755</u>
To accept commission in the AF or recall to Active Duty as officer in the AFRes	113	113	-
To accept Recall or Active Duty as W/O	16	16	-
To attend AF Academy	5	5	-
To accept commission or appointment in another branch of US Armed Forces	27	27	-
To enter any of the other services academies	1	1	-
Separation for unique or unusual reasons	150	148	2
To NARS pending appointment in ANG	1	1	-
To accept commission from OTS or Aviation Student status	4,256	4,008	248
Separation - best interests of the Air Force	4	4	-
Sole Surviving Son	12	12	-
Release essential to national health, safety or interest	119	119	-
Release to accept public office	3	3	-
Separation - to enter civilian police agency	182	182	-
Conscientious Objector	116	116	-
Erroneous Enlistment or Induction	1,049	1,027	22
Separation - Insufficient service retainability for PCS (OS returnees only)	17,311	17,213	98
Early release to attend school	17,170	17,100	70
Separation of AVC, OCS or OTS eliminees (no active duty commitment)	523	483	40

UNCLASSIFIED

UNCLASSIFIED

TABLE 97 - GAINS, LOSSES, AND STATUS CHANGES OF AIRMEN TO USAF ACTIVE MILITARY STRENGTH,
WORLD-WIDE - FY 1971 (CONTINUED)

Early release for Christmas	1,565	1,564	1
ETS separation of airmen who executed voluntary extension	9	9	-
Early release after original ETS of personnel serving on a voluntary extension	48	48	-
Obesity	2	2	-
Failure to meet minimum requirements for retention in the Air Force	1,910	1,653	257
Marginal producer	90	89	1
Early release of first term airmen with selected skills and ETS dates	4	4	-
Early release program specifically directed by Hq USAF	2,150	2,136	14
Separation - insufficient service retainability for PCS (other than OS returnees)	526	524	2
Release of unit of ANG and ANGUS from active Fed Svc and return to state	1	1	-
Release of Reserve units	1	1	-
Attrition - Total	17,638	15,292	2,346
Discharge-marriage	333	-	333
Discharge-pregnancy	1,294	-	1,294
Discharge-parenthood/minor children	22	-	22
Discharge-minority	7	5	2
Discharge-hardship/dependency	4,455	4,359	96
Voidance of enlistment or induction	13	13	-
Resignation for the good of the service	17	17	-
Request for discharge for the good of the service	543	525	18
Unsuitability-multiple reasons - individual evaluation	197	181	16
Unsuitability-multiple reasons - board entitlement	35	32	3
Unfitness-discharge as a result of board action - Class II homosexual	30	29	1
Unfitness-waiver of board - Class II homosexual	85	78	7
Unfitness-multiple reasons	79	77	2
Unsuitability-inaptitude - board entitlement	29	28	1
Unsuitability-inaptitude - individual evaluation	133	125	8
Unsuitability-enuresis board - entitlement	2	2	-
Unsuitability-enuresis - individual evaluation	11	11	-
Unsuitability-character and behavior disorders - board entitlement	883	811	72
Unsuitability-character and behavior disorder - individual evaluation	2,987	2,732	255
Discharge-physical disability entitled to severance pay	933	910	23
Discharge-physical disability not entitled to severance pay (misconduct)	10	10	-
Discharge-physical disability not entitled to disability severance pay-EPTS	2,336	2,236	100
Unfitness-frequent involvement in discreditable incidents	726	714	12
Unsuitability-financial irresponsibility - individual evaluation	43	43	-
Unfitness-an established pattern showing dishonorable debts	5	5	-
Unfitness-failure to contribute to support of dependents or comply with court	2	2	-
Unsuitability-financial irresponsibility - board entitlement	63	62	1
Misconduct-fraudulent enlistment	29	20	9
Misconduct-desertion - trial barred by 10 USC 843	1	1	-
Misconduct-desertion - prolonged unauthorized absence	4	4	-
Misconduct-convicted by civil court during current term of military service	159	159	-
Unsuitability-alcoholism - board entitlement	26	26	-
Desertion (court-martial)	17	17	-
Unsuitability-alcoholism - individual evaluation	15	15	-
Discharge-convicted by court-martial - other than desertion	114	114	-
Unsuitability-homosexual tendencies (Class III) - waiver of board	161	147	14
Unsuitability-homosexual tendencies (Class III), result of board action	27	20	7
Unfitness-drug addiction, habituation, the unauthorized use or possession of	257	249	8
Unfitness-an established pattern for shirking	59	59	-
Unfitness-sexual perversion	52	48	4
Unsuitability-apathy, defective attitudes	176	167	9
Unsuitability-sexual deviate - board entitlement	8	7	1
Unsuitability-apathy, defective attitudes - individual evaluation	416	400	16
Unsuitability-sexual deviate - individual evaluation	12	8	4
Deaths - all causes	832	824	8

UNCLASSIFIED

UNCLASSIFIED

TABLE 97 - GAINS, LOSSES, AND STATUS CHANGES OF AIRMEN TO USAF ACTIVE MILITARY STRENGTH,
WORLD-WIDE - FY 1971 (CONTINUED)

<u>Correction - Total</u>	<u>169</u>	<u>157</u>	<u>12</u>
Correction - Deletion of previously reported accessions	169	157	12
<u>Dropped from Unit Rolls - Total</u>	<u>292</u>	<u>287</u>	<u>5</u>
As absentee or deserter	255	250	5
As a prisoner (other than POW).	36	36	-
As missing or POW	1	1	-
<u>Retired - Total</u>	<u>26,035</u>	<u>25,945</u>	<u>90</u>
Discharged from enlisted status and retirement as an officer.	62	58	4
Retirement after 20 but less than 30 years active Federal service	21,204	21,149	55
Retirement after 30 years active Federal service.	481	481	-
Voluntary retirement in lieu of other administrative action	6	6	-
Physical disability retirement - Temporary disability list - after application.	258	258	-
Physical disability retirement - placed on temporary disability retired list.	1,467	1,442	25
Permanently retired by reason of physical disability.	825	823	2
Permanently retired by reason of physical disability - after application.	1,653	1,649	4
Release from EAD and revert to retired list	79	79	-
STATUS CHANGES			
<u>TOTAL</u>	<u>114,878</u>	<u>114,183</u>	<u>695</u>
<u>Immediate Reenlistments - Total</u>	<u>67,788</u>	<u>67,381</u>	<u>407</u>
Regular, Air Force Reserves or Air National Guard Separated Upon Expiration Term of Service and Immediately Reenlisted in Regular Air Force	49,023	48,847	176
Regular, Air Force Reserves or Air National Guard Separated Prior to ETS and Immediately Reenlisted in Regular Air Force	18,764	18,533	231
Regular Air Force Resignee Immediately Reenlisted in Regular Air Force.	1	1	-
<u>Term of Enlistment Extended - Total</u>	<u>47,090</u>	<u>46,802</u>	<u>288</u>

a/ Includes 0 Inductees (Unclassified USAF Component).

Source: Operating Systems Division, Randolph AFB, Texas.

UNCLASSIFIED

TABLE 98 - GAINS, AND LOSSES OF USAF OFFICERS BY GRADE, WORLD-WIDE, BY QUARTER FY 1971

DATE OF GAIN OR LOSS	TOTAL	GEN	COL	LT COL	MAJ	CAPT	1LT	2LT	WARRANT OFFICER
GAINS									
TOTAL	11,913	1	15	10	515	1,543	567	9,262	-
First Quarter .	4,101	-	5	4	466	1,052	306	2,268	-
Second Quarter .	2,322	-	4	1	20	111	81	2,105	-
Third Quarter .	2,210	-	4	5	21	128	102	1,950	-
Fourth Quarter .	3,280	1	2	-	8	252	78	2,939	-
LOSSES									
TOTAL	15,795	66	1,182	2,428	2,254	8,968	484	170	243
First Quarter .	4,986	39	425	873	780	2,596	134	42	97
Second Quarter .	3,129	5	281	567	454	1,608	126	42	46
Third Quarter .	3,554	12	254	432	494	2,189	109	21	43
Fourth Quarter .	4,126	10	222	556	526	2,575	115	65	57

Source: Operating Systems Division, Randolph Air Force Base.

UNCLASSIFIED

TABLE 99 - GAINS AND LOSSES OF AIRMEN BY GRADE, WORLD-WIDE, BY QUARTER - FY 1971

	TOTAL	CMS	SMS	MSG	TSG	SSGT	SGT	AMN FIRST CLASS	AMN	AMN BASIC	AVI- ATION CADET
GAINS											
TOTAL	108,165	48	14	67	194	1,953	4,132	1,016	1,213	99,528	-
First Quarter	21,627	33	3	24	42	167	458	107	91	20,702	-
Second Quarter	25,687	12	5	12	54	201	437	124	83	24,759	-
Third Quarter	28,142	2	2	20	45	416	783	200	419	26,255	-
Fourth Quarter	32,709	1	4	11	53	1,169	2,454	585	620	27,812	-
LOSSES											
TOTAL	140,364	1,673	2,830	8,185	8,710	33,974	64,858	9,505	3,934	6,695	-
First Quarter	44,820	531	882	2,309	1,922	9,805	23,741	2,723	949	1,958	-
Second Quarter	32,983	366	644	1,761	1,981	7,618	15,465	2,705	988	1,455	-
Third Quarter	31,150	367	575	1,750	2,046	8,287	13,432	2,071	934	1,688	-
Fourth Quarter	31,411	409	729	2,365	2,761	8,264	12,220	2,006	1,063	1,594	-

Source: Operating Systems Division, Randolph AFB, Texas.

UNCLASSIFIED

TABLE 100 - LOSSES OF USAF OFFICERS BY AERONAUTICAL STATUS, BY AGE GROUP, WORLD-WIDE
FY 1971

AERONAUTICAL STATUS	TOTAL	AGE GROUP										
		23 AND YOUNGER	24 THRU 26	27 THRU 29	30 THRU 32	33 THRU 35	36 THRU 38	39 THRU 41	42 THRU 44	45 THRU 47	48 THRU 50	51 AND OLDER
<u>TOTAL</u>	<u>12,595</u>	<u>41</u>	<u>1,483</u>	<u>4,316</u>	<u>902</u>	<u>175</u>	<u>309</u>	<u>1,187</u>	<u>882</u>	<u>832</u>	<u>1,302</u>	<u>1,166</u>
Pilots	4,613	4	125	942	238	49	149	686	458	516	838	608
Observers	135	-	6	3	-	-	3	23	10	21	43	26
Navigators	1,388	1	48	285	127	32	75	251	172	112	160	125
Support	6,459	36	1,304	3,086	537	94	82	227	242	183	261	407

Source: Operating Systems Division, Randolph Air Force Base, Texas.

UNCLASSIFIED

TABLE 101 - ENLISTMENTS AND REENLISTMENTS BY GRADE, BY SEX, WORLD-WIDE - FY 1971

TYPE OF ENLISTMENT OR REENLISTMENT	TOTAL	CMS	SMS	MSG	TSG	SSG	SGT	AMN 1ST CLASS	AMN	AMN BASIC
TOTAL	173,706	1,613	2,765	8,260	13,811	26,549	19,766	836	936	99,170
MALE - TOTAL a/	168,717	1,610	2,762	8,239	13,770	26,424	19,523	832	929	94,628
FEMALE - TOTAL	4,989	3	3	21	41	125	243	4	7	4,542
No Prior Service Enlistment - Total	96,183	-	-	-	-	-	-	-	900	95,283
Male	91,918	-	-	-	-	-	-	-	894	91,024
Female	4,265	-	-	-	-	-	-	-	6	4,259
Enlistment for Officer Training School or Aviation Cadet - Total	3,899	-	-	-	1	4	6	4	8	3,876
Male	3,616	-	-	-	1	4	6	4	8	3,593
Female	283	-	-	-	-	-	-	-	-	283
Prior Service Enlistment - Total	5,836	4	-	15	76	1,512	3,508	691	22	8
Male	5,802	4	-	15	75	1,507	3,484	688	21	8
Female	34	-	-	-	1	5	24	3	1	-
Immediate Reenlistment - Total	67,788	1,609	2,765	8,245	13,734	25,033	16,252	141	6	3
Male	67,381	1,606	2,762	8,224	13,694	24,913	16,033	140	6	3
Female	407	3	3	21	40	120	219	1	-	-

TABLE 102 - ENLISTMENTS AND REENLISTMENTS BY TERM OF ENLISTMENT, BY SEX, WORLD-WIDE - FY 1971

TYPE OF ENLISTMENT OR REENLISTMENT	TOTAL	2 YEARS	3 YEARS	4 YEARS	5 YEARS	6 YEARS
TOTAL	173,706	-	14,113	155,625	2,338	1,630
MALE - TOTAL a/	168,717	-	14,063	150,698	2,334	1,622
FEMALE - TOTAL	4,989	-	50	4,927	4	8
No Prior Service Enlistment - Total	96,183	-	-	96,183	-	-
Male	91,918	-	-	91,918	-	-
Female	4,265	-	-	4,265	-	-
Enlistment for Officer Training School or Aviation Cadet - Total	3,899	-	-	3,899	-	-
Male	3,616	-	-	3,616	-	-
Female	283	-	-	283	-	-
Prior Service Enlistment - Total	5,836	-	-	5,836	-	-
Male	5,802	-	-	5,802	-	-
Female	34	-	-	34	-	-
Immediate Reenlistment - Total	67,788	-	14,113	49,707	2,338	1,630
Male	67,381	-	14,063	49,362	2,334	1,622
Female	407	-	50	345	4	8

a/ Includes 0 Enlistments for Aviation Cadets.

Source: Operating Systems Division, Randolph Air Force Base, Texas.

UNCLASSIFIED

UNCLASSIFIED

TABLE 103 - ENLISTMENTS BY EDUCATIONAL LEVEL, WORLD-WIDE BY QUARTER - FY 1971

DATE AND TYPE OF ENLISTMENT	EDUCATION LEVEL												
	TOTAL			Non-High School or Non-Graduate		High School Graduate		Less Than 2 Years College		2 or More Years College No Degree		One or More Degrees	
	Total	Male	Female	Male	Female	Male	Female	Male	Female	Male	Female	Male	Female
<u>TOTAL a/</u>	105,918	101,336	4,582	13,243	24	70,370	3,959	5,425	221	4,074	91	8,224	287
<u>No Prior Service Enlistment - Total</u>	96,183	91,918	4,265	13,042	24	65,232	3,930	5,269	218	3,906	89	4,469	4
First Quarter (1 Jul 1970 thru 30 Sep 1970)	19,287	18,112	1,175	1,369	2	13,224	1,119	902	34	999	20	1,618	-
Second Quarter (1 Oct 1970 thru 31 Dec 1970)	23,585	22,599	986	2,811	2	16,446	914	1,219	47	929	22	1,194	1
Third Quarter (1 Jan 1971 thru 31 Mar 1971)	25,831	24,810	1,021	3,843	7	17,290	920	1,774	69	1,070	24	833	1
Fourth Quarter (1 Apr 1971 thru 30 Jun 1971)	27,480	26,397	1,083	5,019	13	18,272	977	1,374	68	908	23	824	2
<u>Prior Service Enlistment - Total</u>	5,836	5,802	34	201	-	5,133	29	153	3	168	2	147	-
First Quarter	425	416	9	25	-	265	7	25	1	39	1	62	-
Second Quarter	380	376	4	29	-	280	4	13	-	16	-	38	-
Third Quarter	1,015	1,004	11	42	-	846	10	55	1	48	-	13	-
Fourth Quarter	4,016	4,006	10	105	-	3,742	8	60	1	65	1	34	-
<u>Enlistment for Officer Training School or Aviation Cadet - Total</u>	3,899	3,616	283	-	-	5	-	3	-	-	-	3,608	283
First Quarter	1,213	1,087	126	-	-	1	-	1	-	-	-	1,085	126
Second Quarter	1,139	1,083	56	-	-	3	-	1	-	-	-	1,079	56
Third Quarter	698	649	49	-	-	-	-	-	-	-	-	649	49
Fourth Quarter	849	797	52	-	-	1	-	1	-	-	-	795	52

a/ Excludes O Inductees (Unspecified USAF Component).

Source: Operating Systems Division, Randolph AFB, Texas.

UNCLASSIFIED

**TABLE 104 - NON-PRIOR SERVICE ENLISTMENTS BY ARMED FORCES QUALIFICATION TEST (AFQT) MENTAL CATEGORY, BY QUARTER
FY 1971**

ENLISTED BY DATE AND SEX	TOTAL		PERSONNEL BY CATEGORY											
			CATEGORY 1 (93-100)		CATEGORY 2 (65-92)		CATEGORY 3 (31-64)		CATEGORY 4 (10-30)		CATEGORY 5 (9 & below)		CATEGORY Unknown or Non-Tested	
	Number	Percent	Number	Per- cent	Number	Per- cent	Number	Per- cent	Number	Per- cent	Num- ber	Per- cent	Number	Percent
TOTAL	<u>96,183</u>	<u>100.0</u>	<u>5,623</u>	<u>5.8</u>	<u>33,728</u>	<u>35.1</u>	<u>38,443</u>	<u>40.0</u>	<u>9,543</u>	<u>9.9</u>	<u>5,419</u>	<u>5.6</u>	<u>3,427</u>	<u>3.6</u>
MALE - TOTAL a/	91,918	100.0	5,386	5.8	30,487	33.2	37,758	41.1	9,543	10.4	5,419	5.9	3,325	3.6
FEMALE - TOTAL	4,265	100.0	237	5.5	3,241	76.0	685	16.1	-	-	-	-	102	2.4
First Quarter (1 Jul 70 through 30 Sep 70) - Total	19,287	100.0	1,272	6.6	7,374	38.2	7,247	37.6	1,638	8.5	514	2.7	1,242	6.4
Male	18,112	99.9	1,210	6.7	6,471	35.7	7,057	39.0	1,638	9.0	514	2.8	1,222	6.7
Female	1,175	100.0	62	5.3	903	76.8	190	16.2	-	-	-	-	20	1.7
Second Quarter (1 Oct 70 through 31 Dec 70) - Total	23,585	100.0	1,470	6.2	8,533	36.2	9,287	39.4	2,073	8.8	2,095	8.9	127	.5
Male	22,599	100.0	1,404	6.2	7,771	34.4	9,133	40.4	2,073	9.2	2,095	9.3	123	.5
Female	986	100.0	66	6.7	762	77.3	154	15.6	-	-	-	-	4	.4
Third Quarter (1 Jan 71 through 31 Mar 71) - Total	25,831	100.0	1,570	6.1	9,329	36.1	10,575	40.9	2,145	8.3	2,117	8.2	95	.4
Male	24,810	99.8	1,519	6.1	8,540	34.4	10,405	41.9	2,145	8.6	2,117	8.5	84	.3
Female	1,021	100.0	51	5.0	789	77.3	170	16.6	-	-	-	-	11	1.1
Fourth Quarter (1 Apr 71 through 30 Jun 71) - Total	27,480	99.9	1,311	4.8	8,492	30.9	11,334	41.2	3,687	13.4	693	2.5	1,963	7.1
Male	26,397	100.0	1,253	4.7	7,705	29.2	11,163	42.3	3,687	14.0	693	2.6	1,896	7.2
Female	1,083	100.0	58	5.3	787	72.7	171	15.8	-	-	-	-	67	6.2

a/ Includes 0 Inductees (Unspecified USAF Component)

Source: Operating Systems Division, Randolph AFB, Texas.

UNCLASSIFIED

TABLE 105 - USAF RETIRED MILITARY PERSONNEL BY PAY GRADE, BY TYPE OF RETIREMENT,
BY COMPONENT - 30 JUNE 1971

GRADES FOR PAY	TOTAL	TYPE OF RETIREMENT					
		Non-Disability		Temporary Disability		Permanent Disability	
		Regular	a/ Non-Regular	Regular	Non-Regular	Regular	Non-Regular
TOTAL	263,624	165,357	41,855	4,462	405	39,033	12,512
OFFICER - TOTAL . .	80,648	20,753	41,587	293	381	5,272	12,362
General	931	435	79	8	-	394	15
Colonel	11,861	5,686	3,788	65	13	1,666	643
Lieutenant Colonel	31,600	9,459	17,464	96	73	1,884	2,624
Major	20,300	2,765	14,307	48	75	595	2,510
Captain	5,636	180	2,693	57	129	249	2,328
1st Lieutenant . .	3,348	7	727	6	58	66	2,484
2nd Lieutenant . .	1,233	-	216	1	28	8	980
Warrant Officer . .	5,739	2,221	2,313	12	5	410	778
Flight Officer . .	-	-	-	-	-	-	-
AIRMAN - TOTAL . .	182,976	144,604	268	4,169	24	33,761	150
Chief Master Sergeant	9,037	7,802	17	56	1	1,160	1
Senior Master Sergeant	15,036	12,966	23	86	-	1,957	4
Master Sergeant . .	60,281	52,353	168	252	2	7,487	19
Technical Sergeant	48,888	41,488	26	338	3	7,008	25
Staff Sergeant . .	34,218	25,291	24	794	6	8,068	35
Sergeant	8,923	3,883	7	1,389	2	3,622	20
Airman First Class	4,317	609	-	959	6	2,722	21
Airman	1,847	140	2	237	3	1,445	20
Airman Basic . . .	428	72	1	58	1	291	5
Aviation Cadet . .	1	-	-	-	-	1	-

a/ Includes TITLE III

Source: Operating Systems Division, Randolph Air Force Base, Texas.

UNCLASSIFIED

UNCLASSIFIED

TABLE 106 - DISTRIBUTION OF USAF REGULAR (MALE AND FEMALE) LINE AND OTHER THAN LINE COMMISSIONED OFFICERS BY PERMANENT GRADE AND TEMPORARY GRADE IN WHICH SERVING, 30 JUNE 1971

PERMANENT GRADE	GRADE IN WHICH SERVING										
	TOTAL	GEN	LT GEN	MAJ GEN	BRIG GEN	COL	LT COL	MAJ	CPT	1LT	2LT
TOTAL	63,506	13	42	152	211	6,150	13,527	18,632	22,034	1,141	1,604
Maj Gen.	137	13	41	83	-	-	-	-	-	-	-
Brig Gen	158	-	1	68	89	-	-	-	-	-	-
Col.	3,293	-	-	1	109	3,183	-	-	-	-	-
Lt Col	6,049	-	-	-	12	2,226	3,811	-	-	-	-
Maj.	18,515	-	-	-	1	736	9,586	8,192	-	-	-
Capt	20,555	-	-	-	-	5	130	10,416	10,004	-	-
1Lt.	11,189	-	-	-	-	-	-	24	11,162	3	-
2Lt.	3,610	-	-	-	-	-	-	-	868	1,138	1,604
Unk.	-	-	-	-	-	-	-	-	-	-	-

Serving One Grade Above Permanent Grade 34,746

Serving Two Grades Above Permanent Grade 1,785

Serving Three Grades Above Permanent Grade 6

Serving Four Grades Above Permanent Grade -

Source: Operating Systems Division, Randolph Air Force Base, Texas.

UNCLASSIFIED

TABLE 107 - DISTRIBUTION OF USAF NON-REGULAR (MALE AND FEMALE) LINE AND OTHER THAN LINE COMMISSIONED OFFICERS BY PERMANENT GRADE AND TEMPORARY GRADE IN WHICH SERVING - AS OF 30 JUNE 1971

PERMANENT GRADE	GRADE IN WHICH SERVING										
	TOTAL	GEN	LT GEN	MAJ GEN	BRIG GEN	COL	LT COL	MAJ	CPT	1LT	2LT
TOTAL	62,015	-	-	<u>5</u>	<u>3</u>	<u>197</u>	<u>1,974</u>	<u>6,425</u>	<u>26,715</u>	<u>14,713</u>	<u>11,983</u>
Maj Gen.	5	-	-	5	-	-	-	-	-	-	-
Brig Gen	4	-	-	-	3	1	-	-	-	-	-
Col	256	-	-	-	-	192	62	2	-	-	-
Lt Col	1,885	-	-	-	-	4	1,755	125	1	-	-
Maj.	6,178	-	-	-	-	-	156	5,588	434	-	-
Capt	11,911	-	-	-	-	-	1	710	11,160	40	-
1Lt.	16,285	-	-	-	-	-	-	-	13,750	2,533	2
2Lt.	25,491	-	-	-	-	-	-	-	1,370	12,140	11,981

Serving One Grade Above Permanent Grade 26,760
 Serving Two Grades Above Permanent Grade 1,371
 Serving Three Grades Above Permanent Grade -
 Serving Four Grades Above Permanent Grade -

Source: Operating Systems Division, Randolph Air Force Base, Texas.

UNCLASSIFIED

TABLE 108 - NON-BATTLE DEATHS OF USAF OFFICERS BY AERONAUTICAL RATING, BY GRADE IN WHICH SERVING AT TIME OF DEATH, WORLDWIDE, SEMIANNUALLY - FY 1971

GRADE	TOTAL	PILOT DEATHS			NAVIGATOR/OBSERVER DEATHS		
		TOTAL	First Half FY 1971 (1 Jul 1970 Through 31 Dec 1970)	Last Half FY 1971 (1 Jan 1971 Through 30 Jun 1971)	TOTAL	First Half FY 1971 (1 Jul 1970 Through 31 Dec 1970)	Last Half FY 1971 (1 Jan 1971 Through 30 Jun 1971)
TOTAL	157	157	85	72	-	-	-
General	1	1	-	1	-	-	-
Colonel	9	9	5	4	-	-	-
Lieutenant Colonel	25	25	12	13	-	-	-
Major	40	40	20	20	-	-	-
Captain	49	49	29	20	-	-	-
First Lieutenant	24	24	13	11	-	-	-
Second Lieutenant	9	9	6	3	-	-	-

Source: Operating Systems Division, Randolph Air Force Base, Texas.

TABLE 109 - NON-BATTLE DEATHS OF USAF OFFICERS AND AIRMEN BY GRADE IN WHICH SERVING AT TIME OF DEATH, WORLDWIDE, SEMIANNUALLY - FY 1971

GRADE	OFFICER DEATHS			AIRMAN GRADE	AIRMAN DEATHS		
	TOTAL	First Half FY 1971 (1 Jul 1970 Through 31 Dec 1970)	Last Half FY 1971 (1 Jan 1971 Through 30 Jun 1971)		TOTAL	First Half FY 1971 (1 Jul 1970 Through 31 Dec 1970)	Last Half FY 1971 (1 Jan 1971 Through 30 Jun 1971)
TOTAL	242	131	111	TOTAL	826	413	413
General	1	-	1	Chief Master Sergeant	17	12	5
Colonel	14	8	6	Senior Master Sergeant	22	15	7
Lieutenant Colonel	42	23	19	Master Sergeant	77	32	45
Major	65	34	31	Technical Sergeant	111	63	48
Captain	69	39	30	Staff Sergeant	196	93	103
First Lieutenant	33	16	17	Sergeant	205	105	100
Second Lieutenant	17	11	6	Airman First Class	139	67	72
Warrant Officer	1	-	1	Airman	48	23	25
				Airman Basic	11	3	8

Source: Operating Systems Division, Randolph Air Force Base, Texas.

UNCLASSIFIED

UNCLASSIFIED

TABLE 110 - NON-BATTLE DEATHS OF USAF OFFICERS BY AGE GROUP, BY GRADE IN WHICH SERVING AT TIME OF DEATH, WORLDWIDE, SEMIANNUALLY - FY 1971

GRADE	TOTAL	AGE GROUP							
		20 thru 24	25 thru 29	30 thru 34	35 thru 39	40 thru 44	45 thru 49	50 thru 54	55 and Older
TOTAL	242	68	50	36	43	14	27	4	-
First Half FY 1971 - Total	131	29	37	16	21	9	16	3	-
General	-	-	-	-	-	-	-	-	-
Colonel	8	-	-	-	-	1	7	-	-
Lieutenant Colonel	23	-	-	-	8	6	7	2	-
Major	34	-	3	14	12	2	2	1	-
Captain	39	6	31	2	-	-	-	-	-
First Lieutenant	16	13	3	-	-	-	-	-	-
Second Lieutenant	11	10	-	-	1	-	-	-	-
Warrant Officer	-	-	-	-	-	-	-	-	-
Last Half FY 1971 - Total	111	39	13	20	22	5	11	1	-
General	1	-	-	-	-	1	-	-	-
Colonel	6	-	-	-	-	-	6	-	-
Lieutenant Colonel	19	-	-	-	11	3	5	-	-
Major	31	1	3	17	9	1	-	-	-
Captain	30	17	10	2	1	-	-	-	-
First Lieutenant	17	16	-	1	-	-	-	-	-
Second Lieutenant	6	5	-	-	1	-	-	-	-
Warrant Officer	1	-	-	-	-	-	-	1	-

Source: Operating Systems Division, Randolph Air Force Base, Texas.

TABLE 111 - NON-BATTLE DEATHS OF AIRMEN BY AGE GROUP, BY GRADE IN WHICH SERVING AT TIME OF DEATH, WORLDWIDE, SEMIANNUALLY - FY 1971

GRADE	TOTAL	AGE GROUP								
		17 thru 19	20 thru 24	25 thru 29	30 thru 34	35 thru 39	40 thru 44	45 thru 49	50 thru 54	55 and Older
TOTAL	826	-	153	81	119	404	38	22	9	-
First Half FY 1971 - Total	413	-	85	41	65	175	24	17	6	-
Chief Master Sergeant	12	-	-	-	-	2	6	2	2	-
Senior Master Sergeant	15	-	-	-	-	6	1	6	2	-
Master Sergeant	32	-	-	-	7	14	6	4	1	-
Technical Sergeant	63	-	2	5	27	19	7	2	1	-
Staff Sergeant	93	-	19	28	27	13	3	3	-	-
Sergeant	105	-	50	7	4	43	1	-	-	-
Airman First Class	67	-	11	1	-	55	-	-	-	-
Airman	23	-	2	-	-	21	-	-	-	-
Airman Basic	3	-	1	-	-	2	-	-	-	-
Last Half FY 1971 - Total	413	-	68	40	54	229	14	5	3	-
Chief Master Sergeant	5	-	-	-	-	1	-	-	2	-
Senior Master Sergeant	7	-	-	-	1	4	2	-	-	-
Master Sergeant	45	-	-	1	11	21	8	3	1	-
Technical Sergeant	48	-	2	5	23	16	2	-	-	-
Staff Sergeant	103	-	29	32	16	23	1	2	-	-
Sergeant	100	-	29	1	2	68	-	-	-	-
Airman First Class	72	-	6	1	-	65	-	-	-	-
Airman	25	-	-	-	-	25	-	-	-	-
Airman Basic	8	-	2	-	1	5	-	-	-	-

Source: Operating Systems Division, Randolph Air Force Base, Texas.

UNCLASSIFIED

UNCLASSIFIED

TABLE 112 - NON-BATTLE DEATHS OF USAF OFFICERS BY AGE GROUP, BY CAUSATIVE AGENT, WORLDWIDE, SEMIANNUALLY - FY 1971

CAUSATIVE AGENT	TOTAL	AGE GROUP							
		20 thru 24	25 thru 29	30 thru 34	35 thru 39	40 thru 44	45 thru 49	50 thru 54	55 and Older
<u>FY 1971 - TOTAL</u>	<u>242</u>	<u>68</u>	<u>50</u>	<u>36</u>	<u>43</u>	<u>14</u>	<u>27</u>	<u>4</u>	-
<u>First Half FY 1971 - Total</u>	<u>131</u>	<u>29</u>	<u>37</u>	<u>16</u>	<u>21</u>	<u>9</u>	<u>16</u>	<u>3</u>	-
Aircraft Accident	73	19	27	11	10	4	2	-	-
Vehicle Accident.	21	7	5	3	4	2	-	-	-
Disease	30	2	2	2	7	2	13	2	-
Other	7	1	3	-	-	1	1	1	-
<u>Last Half FY 1971 - Total</u>	<u>111</u>	<u>39</u>	<u>13</u>	<u>20</u>	<u>22</u>	<u>5</u>	<u>11</u>	<u>1</u>	-
Aircraft Accident	65	26	10	13	14	1	1	-	-
Vehicle Accident.	15	7	2	2	2	2	-	-	-
Disease	23	1	1	3	6	2	9	1	-
Other	8	5	-	2	-	-	1	-	-

Source: Operating Systems Division, Randolph Air Force Base, Texas.

TABLE 113 - NON-BATTLE DEATHS OF AIRMEN BY AGE GROUP, BY CAUSATIVE AGENT, WORLDWIDE SEMIANNUALLY - FY 1971

CAUSATIVE AGENT	TOTAL	AGE GROUP							
		17 thru 19	20 thru 24	25 thru 29	30 thru 34	35 thru 39	40 thru 44	45 thru 49	50 and Older
<u>FY 1971 - TOTAL</u>	<u>826</u>	-	<u>153</u>	<u>81</u>	<u>119</u>	<u>404</u>	<u>38</u>	<u>22</u>	<u>9</u>
<u>First Half FY 1971 - Total</u>	<u>413</u>	-	<u>85</u>	<u>41</u>	<u>65</u>	<u>175</u>	<u>24</u>	<u>17</u>	<u>6</u>
Aircraft Accident	25	-	2	3	7	10	2	1	-
Vehicle Accident.	128	-	47	15	13	53	-	-	-
Disease	143	-	10	11	29	52	20	15	6
Other	117	-	26	12	16	60	2	1	-
<u>Last Half FY 1971 - Total</u>	<u>413</u>	-	<u>68</u>	<u>40</u>	<u>54</u>	<u>229</u>	<u>14</u>	<u>5</u>	<u>3</u>
Aircraft Accident	19	-	6	1	4	8	-	-	-
Vehicle Accident.	187	-	40	19	16	110	1	-	1
Disease	108	-	5	9	22	53	12	5	2
Other	99	-	17	11	12	58	1	-	-

Source: Operating Systems Division, Randolph Air Force Base, Texas.

UNCLASSIFIED

UNCLASSIFIED

TABLE 114 - AIR FORCE AID SOCIETY SUMMARIES FOR MILITARY UNITS, WORLD-WIDE - FY 1971

(The total amount of loans outstanding as of 30 June 1971 amounted to \$902,843 of which it is estimated that \$223,595 will not be collected for various reasons. Between 1 March 1946 and 30 June 1971, \$2,163,319 has been written off as uncollectible, due to death or subsequent financial difficulties of the borrowers. This results in total assistance to date of \$8,079,973 of which repayment cannot be expected.)

ACTIVITY	FISCAL YEAR 1971	1 MARCH 1946 THROUGH 30 JUNE 1971
<u>EXCESS RECEIPTS OVER DISBURSEMENTS - TOTAL</u>	\$ 59,400	\$ 7,933,802
<u>Receipts (Excluding Loan Repayment) - Total</u>	<u>518,854</u>	<u>17,160,583</u>
Memberships and Donations of All Kinds	<u>518,854</u>	<u>17,160,583</u> a/
<u>Disbursements (Net) - Total</u>	<u>459,454</u>	<u>9,226,781</u>
Operating Expenses (Forms, Bank Charges, etc)	12,136	243,960
Grants	295,265	5,916,660
Loans (Excess over Repayments)	152,053	3,066,161
<u>EXCESS LOANS OVER PAYMENTS - TOTAL</u>	<u>152,053</u>	<u>3,066,161</u>
Loans Made	1,229,569	37,976,675
Loans Repaid	1,077,516	34,910,514
<u>CASES ASSISTED - TOTAL</u>	<u>9,343</u>	<u>461,513</u>
Number of loans Made	7,932	420,562
Number of grants Made	1,411	40,951

a/ Includes donations and memorials to the General Henry H. Arnold Educational Fund of \$2,141,801.

Note: This summary does not take into consideration assistance from the General Henry H. Arnold Educational Fund which is administered by the National Headquarters. Total assistance to dependent children of Air Force personnel has amounted to \$3,803,000 in grants and \$7,427,000 in loans or a total of \$11,230,000. At 30 June 1971 loans outstanding from this fund amounted to \$4,691,000. Total assistance for general emergency relief and educational assistance has amounted to \$55,123,329.

Source: Air Force Aid Society, National Headquarters.

UNCLASSIFIED

TABLE 115 - SOUTHEAST ASIA BATTLE DEATHS OF USAF OFFICERS BY AERONAUTICAL RATING, BY GRADE IN WHICH SERVING AT TIME OF DEATH, SEMIANNUALLY - FY 1971

GRADE	TOTAL	PILOT DEATHS			NAVIGATORS/OBSERVER DEATHS		
		TOTAL	First Half FY 1971 (1 Jul 1970 Through 31 Dec 1970)	Last Half FY 1971 (1 Jan 1971 Through 30 Jun 1971)	TOTAL	First Half FY 1971 (1 Jul 1970 Through 31 Dec 1970)	Last Half FY 1971 (1 Jan 1971 Through 30 Jun 1971)
TOTAL	66	62	45	17	4	3	1
Gen	-	-	-	-	-	-	-
Col	-	-	-	-	-	-	-
Lt Col.	2	2	2	-	-	-	-
Maj	14	11	8	3	3	-	-
Capt.	29	29	22	7	-	-	-
1Lt	21	20	13	7	1	-	1
2Lt	-	-	-	-	-	-	-

Source: Operating Systems Division, Randolph Air Force Base, Texas.

TABLE 116 - SOUTHEAST ASIA BATTLE DEATHS OF USAF OFFICERS AND AIRMEN BY GRADE IN WHICH SERVING AT TIME OF DEATH, SEMIANNUALLY - FY 1971

GRADE	OFFICER DEATHS			AIRMAN GRADE	AIRMAN DEATHS		
	TOTAL	First Half FY 1971 (1 Jul 1970 Through 31 Dec 1970)	Last Half FY 1971 (1 Jan 1971 Through 30 Jun 1971)		TOTAL	First Half FY 1971 (1 Jul 1970 Through 31 Dec 1970)	Last Half FY 1971 (1 Jan 1971 Through 30 Jun 1971)
TOTAL	67	48	19	TOTAL	24	20	4
Gen	-	-	-	CMSgt	-	-	-
Col	-	-	-	SMSgt	-	-	-
Lt Col	2	2	-	MSgt	3	1	2
Maj	14	11	3	TSgt	6	6	2
Capt	29	22	7	SSgt	7	5	-
1Lt	22	13	9	Sgt	5	5	-
2Lt	-	-	-	Ann 1st Class	2	2	-
Warrant Officer	-	-	-	Ann	1	1	-
				Ann Basic	-	-	-

Source: Operating Systems Division, Randolph Air Force Base, Texas.

UNCLASSIFIED

UNCLASSIFIED
PERSONNEL (CONTINUED)

277

CIVILIAN PERSONNEL

DETAILED DATA PERTAINING TO CIVILIAN PERSONNEL
STRENGTH ARE NOT AVAILABLE.

UNCLASSIFIED

UNCLASSIFIED

TABLE 117—SUMMARY OF USAF CIVILIAN RETIREMENT FUND TRANSACTIONS FOR THE
CALENDAR YEAR ENDED—31 DECEMBER 1970

(Civilian Retirement Fund Transactions are reported only on a Calendar Year basis)

SUMMARY NOMENCLATURE	CALENDAR YEAR 1970
Current Year Total Payments to Retirement Fund	\$ <u>388,556,633.68</u>
Current Year Employee Deductions	194,278,335.54
Current Year Air Force Contribution	a/ 194,278,298.14
Cumulative Year-End Total Retirement Deductions	<u>1,165,903,479.43</u>
Year-End Total of Active Accounts (Number)	<u>271,478</u>

a/ Variance from employee deductions results from adjustment for current and prior year transactions.

Source: Assistant Comptroller of The Air Force for Accounting and Finance, (Air Force Accounting and Finance Center, Denver, Colorado)

UNCLASSIFIED



Medical

PART VIII

M E D I C A L

MEDICAL

DEFINITIONS

ADMISSION - When applied to: (1) Active duty military personnel, the term indicates that the individual has been placed under treatment as a quarters patient or as a hospital bed occupant on an excused-from-duty basis. (2) A civilian patient, the term indicates that a patient has entered a hospital as a bed occupant, for some form of treatment.

ADMISSION RATE - The admission rate is a measure which indicates the frequency with which military patients are excused from duty for medical reasons. Hence, the admission rate is based on admissions from duty. These are annual admission rates, which show the number of admissions that would occur during a 365-day year if admissions occurred throughout an entire year at the same frequency as in the period of observation. The annual admission rate per thousand average strength is computed as follows:

$$\frac{\text{Number of admissions during the period} \times \text{Number of such periods in a year} \times 1,000}{\text{Mean strength during the period}}$$

AIR FORCE PERSONNEL - Air Force military personnel on extended active duty, not including Air Force Academy cadets or personnel on active duty for training.

AVERAGE OCCUPIED BEDS - The average of the numbers of patients occupying beds in hospitals and Class "A" dispensaries as of midnight of each day in the period.

COMPLETE PHYSICAL EXAMINATIONS - Complete physical examinations include only those recorded on the Report of Medical Examination (Standard Form 88); physical inspections of food handlers or barbers are not included nor are examinations of personnel who are ill.

HOSPITALIZED RATIO - The hospitalized ratio is the weighted average of the proportions of strength in an inpatient status each day (of the period for which it is computed). It differs from the noneffective ratio in that it includes only bed occupancy days in hospital or Class "A" dispensary. The ratio is computed per 100 strength as follows:

$$\frac{\text{Number of bed occupancy days in the period} \times 100}{\text{Mean strength} \times \text{Number of calendar days in the period}}$$

INPATIENT ADMISSION - The enrollment of a patient for care on the wards of a hospital or Class "A" dispensary.

NONEFFECTIVE RATIO - The medical noneffective ratio is the weighted average of the proportions of strength not available for duty, for medical reasons, each day (of the period for which it is computed). Such persons may be for a specified period, per 100 strength as follows:

$$\frac{\text{Number of sick days in period} \times 100}{\text{Mean strength} \times \text{Number of calendar days in the period}}$$

OPERATING BEDS - This term applies to beds with staff and equipment ready for treatment of patients, whether in a hospital or a Class "A" dispensary.

OUTPATIENT VISITS - One visit is counted each time an outpatient or quarters patient received advice and/or treatment at an organized clinic or specialty service. More than one visit per patient may be counted on a given day.

PHYSIOLOGICAL TRAINING - Program of instruction to familiarize the flyer with the physiological and psychological stresses of modern military aviation and space flight, and to prepare him to meet these stresses successfully. Physiological training officers are also responsible for training air crew members in functions of personnel protective equipment which is used in flight, escape from aircraft, and survival.

UNCLASSIFIED

280

TABLE 118 - SELECTED DATA CONCERNING MEDICAL CARE PROVIDED AT FIXED AIR FORCE MEDICAL FACILITIES,
WORLD-WIDE, FY 1967 - FY 1971

INDEX	FISCAL YEAR				
	1967	1968	1969	1970	1971
Average number of operating beds	10,730	10,800	10,686	10,466	10,023
Average number of patients occupying beds (during the FY):					
Total	8,556	8,563	8,383	7,750	7,250
EAD US military personnel	4,484	4,469	4,375	3,845	3,472
Air Force personnel	4,016	3,862	3,738	3,336	3,057
Army personnel	264	308	386	369	311
Navy personnel	204	299	251	140	104
Other US active duty military personnel	29	34	34	20	22
Active duty personnel of US nonmilitary uniformed services.	7	7	9	9	7
Retired personnel of US uniformed services, total	554	588	605	618	689
Retired Air Force personnel	327	344	368	377	434
Retired Army personnel	141	148	140	144	153
Retired Navy personnel	79	91	90	91	96
Other retired personnel	7	5	7	6	6
Dependents of US uniformed services personnel, total	3,274	3,204	3,074	2,986	2,831
Dependents of US active duty military personnel	2,603	2,527	2,380	2,269	2,100
Dependents of Air Force	2,265	2,183	2,046	1,951	1,821
Dependents of Army	204	211	214	192	171
Dependents of Navy	134	133	120	126	108
Dependents of retired and deceased US military personnel..	653	662	680	702	719
Dependents of US nonmilitary uniformed services personnel	18	15	14	15	12
All other beneficiaries	208	261	286	272	229
Total number of inpatient admissions	378,194	^{1/} 379,574	369,031	350,948	341,551
Inpatient admissions of:					
EAD US military personnel	142,296	147,596	142,945	130,202	123,927
Other US active duty military personnel	1,187	1,315	1,347	898	1,032
Active duty US nonmilitary uniformed services personnel ..	264	276	312	327	327
Retired US military personnel	17,547	18,761	19,666	20,492	22,848
Retired US nonmilitary uniformed services personnel	214	177	235	197	194
Dependents of US uniformed services personnel, total	208,866	202,382	194,633	188,818	184,122
Dependents of:					
US active duty military personnel	178,736	172,071	163,430	156,424	148,819
Retired and deceased US military personnel	29,263	29,494	30,450	31,651	34,682
US nonmilitary uniformed services personnel	867	817	753	743	621
All other beneficiaries	7,820	9,067	9,893	10,014	9,101

UNCLASSIFIED

UNCLASSIFIED

**TABLE 118 - SELECTED DATA CONCERNING MEDICAL CARE PROVIDED AT FIXED AIR FORCE MEDICAL FACILITIES,
WORLD-WIDE, FY 1967 - FY 1971 (CONTINUED)**

INDEX	FISCAL YEAR				
	1967	1968	1969	1970	1971
Total number of outpatient visits	17,327,940	1/ 18,119,116	17,648,939	17,280,971	16,785,770
Outpatient visits of:					
EAD US military personnel	6,651,259	6,958,020	6,835,609	6,457,506	6,074,244
Other US active duty military personnel	51,839	53,491	59,326	62,676	65,163
Active duty personnel of US nonmilitary uniformed services	4,647	5,899	5,647	5,101	4,408
Retired US uniformed services personnel	464,962	548,300	576,514	631,030	721,098
Dependents of US active duty military personnel	8,591,348	8,840,365	8,479,524	8,342,484	7,998,452
Dependents of retired and deceased US uniformed services personnel	725,807	867,711	922,351	1,028,229	1,227,586
US civilian employees	646,142	601,771	567,511	542,115	490,937
All other beneficiaries	191,936	243,559	202,457	211,830	203,882
Total number of immunizations	9,875,287	1/ 9,531,292	8,701,109	7,392,724	71,115,169
Total number of flight physical examinations	200,242	1/ 214,530	211,547	206,440	199,397
Total number of other complete physical examinations	661,240	1/ 585,882	636,512	511,924	502,021

1/ Data adjusted to a 365 day period.

SOURCE: Biometrics Division, Office of the Surgeon General, USAF.

UNCLASSIFIED

UNCLASSIFIED

TABLE 119 - ADMISSION RATES FOR MAJOR ILLNESS GROUPS, BY MONTH AND GEOGRAPHIC AREA, AIR FORCE PERSONNEL - FY 1967-1971

(Admissions per year per 1,000 strength)

MAJOR ILLNESS GROUP AND FISCAL YEAR	AVERAGE FOR FISCAL YEAR	JUL	AUG	SEP	OCT	NOV	DEC	JAN	FEB	MAR	APR	MAY	JUN
WORLDWIDE													
ALL CAUSES - TOTAL ^{1/}													
FY 1967	176	159	171	170	175	172	154	200	191	190	182	188	164
FY 1968	179	167	170	172	183	172	149	231	196	185	187	168	156
FY 1969	187	167	167	184	179	173	229	236	193	191	190	172	161
FY 1970	170	154	151	170	181	161	157	195	198	185	175	154	161
FY 1971	185	161	165	178	184	182	155	191	197	221	210	194	191
DISEASE													
FY 1967	157	139	151	150	153	152	136	180	171	172	162	168	144
FY 1968	159	146	150	152	161	154	131	213	177	166	167	149	136
FY 1969	170	149	149	165	160	156	215	220	177	174	173	154	143
FY 1970	153	136	133	152	161	142	141	178	181	170	157	137	144
FY 1971	167	143	146	159	164	163	140	174	181	203	192	173	171
NON-BATTLE INJURY													
FY 1967	20	20	20	20	21	20	17	19	20	18	20	20	20
FY 1968	19	21	20	20	22	18	17	17	17	18	20	19	19
FY 1969	17	18	17	19	19	17	15	16	16	16	17	18	18
FY 1970	17	18	18	18	20	18	15	16	17	15	17	17	17
FY 1971	18	18	19	19	20	19	15	17	16	18	18	20	20
CONTINENTAL US (EXCLUDES ALASKA AND HAWAII)													
ALL CAUSES - TOTAL													
FY 1967	163	143	153	157	160	155	135	191	179	183	172	179	150
FY 1968	165	153	160	158	170	161	132	215	181	176	179	155	138
FY 1969	170	150	142	154	159	156	232	214	180	178	177	151	141
FY 1970	157	138	134	154	162	142	130	187	194	179	168	146	148
FY 1971	178	152	156	171	173	171	143	188	190	219	210	190	179
DISEASE													
FY 1967	145	125	136	139	141	138	119	173	160	166	152	160	131
FY 1968	147	133	140	139	150	144	117	198	165	159	160	137	120
FY 1969	154	133	126	136	141	141	219	200	166	163	161	135	125
FY 1970	141	122	117	137	144	126	116	171	178	165	151	130	131
FY 1971	161	135	139	153	155	154	128	172	175	202	192	170	160
NON-BATTLE INJURY													
FY 1967	18	19	17	18	19	17	15	17	19	17	19	19	19
FY 1968	18	20	19	19	20	17	16	17	16	17	19	18	18
FY 1969	16	17	16	18	18	15	13	14	14	15	16	16	16
FY 1970	16	16	17	16	18	16	13	16	17	14	17	16	17
FY 1971	17	17	17	18	18	17	15	16	15	17	18	20	19

UNCLASSIFIED

TABLE 119 - ADMISSION RATES FOR MAJOR ILLNESS GROUPS, BY MONTH AND GEOGRAPHIC AREA, AIR FORCE PERSONNEL - FY 1967-1971 (CONTINUED)

MAJOR ILLNESS GROUP AND FISCAL YEAR	AVERAGE FOR FISCAL YEAR	JUL	AUG	SEP	OCT	NOV	DEC	JAN	FEB	MAR	APR	MAY	JUN
OUTSIDE CONTINENTAL US (INCLUDES ALASKA AND HAWAII)													
ALL CAUSES - TOTAL ^{1/}													
FY 1967	208	199	216	203	211	211	197	220	219	204	203	209	194
FY 1968	207	199	195	202	209	197	183	266	228	202	203	195	195
FY 1969	222	203	219	248	223	208	224	280	219	216	216	212	199
FY 1970	197	185	184	201	217	198	211	210	206	197	189	170	188
FY 1971	201	181	183	193	206	204	181	199	212	224	212	202	219
DISEASE													
FY 1967	183	174	188	177	182	185	175	196	195	183	182	185	173
FY 1968	185	175	173	179	183	175	163	245	205	183	181	174	172
FY 1969	202	182	198	224	199	187	205	260	198	197	196	192	178
FY 1970	177	164	164	179	194	175	191	192	188	179	170	152	169
FY 1971	180	161	162	171	183	181	164	180	194	205	192	181	196
NON-BATTLE INJURY													
FY 1967	24	24	27	25	28	26	22	25	23	21	21	23	21
FY 1968	22	22	22	23	26	21	20	19	20	21	22	21	21
FY 1969	20	20	20	23	23	21	18	19	20	18	19	20	20
FY 1970	20	21	20	22	23	23	19	18	18	17	18	18	18
FY 1971	21	20	21	22	22	22	17	19	18	20	20	22	23
SOUTHEAST ASIA													
ALL CAUSES - TOTAL ^{1/}													
FY 1967	173	164	173	184	194	184	187	170	169	159	162	178	168
FY 1968	196	171	166	190	201	182	183	202	192	197	217	223	207
FY 1969	244	221	268	335	222	222	210	230	211	229	256	276	246
FY 1970	202	215	203	220	226	238	203	190	202	190	188	166	175
FY 1971	177	148	154	173	181	188	184	158	172	185	189	201	200
DISEASE													
FY 1967	150	144	151	161	168	160	164	146	144	137	144	149	146
FY 1968	171	145	147	169	175	161	160	175	160	171	190	200	183
FY 1969	224	202	250	316	199	203	193	207	188	209	234	256	226
FY 1970	182	193	182	197	206	211	184	172	183	171	164	148	162
FY 1971	158	132	135	154	163	170	165	140	154	162	169	181	179
NON-BATTLE INJURY													
FY 1967	22	18	22	22	24	23	21	23	21	21	17	25	21
FY 1968	21	20	17	19	25	19	22	21	20	24	25	20	21
FY 1969	18	18	15	18	22	18	16	20	20	18	21	19	18
FY 1970	19	21	19	22	19	26	18	18	18	18	20	17	13
FY 1971	19	16	18	19	17	16	19	18	17	23	20	20	21

^{1/} Includes admission rates for battle casualties. Averages for the fiscal year are as follows:

YEAR	WORLDWIDE	OUTSIDE CONUS	SEA
FY 67	0.1	0.5	1.6
FY 68	0.3	1.1	3.3
FY 69	0.2	0.5	1.6
FY 70	0.1	0.4	1.1
FY 71	0.1	0.2	0.5

NOTE: The average daily beds occupied in Air Force Facilities in Southeast Asia during FY 1971 was 368. This represents an 57 percent occupancy of the average (642) operating beds.

SOURCE: Biometrics Division, Office of the Surgeon General, USAF

UNCLASSIFIED

TABLE 120 - NONEFFECTIVE RATIOS FOR ALL CAUSES, BY MONTH, AIR FORCE PERSONNEL,
WORLD-WIDE, FY 1967 - 1971

(Personnel not available for duty because of medical reasons per 100 average strength)

FISCAL YEAR	AVERAGE FOR FISCAL YEAR	JUL	AUG	SEP	OCT	NOV	DEC	JAN	FEB	MAR	APR	MAY	JUN
FY 196772	.69	.70	.71	.71	.71	.65	.71	.76	.75	.75	.75	.70
FY 196870	.70	.72	.73	.75	.71	.66	.72	.72	.71	.69	.67	.64
FY 196969	.64	.66	.67	.68	.69	.70	.71	.71	.72	.70	.69	.66
FY 197067	.65	.66	.67	.68	.68	.63	.68	.73	.72	.68	.68	.64
FY 197168	.64	.67	.68	.68	.69	.63	.67	.70	.73	.71	.68	.65

SOURCE: Biometrics Division, Office of the Surgeon General, USAF.

TABLE 121 - HOSPITALIZED RATIOS FOR ALL CAUSES, BY MONTH, AIR FORCE PERSONNEL,
WORLD-WIDE - FY 1967 - 1971

(Personnel occupying hospital beds per 100 average strength)

FISCAL YEAR	AVERAGE FOR FISCAL YEAR	JUL	AUG	SEP	OCT	NOV	DEC	JAN	FEB	MAR	APR	MAY	JUN
FY 196754	.53	.53	.55	.55	.55	.45	.54	.58	.55	.55	.54	.50
FY 196851	.50	.51	.54	.55	.53	.44	.52	.53	.53	.51	.50	.48
FY 196950	.49	.49	.50	.51	.51	.43	.48	.52	.53	.51	.50	.48
FY 197048	.47	.48	.49	.49	.49	.40	.47	.51	.50	.49	.47	.45
FY 197148	.45	.47	.49	.49	.50	.40	.47	.50	.51	.50	.48	.45

SOURCE: Biometrics Division, Office of the Surgeon General, USAF.

UNCLASSIFIED

TABLE 122 - NUMBER OF INDIVIDUALS COMPLETING PHYSIOLOGICAL TRAINING
ACCORDING TO PHASE OF TRAINING - FY 1967 - 1971

FISCAL YEAR	ORIGINAL	REFRESHER	PASSENGER	PRESSURE SUIT	EJECTION SEAT
FY 1967	14,835	32,279	10,330	523	9,071
FY 1968	15,853	28,086	10,140	362	10,969
FY 1969	15,997	31,846	8,685	287	11,879
FY 1970	17,265	29,947	7,009	298	7,822
FY 1971	16,503	27,697	4,340	196	8,459
TOTALS	80,453	149,855	40,504	1,666	48,200

NOTE: Most of the trainees are Air Force extended active duty military personnel. Members of the other US Armed Forces, allied military personnel, and civilians are also included. (See AFR 50-27).

SOURCE: Aerospace Medicine Division, Office of the Surgeon General, USAF.

UNCLASSIFIED

UNCLASSIFIED



Security & Discipline

PART IX

UNCLASSIFIED

287

THE AIR FORCE CORRECTION PROGRAM
SECURITY POLICE

PART IX



INTRODUCTION

Information is collected semiannually for use in managing the Air Force Correction Program and is derived from reports required by AFR 125-17.

DEFINITIONS

DETENTION FACILITY - This facility services one base and consists of one or more cells, normally adjacent to the Security Police desk. Because of space and manpower limitations, other service casual prisoners are usually not accepted for confinement.

CONSOLIDATED DETENTION FACILITY - This facility services more than one base in a geographical area and may consist of a number of cells adjacent to the Security Police desk, or a separate facility. This facility is used to confine Air Force casual, pre-trial, adjudged, and sentenced prisoners who do not meet the criteria for transfer to the 3320th Retraining Group or the United States Disciplinary Barracks. Other service casual, pre-trial, adjudged, and sentenced prisoners may be confined, by appropriate written agreement, providing the other service assigns personnel commensurate with their average daily prisoner load.

CORRECTIONAL CUSTODY - The physical restraint of a person during duty or non duty hours, or both, imposed as a punishment under Article 15, UCMJ. (MCM, 1969)

CASUAL STATUS - A prisoner held at a Consolidated Detention or Detention facility awaiting disposition instructions or transfer arrangements.

UNCLASSIFIED

UNCLASSIFIED

TABLE 123 - CORRECTION FACILITIES OPERATED BY AIR FORCE INSTALLATIONS, SEMIANNUALLY - FY 1971

(Last Day of Reporting Period)

COMMAND	Consolidated Detention		Detention	
	As of 31 Dec 70	As of 30 Jun 71	As of 31 Dec 70	As of 30 Jun 71
<u>WORLD-WIDE - TOTAL</u>	<u>30</u>	<u>20</u>	<u>100</u>	<u>101</u>
Alaskan Air Command	-	-	1	1
Aerospace Defense Command	2	2	8	7
Air Force Communications Service	-	-	1	1
Air Force Logistics Command	1	-	3	4
Air Force Systems Command	1	2	5	3
Air Training Command	7	4	8	11
Air University	1	1	-	-
Headquarters Command, USAF	-	-	-	-
Military Airlift Command	1	1	7	7
Pacific Air Forces	1	1	20	11
Strategic Air Command	11	5	17	22
Tactical Air Command	3	2	13	15
United States Air Force Academy	-	-	1	1
US Air Forces in Europe	2	2	16	16
USAF Security Service	-	-	-	2
USAF Southern Command	-	-	-	-

Source: Resources Management Division, Directorate of Security Police, TIG, Headquarters, USAF

UNCLASSIFIED

TABLE 124 - AIR FORCE PRISONERS - TOTAL IN CONFINEMENT, SEMIANNUALLY - FY 1971

(Last Day of Reporting Period)

COMMAND	As of 31 Dec '70	As of 30 Jun 71
<u>WORLD-WIDE - TOTAL</u>	<u>455</u>	<u>505</u>
Alaskan Air Command	-	8
Aerospace Defense Command	8	5
Air Force Communications Service	-	-
Air Force Logistics Command	4	2
Air Force Systems Command	11	8
Air Training Command	34	45
Air University	1	-
Headquarters Command, USAF	5	-
Military Airlift Command	33	20
Pacific Air Forces	44	37
Strategic Air Command	42	37
Tactical Air Command	36	19
United States Air Force Academy	-	-
US Air Forces in Europe	17	20
USAF Security Service	-	-
USAF Southern Command	-	-
3320th Retraining Group	196	275
Federal Facilities	3	5
US Disciplinary Barracks	21	24

Source: Resources Management Division, Directorate of Security Police, TIG, Headquarters, USAF

UNCLASSIFIED

TABLE 125 - PERSONNEL IN CORRECTIONAL CUSTODY, SEMIANNUALLY - FY 1971

(Last Day of Reporting Period)

COMMAND	As of 31 Dec 70	As of 30 Jun 71
<u>WORLD-WIDE - TOTAL</u>	<u>226</u>	<u>186</u>
Alaskan Air Command	1	-
Aerospace Defense Command	1	1
Air Force Communications Service	-	1
Air Force Logistics Command	1	-
Air Force Systems Command	1	1
Air Training Command	44	34
Air University	-	-
Headquarters Command, USAF	-	-
Military Airlift Command	4	8
Pacific Air Forces	46	12
Strategic Air Command	36	75
Tactical Air Command	47	31
United States Air Force Academy	-	-
US Air Forces in Europe	40	22
USAF Security Service	1	1
USAF Southern Command	4	-

Source: Resources Management Division, Directorate of Security Police, TIG, Headquarters, USAF

UNCLASSIFIED

TABLE 126 - TOTAL RELEASES FROM CORRECTIONAL CUSTODY, SEMIANNUALLY - FY 1971

(During Reporting Period)

COMMAND	As of 31 Dec 70	As of 30 Jun 71
<u>WORLD-WIDE - TOTAL</u>	<u>1,480</u>	<u>1,247</u>
Alaskan Air Command	6	3
Aerospace Defense Command	45	39
Air Force Communications Service	1	-
Air Force Logistics Command	10	-
Air Force Systems Command	44	31
Air Training Command	290	311
Air University	4	-
Headquarters Command, USAF	-	-
Military Airlift Command	100	95
Pacific Air Forces	139	110
Strategic Air Command	446	369
Tactical Air Command	240	174
United States Air Force Academy	-	-
US Air Forces in Europe	141	109
USAF Security Service	10	6
USAF Southern Command	4	-

Source: Resources Management Division, Directorate of Security Police, TIG, Headquarters, USAF

UNCLASSIFIED

TABLE 127 - USAF MILITARY PERSONNEL ABSENT WITHOUT LEAVE (AWOL), SEMIANNUALLY, WORLD-WIDE - FY 1971

(This is a new table. Reflects only AWOL Personnel: AWOL Incidents portion of Table 123 published in the FY 1970 issue)

BY COMMAND	AWOL PERSONNEL: AWOL INCIDENTS		
	WORLD-WIDE	31 DECEMBER 1970	30 JUNE 1971
<u>FY 1971 - TOTAL</u>	<u>7,027</u>	<u>3,113</u>	<u>3,914</u>
<u>Continental</u>			
Aeronautical Chart and Information Center.	1	1	-
Aerospace Command.	230	114	116
Air Force Academy.	2	1	1
Air Force Communications Service	21	9	12
Air Force Logistics Command.	207	102	105
Air Force Reserves Center.	-	-	-
Air Force Systems Command.	256	123	133
Air Training Command	1,318	490	828
Air University	27	14	13
Headquarters Command, USAF	146	66	80
Military Airlift Command	679	322	357
Strategic Air Command.	1,527	711	816
Tactical Air Command	1,094	518	576
USAF Security Service.	30	14	16
<u>OVERSEAS *</u>			
Alaskan Air Command.	56	32	24
Pacific Air Forces	1,196	474	722
USAF Air Forces In Europe.	225	115	110
USAF Southern Command.	12	7	5

* These are the only overseas commands to identify AWOL personnel.

Source: Separations Division, Absentee and Deserter Section, Randolph AFB, Texas

TABLE 128 - PERCENTAGE OF USAF MILITARY PERSONNEL ABSENT WITHOUT LEAVE, SEMIANNUALLY, WORLD-WIDE - FY 1971

(Revised table. Replaces Table 125 published in the FY 1970 issue.)

FISCAL YEAR 1971	RATE PER 1,000		
	USAF WORLD-WIDE	UNITED STATES	OVERSEAS
<u>TOTAL</u>	<u>9.4</u>	<u>7.4</u>	<u>2.0</u>
31 December 1970	4.1	3.3	.8
30 June 1971	5.3	4.1	1.2

Source: Separations Division, Absentee and Deserter Section, Randolph AFB, Texas

UNCLASSIFIED

PART IX

OFFICE OF SPECIAL INVESTIGATIONS (OSI)



DEFINITIONS

CASE TYPE - The numerical designation and descriptive character assigned to each investigation which indicates the principal nature or the purpose of the investigation.

COUNTERINTELLIGENCE INVESTIGATIONS - Investigations conducted to determine facts related to security control measures designed to insure the safeguarding of information, personnel, equipment, and installations against the sabotage, espionage, or subversive activities of foreign powers and of disaffected or dissident groups or individuals which may constitute a threat to the internal security of the Air Force.

CRIMINAL INVESTIGATIONS - Investigations conducted to determine facts and circumstances pertaining to alleged major violations of the Articles of the Uniform Code of Military Justice, Federal Statutes, and/or other applicable directives, by USAF personnel, excluding incidents of a counterintelligence or procurement nature.

FRAUD INVESTIGATIONS - Investigations conducted to determine facts surrounding incidents of alleged breaches of the public trust and violations of law in connection with Air Force procurement, disposal, nonappropriated funds, and pay and allowance matters.

PERSONNEL SECURITY INVESTIGATIONS - Investigations conducted to determine facts upon which the requesting commander can decide whether to grant or to deny the subjects of the investigations access to restricted areas and/or classified defense information. The loyalty and security program within the executive departments established the requirement for such investigations, and they are governed by law, Department of Defense (DOD) directives, and Air Force policies.

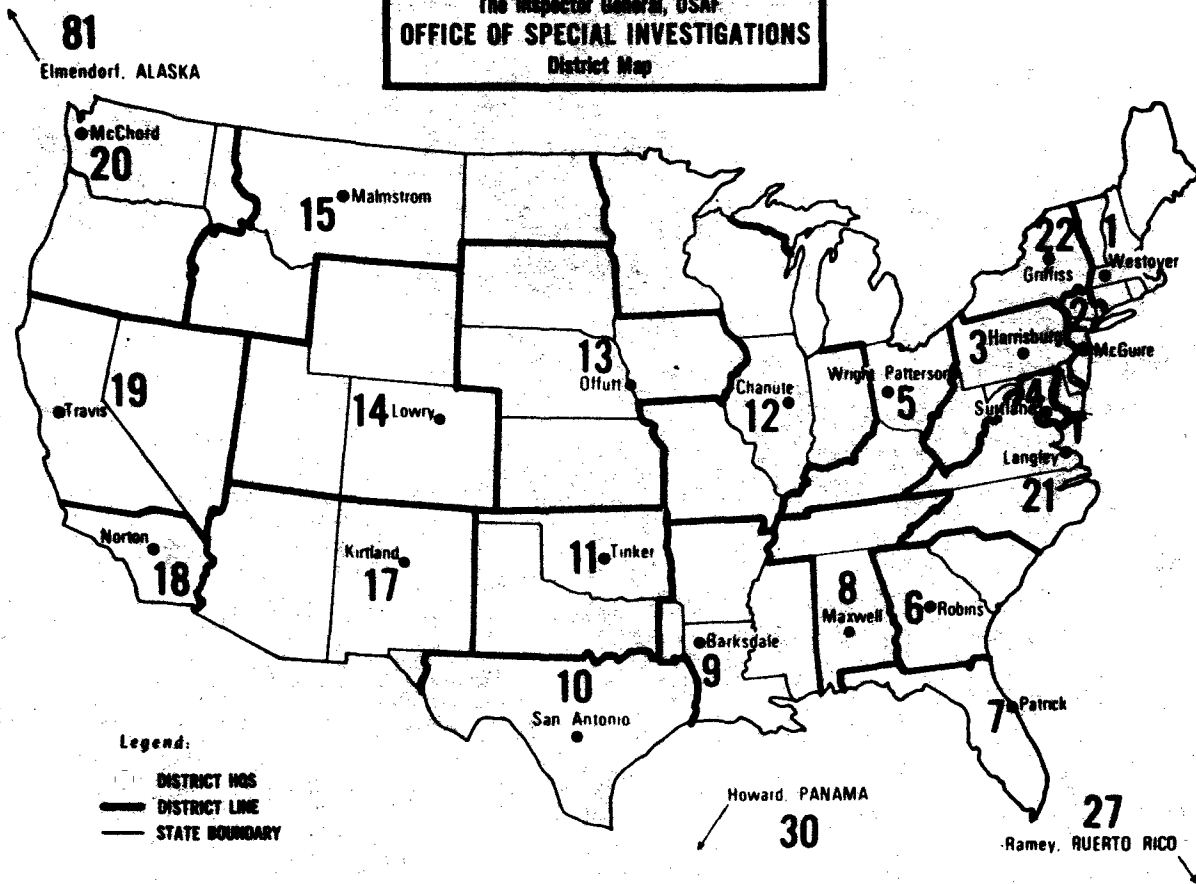
OFFICE OF ORIGIN INVESTIGATIONS - (Short terminology - "Origin") - Investigations of any nature conducted by the Directorate of Special Investigations or a District Office in which, in accordance with OSI policy, that office assumes the control of the entire investigation.

INVESTIGATIONS OPENED - Investigations initiated by offices of origin or auxiliary offices pursuant to requests from appropriate commanders for the Chief of Staff, USAF.

INVESTIGATIONS CLOSED - Investigations terminated by offices of origin and auxiliary offices after all relevant facts have been determined and impartially reported to the requesting commander through proper OSI channels.

UNCLASSIFIED SECURITY AND DISCIPLINE (CONTINUED)

The Inspector General, USAF
OFFICE OF SPECIAL INVESTIGATIONS
District Map



As of 30 June 71

UNCLASSIFIED

**TABLE 129 - SPECIAL INVESTIGATIONS CONDUCTED BY THE OFFICE OF SPECIAL INVESTIGATIONS OSI,
WORLD-WIDE - FY 1971**

CASE TYPE AND DESCRIPTION	ORIGIN							
	Opened				Closed			
	World-Wide	Conti- nental US	Pacific Air Forces	US Air Forces in Europe	World- Wide	Conti- nental US	Pacific Air Forces	US Air Forces in Europe
TOTAL	<u>120,852</u>	<u>85,828</u>	<u>20,381</u>	<u>14,643</u>	<u>117,288</u>	<u>83,545</u>	<u>20,549</u>	<u>13,194</u>
PERSONNEL SECURITY INVESTIGATIONS - TOTAL	<u>93,092</u>	<u>70,628</u>	<u>12,493</u>	<u>9,971</u>	<u>89,720</u>	<u>68,604</u>	<u>12,588</u>	<u>8,528</u>
PERSONNEL BACKGROUND INVESTIGATIONS - (PBI) - TOTAL	<u>73,741</u>	<u>66,080</u>	<u>4,259</u>	<u>3,402</u>	<u>72,230</u>	<u>64,352</u>	<u>4,366</u>	<u>3,512</u>
LOCAL AGENCY CHECKS - (LAC) - TOTAL	<u>19,351</u>	<u>4,548</u>	<u>8,234</u>	<u>6,569</u>	<u>17,490</u>	<u>4,252</u>	<u>8,222</u>	<u>5,016</u>
24 Special Inquiry	23	18	1	4	27	20	1	6
31 Disaffection	39	30	8	1	55	39	11	5
32 Subversive Activities	47	45	1	1	81	69	10	2
33 Communist Matters	73	52	8	13	131	81	14	36
40 USAF Civilian Employees	5	5	-	-	5	5	-	-
41 USAF Military Personnel	-	-	-	-	1	-	1	-
43 Contractor Employees	3	3	-	-	3	3	-	-
45 USAF Academy Cadets	1	1	-	-	1	1	-	-
46 OSI Personnel	13	4	9	-	13	2	11	-
53 Reciprocal Investigations	2,697	223	817	1,657	2,682	248	811	1,623
70 Aliens - Military	21	20	1	-	28	26	2	-
71 USAF Military Personnel - Special Category	38	34	3	1	52	48	3	1
74 DOD Investigations, General	249	228	1	20	284	260	1	23
75 DOD Investigations, USAF Military	1	-	-	1	3	-	-	3
77 Ultra-Sensitive Positions	1	1	-	-	1	1	-	-
79 Suitability Military	13	6	7	-	24	12	10	2
80 Suitability Civilian	25	25	-	-	32	32	-	-
81 Expanded National Agency Check	10,350	10,346	3	1	10,307	10,301	5	1
82 Background Investigations	23,889	23,699	125	65	24,394	23,844	325	225
83 Expanded Background	30,353	30,230	100	23	28,974	28,651	267	56
84 Security Investigations	425	400	6	19	298	274	6	18
85 Suitability Investigations	466	465	-	1	269	268	-	1
86 Foreign Investigations	216	213	-	3	138	137	-	1
144 Premarital Investigations	4,793	32	3,169	1,592	4,427	30	2,888	1,509
CRIMINAL INVESTIGATIONS - TOTAL	<u>14,992</u>	<u>9,081</u>	<u>4,280</u>	<u>1,631</u>	<u>14,996</u>	<u>8,942</u>	<u>4,355</u>	<u>1,699</u>
6 Homicide	274	187	67	20	275	179	72	24
7 Sex Offenses	1,358	1,015	188	155	1,394	1,044	193	157
8 Assault	764	519	182	63	729	487	179	63
12 Forgery	461	285	130	46	468	276	145	47
13 Larceny	1,008	729	199	80	968	707	179	82
14 Theft of Government Property	1,514	908	535	71	1,464	870	525	69
15 Robbery	154	112	27	15	141	102	26	13
16 Housebreaking	1,183	642	464	77	1,184	633	474	77
17 Narcotics Violations	5,295	3,185	1,428	682	5,413	3,207	1,453	753
18 Customs Violations	104	46	46	12	121	45	62	14
19 Blackmarket Activities	398	38	298	62	428	29	336	63
20 Property Destruction	315	225	61	29	290	199	62	29
21 Civil Rights Violations	3	1	2	-	3	1	2	-
22 Intimidation	85	56	25	4	78	51	23	4
24 Special Inquiry	176	108	41	27	174	104	41	29
26 Misconduct	792	625	115	52	796	630	111	55
46 OSI Personnel	3	1	2	-	4	1	3	-
47 Postal Violations	513	268	177	68	482	248	179	55
50 Counterfeiting	206	18	141	47	207	18	142	47
53 Reciprocal Investigations	245	94	86	65	247	92	87	68
72 Lie Detector Examinations	103	19	65	19	98	19	60	19
74 DOD Investigations, General	38	-	1	37	32	-	1	31

UNCLASSIFIED

TABLE 129 - SPECIAL INVESTIGATIONS CONDUCTED BY THE OFFICE OF SPECIAL INVESTIGATIONS OSI,
WORLD-WIDE - FY 1971 (CONTINUED)

CASE TYPE AND DESCRIPTION	ORIGIN							
	Opened				Closed			
	World- Wide	Conti- nental US	Pacific Air Forces	US Air Forces in Europe	World- Wide	Conti- nental US	Pacific Air Forces	US Air Forces in Europe
COUNTERINTELLIGENCE INVESTIGATIONS - TOTAL	10,165	4,260	3,070	2,835	10,030	4,211	3,047	2,772
24 Special Inquiry	318	230	28	60	327	237	33	57
27 Espionage	144	65	13	66	142	75	14	53
28 Sabotage	16	10	6	-	21	14	7	-
34 Security Violations Investigations	65	39	13	13	69	40	15	14
49 Positive Intelligence	42	3	32	7	41	3	31	7
53 Reciprocal Investigations	72	10	21	41	75	12	19	44
56 CI Collections Matters	6,179	1,986	2,037	2,156	6,166	1,987	2,038	2,141
66 CI Publications	6	6	-	-	6	6	-	-
73 OSI/Contact Pre - recruitment Investigations	2,573	1,752	548	273	2,440	1,681	514	245
78 Distinguished Visitor Protection	138	103	18	17	125	96	15	14
127 Counterespionage	49	23	16	10	57	24	20	13
146 Associated Personnel	-	-	-	-	3	1	2	-
149 Name Traces	475	5	315	155	459	5	305	149
227 Special Operations	88	28	23	37	99	30	34	35
FRAUD INVESTIGATIONS - TOTAL	2,603	1,859	538	206	2,542	1,788	552	195
5 Bribery	28	16	12	-	29	15	13	1
9 Impersonation	79	55	19	5	68	45	20	3
10 Fraudulent Enlistment	62	59	2	1	64	60	3	1
23 Perjury	38	23	5	10	29	19	4	6
24 Special Inquiry	58	52	4	2	60	53	4	3
25 Improper Use or Diversion of Government Property or Employees	86	62	13	11	93	67	14	12
53 Reciprocal Investigations	23	9	8	6	21	8	7	6
58 Procurement Matters	218	171	34	13	231	177	44	10
59 Disposal Matters	26	12	8	6	27	12	9	6
60 Nonappropriated Funds and Commissary Matters	642	366	162	114	624	348	164	112
61 Pay and Allowance Matters	1,212	938	246	28	1,166	888	254	24
62 Bad Checks	129	96	25	8	128	96	23	9
74 DOD Investigations, General	2	-	-	2	2	-	-	2

Source: Directorate of Special Investigations, The Inspector General, Headquarters, USAF

UNCLASSIFIED

SECURITY AND DISCIPLINE (CONTINUED)

THE JUDGE ADVOCATE GENERAL



INTRODUCTION

The Office of The Judge Advocate General provides statistical data reflecting trial of offenders against military law. The statistics are derived from AF Form 214 "Court-Martial and Article 15 Activities Report", AFR 111-3, submitted quarterly by each major command exercising general court-martial jurisdiction.

Table 130 reflects the number of military persons, subject to court-martial jurisdiction pursuant to Uniform Code of Military Justice, Article 2, who were tried by each type of court-martial; and the number of military persons receiving non-judicial punishment, for minor offenses, under Article 15.

Table 131 provides the over-all rates, per 1000 average assigned and attached military strength, for all persons tried in all types of courts-martial, and the rates, on the same basis, for those persons receiving non-judicial punishment.

DEFINITIONS

General Court-Martial - A general court-martial may adjudge a dishonorable or bad conduct discharge as part of the sentence.

Special (BCD) Court-Martial - A special court-martial which adjudges a bad conduct discharge as part of the sentence.

Special (Non-BCD) Court-Martial - A special court-martial which does not adjudge a discharge as part of the sentence, but may adjudge as much as six months confinement.

Summary Court-Martial - A summary court-martial may not adjudge a discharge or confinement for more than one month.

Non-Judicial Punishment - Punishment imposed for minor offenses, by the commanding officer, without the intervention of a court-martial, which does not become a permanent part of the offender's military record.

UNCLASSIFIED

TABLE 130--USAF PERSONNEL TRIED BY COURTS-MARTIAL AND NON-JUDICIAL

PERSONS TRIED BY COURTS-MARTIAL AND ARTICLE 15 ACTIONS	WORLD- WIDE TOTAL	CONTINENTAL								
		ZI TOTAL	ADC	AFIC	AFSC	ATC	AU	FLD CMD (DASA)	HQ CMD	MAC
<u>PERSONS TRIED - TOTAL</u>	<u>2,432</u>	<u>1,614</u>	<u>70</u>	<u>54</u>	<u>85</u>	<u>295</u>	<u>5</u>	-	<u>26</u>	<u>281</u>
<u>General Court-Martial - Total</u>	<u>199</u>	<u>118</u>	<u>2</u>	<u>2</u>	<u>3</u>	<u>22</u>	-	-	<u>1</u>	<u>20</u>
First Quarter	54	31	-	2	1	6	-	-	-	1
Second Quarter	49	30	2	-	1	4	-	-	-	5
Third Quarter	45	28	-	-	-	7	-	-	1	6
Fourth Quarter	51	29	-	-	1	5	-	-	-	8
<u>Special(BCD) Court-Martial - Total</u>	<u>167</u>	<u>132</u>	<u>6</u>	-	<u>3</u>	<u>58</u>	-	-	<u>7</u>	<u>8</u>
First Quarter	33	27	1	-	-	10	-	-	-	2
Second Quarter	41	33	2	-	-	15	-	-	4	2
Third Quarter	44	34	2	-	-	16	-	-	3	4
Fourth Quarter	49	38	1	-	3	17	-	-	-	-
<u>Special(Non-BCD) Court-Martial - Total</u>	<u>1,753</u>	<u>1,204</u>	<u>55</u>	<u>47</u>	<u>73</u>	<u>192</u>	<u>4</u>	-	<u>13</u>	<u>217</u>
First Quarter	427	287	12	10	21	33	-	-	2	57
Second Quarter	459	311	17	12	25	42	2	-	3	49
Third Quarter	374	256	8	11	14	34	-	-	3	49
Fourth Quarter	493	350	18	14	13	83	2	-	5	62
<u>Summary Court-Martial - Total</u>	<u>313</u>	<u>160</u>	<u>7</u>	<u>5</u>	<u>6</u>	<u>23</u>	<u>1</u>	-	<u>5</u>	<u>36</u>
First Quarter	100	47	-	2	4	4	-	-	4	8
Second Quarter	74	41	4	2	1	5	-	-	-	10
Third Quarter	73	38	1	-	-	8	1	-	1	9
Fourth Quarter	66	34	2	1	1	6	-	-	-	9
<u>Article 15 Actions - Total</u>	<u>25,971</u>	<u>16,356</u>	<u>900</u>	<u>720</u>	<u>597</u>	<u>3,893</u>	<u>90</u>	<u>16</u>	<u>260</u>	<u>1,786</u>
First Quarter	6,653	4,019	214	200	172	933	21	5	59	435
Second Quarter	6,224	3,863	198	154	174	882	28	3	84	408
Third Quarter	6,532	3,963	216	180	133	913	17	5	70	511
Fourth Quarter	6,562	4,511	272	186	118	1,165	24	3	47	432

a/ Includes AFAPC and AFCS.

b/ Includes cadets.

Source: Executive Office - Judge Advocate General, USAF

UNCLASSIFIED

UNCLASSIFIED

PUNISHMENT UNDER ARTICLE 15, BY COMMAND, WORLD-WIDE BY QUARTER - FY 1971

US					OVERSEAS					PERSONS TRIED BY COURTS-MARTIAL AND ARTICLE 15 ACTIONS
MISC a/	SAC	TAC	USAFA b/	USAFSS	OS TOTAL	AAC	PACAF	USAFE	USAFSO	
<u>2</u>	<u>384</u>	<u>407</u>	-	<u>5</u>	<u>818</u>	<u>36</u>	<u>620</u>	<u>159</u>	<u>3</u>	<u>PERSONS TRIED - TOTAL</u>
-	<u>40</u>	<u>28</u>	-	-	<u>81</u>	<u>4</u>	<u>53</u>	<u>24</u>	-	<u>General Court-Martial - Total</u>
-	11	10	-	-	23	-	17	6	-	First Quarter
-	12	6	-	-	19	1	13	5	-	Second Quarter
-	8	6	-	-	17	-	11	6	-	Third Quarter
-	9	6	-	-	22	3	12	7	-	Fourth Quarter
-	<u>13</u>	<u>37</u>	-	-	<u>35</u>	<u>2</u>	<u>21</u>	<u>12</u>	-	<u>Special(BCD)Court-Martial-Total</u>
-	2	12	-	-	6	-	5	1	-	First Quarter
-	3	7	-	-	8	-	5	3	-	Second Quarter
-	3	6	-	-	10	1	7	2	-	Third Quarter
-	5	12	-	-	11	1	4	6	-	Fourth Quarter
<u>2</u>	<u>280</u>	<u>318</u>	-	<u>3</u>	<u>549</u>	<u>26</u>	<u>424</u>	<u>96</u>	<u>3</u>	<u>Special(Non-BCD)Court-Martial - Total</u>
-	71	81	-	-	140	2	113	24	1	First Quarter
-	75	84	-	2	148	7	112	27	2	Second Quarter
2	61	74	-	-	118	9	88	21	-	Third Quarter
-	73	79	-	1	143	8	111	24	-	Fourth Quarter
-	<u>51</u>	<u>24</u>	-	<u>2</u>	<u>153</u>	<u>4</u>	<u>122</u>	<u>27</u>	-	<u>Summary Court-Martial - Total</u>
-	17	8	-	-	53	3	44	6	-	First Quarter
-	9	10	-	-	33	-	28	5	-	Second Quarter
-	15	3	-	-	35	1	25	9	-	Third Quarter
-	10	3	-	2	32	-	25	7	-	Fourth Quarter
<u>52</u>	<u>4,339</u>	<u>3,363</u>	<u>16</u>	<u>324</u>	<u>9,615</u>	<u>389</u>	<u>6,616</u>	<u>2,561</u>	<u>49</u>	<u>Article 15 Actions - Total</u>
13	1,062	803	5	97	2,634	97	1,867	655	15	First Quarter
16	1,014	811	5	86	2,361	97	1,644	608	12	Second Quarter
8	1,067	761	1	81	2,569	113	1,731	714	11	Third Quarter
15	1,196	988	5	60	2,051	82	1,374	584	11	Fourth Quarter

UNCLASSIFIED

UNCLASSIFIED**TABLE 131 - RATES FOR USAF PERSONNEL TRIED BY COURTS-MARTIAL AND FOR NON-JUDICIAL PUNISHMENT UNDER ARTICLE 15, WORLD-WIDE, BY QUARTER - FY 1971**

DATE	COURT-MARTIAL RATES FOR PERSONS TRIED - ALL COURTS			ARTICLE 15 RATES FOR PERSONS RECEIVING ARTICLE 15		
	WORLD-WIDE	CONTINENTAL US	OVERSEAS	WORLD-WIDE	CONTINENTAL US	OVERSEAS
<u>TOTAL</u>	<u>3.1</u>	<u>2.9</u>	<u>3.6</u>	<u>33.0</u>	<u>29.2</u>	<u>42.3</u>
First Quarter (1 Jul 1970 Through 30 Sep 1970)	0.8	0.7	0.9	8.2	7.1	10.9
Second Quarter (1 Oct 1970 Through 31 Dec 1970)	0.8	0.7	0.9	7.9	6.9	10.2
Third Quarter (1 Jan 1971 Through 31 Mar 1971)	0.7	0.6	0.8	8.4	7.1	11.6
Fourth Quarter (1 Apr 1971 Through 30 Jun 1971)	0.9	0.8	1.0	8.5	8.1	9.6

Source: Executive Office - Judge Advocate General, USAF

UNCLASSIFIED



*Components - Reserve Forces
and ROTC*

PART X



UNCLASSIFIED

AIR FORCE RESERVE



PART X

INTRODUCTION

The Air Force Reserve personnel statistical data contained in this section pertains to those reservists not on extended active duty (EAD). These statistical tables are designed to show the composition and characteristics of Air Force Reserve personnel and reflect the strengths, grades, and gains and losses at specific intervals throughout the fiscal year.

In general, the definitions contained herein have been taken from, or are in conformity to, the definitions included in the Air Force Regulations 45 series and Air Force Manual 35-3.

DEFINITIONS

ACTIVE DUTY FOR TRAINING - A tour of active duty (AD) reserve training under orders which provides for automatic reversion to the Air Force Reserve not on AD when the specified period of AD is completed.

ACTIVE DUTY FOR PAY ONLY - Reservists assigned to Reserve Sections in which they are paid only for their active duty for training tour. They may participate in inactive duty drill training for points only.

DRILL PAY STATUS RESERVISTS - Reservists assigned to Reserve Sections in which they are authorized to receive pay for inactive and active duty for training performed.

INACTIVE DUTY TRAINING - That training performed by a member of the Air Force Reserve while not on active duty for which point credit is authorized.

MOBILIZATION AUGMENTEE - A participating member needed to augment major command strength; to replace active force rated withdrawals; to replace active force personnel withdrawn for higher priorities (JCS, NATO, etc), to meet active forces shortages during early phase of war or general mobilization.

MILITARY SERVICE OBLIGATION (MSO) - The period that an individual must serve as a member of a Regular and/or Reserve component of the Armed Services required by law.

NONOBLIGOR - A member of the Air Force Reserve who does not have an MSO.

NONPRIOR SERVICE PERSONNEL -

a. For Purpose of Enlistment or Reenlistment - One who is subject to the initial active duty training tour for a minimum of four months.

b. For All Other Purposes - A member of the Air Force Reserve who attained draft-deferred status by enlisting in a Reserve component.

OBLIGATED RESERVE SECTION - The ORS is an active status section of the Ready Reserve. A Ready Reserve member with an MSO or a direct appointee in the AFRes whose appointment is contingent on his serving an EAD tour (with or without an MSO) who is not voluntarily or mandatorily assigned to a Ready Reserve unit or mobilization augmentation position will be assigned to the ORS.

OELIGOR - A member of the Air Force Reserve who has an MSO.

PAID RESERVE STATUS - Reservists assigned to Drill Pay Status or Active Duty Pay Only status.

READY RESERVE - Consists of units and members of the Reserve components liable for AD in time of war, in time of national emergency declared by the Congress or the President, or when otherwise authorized by law. Reserve members not assigned to the Standby or Retired Reserve are placed in the Ready Reserve.

UNCLASSIFIED

UNCLASSIFIED
COMPONENTS - RESERVE FORCES AND ROTC, CONT'D

AIR FORCE RESERVE, CONT'D

REINFORCEMENT DESIGNEE - A member who is training to meet replacement and attritional requirements needed during a limited or general war or upon mobilization, is required to meet anticipated attritional replacements and selected active force skill shortages which cannot be precisely established by grades and AFSC's.

RESERVE OFFICER REPRESENTATION ON AIR FORCE STAFFS - The statutory authority for these personnel is contained in Sections 265, 672(d), 8019, and 8033(e), Title 10, USC.

RESERVE SECTIONS - Classification of Reservists by type, amount of training and pay authorized, and/or type of unit or categories of assignment.

RETIRED STATUS - The status of a member of the Air Force Reserve who, on the basis of law, has been determined eligible for retirement with or without pay and who is assigned upon his request or by law to the Retired Reserve.

STANDBY RESERVE - Consists of units or members of the Reserve components liable for AD only in time of war or National emergency declared by Congress or when otherwise authorized by law. Reserve members not assigned to the Ready or Retired Reserve are placed in the Standby Reserve.

UNCLASSIFIED

UNCLASSIFIED

TABLE 132 - AIR FORCE RESERVE PERSONNEL BY RESERVE SECTION, FY 1971 BY QUARTER

RESERVE SECTION	OFFICERS				AIRMEN			
	30 Sep 70	31 Dec 70	31 Mar 71	30 Jun 71	30 Sep 70	31 Dec 70	31 Mar 71	30 Jun 71
	AIR FORCE RESERVE - TOTAL	169,607	168,281	167,915	169,558	369,615	369,596	373,607
READY - TOTAL	34,564	32,876	33,237	34,364	238,334	247,622	248,933	211,017
PAID - TOTAL	13,105	13,101	13,020	12,823	40,061	40,541	40,783	39,529
DRILL PAY STATUS - TOTAL	10,836	10,895	10,858	10,760	39,888	40,379	40,620	39,420
48 ANNUAL DRILLS - TOTAL	8,399	8,484	8,419	8,255	35,538	37,016	37,585	36,922
Tactical Airlift Units (C-119)	402	145	-	-	2,030	698	-	-
Military Airlift Units (C-124)	2,651	2,642	2,588	2,072	12,356	12,588	12,588	10,171
Military Airlift Units - Associate (C-141)	740	767	783	811	3,119	3,697	3,958	4,117
Tactical Airlift Units (C-130)	692	945	1,050	1,416	3,565	5,115	5,790	7,818
Aerospace Rescue & Recovery Squadrons	193	191	189	178	816	884	897	858
Tactical Airlift Training Sq.-TATS (C-130)	26	23	25	25	178	187	186	182
Aeromedical Airlift - Associate (C-9A)	89	88	87	94	396	393	382	382
Tactical Air Support Gps (U-3/O-2)	359	367	286	116	1,978	2,045	1,684	726
Special Operations Gp (AC-119/A-37)	402	410	496	583	1,976	2,088	2,552	2,997
Aerial Port Squadrons	57	59	55	54	1,097	1,091	1,121	1,144
Censorship Squadrons	208	213	212	209	28	29	30	29
Maintenance & Supply Squadrons (Mobile)	36	35	33	33	907	921	954	956
Military Airlift Support Squadrons (Mobile Enroute)	75	76	77	79	1,191	1,246	1,275	1,278
Regions	237	284	281	291	89	150	176	217
Air Postal and Courier Groups & Flights	33	33	34	35	151	169	182	194
Aeromedical Evacuation Squadrons & Flights	466	465	467	482	1,112	1,146	1,144	1,117
Medical Service Squadrons & Flights	1,183	1,216	1,233	1,269	4,543	4,563	4,660	4,730
Office Civil Defense/AF Reserve Sqs. - Liaison	132	137	140	143	-	-	-	-
Mobilization Augmentee - Flying	159	133	134	122	6	6	6	6
Mobilization Augmentee - Selective Service Squadron	259	255	249	243	-	-	-	-
24 ANNUAL DRILLS - TOTAL Mob. Aug. - Non-Flying	2,437	2,411	2,439	2,505	1,362	1,311	1,322	1,335
NON-PRIOR SERVICE ON ACTIVE DUTY FOR TRAINING	-	-	-	-	2,988	2,052	1,713	1,163
ACTIVE DUTY PAY ONLY - TOTAL	2,269	2,206	2,162	2,063	173	162	163	159
Mobilization Augmentee - 15 Days AD Training	1,627	1,574	1,560	1,523	141	130	132	130
Mobilization Augmentee - O/S Positions - 15 Days AD Trng	130	122	114	111	15	17	16	15
Mobilization Augmentee - AFRes Trng Sqs - 15 Days AD Trng	512	510	488	429	17	15	15	14
NON-PAID READY - TOTAL	21,459	19,775	20,217	21,541	198,273	207,081	208,150	171,438
Non-Prior Service in Delay Status	-	-	-	-	586	404	369	331
Reinforcement Designee - Air Reserve Squadron Trainee	4,152	3,964	3,725	3,401	592	560	537	519
Reinforcement Designee - Ready Reinforcement Section	1,339	1,328	1,350	1,374	53	53	50	51
Reinforcement Designee - Air Reserve Squadron	2,362	2,300	2,241	2,187	77	78	75	76
AF Academy Preparatory School Selectees	-	-	-	-	10	2	-	-
Obligated Reserve Section - 24 mos or more on EAD	5,720	4,884	5,418	6,316	191,273	200,106	201,746	165,076
Obligated Reserve Section - Less than 24 mos on EAD	215	248	243	261	5,682	5,878	5,373	5,385
Obligated Reserve Section - EAD Commitment	7,671	7,051	7,240	8,002	-	-	-	-
STANDBY - NON-PAID - TOTAL	51,173	50,253	47,955	47,181	36,936	26,114	25,786	60,259
Non Affiliated Reserve Section - Non-Obligors	9,019	8,219	7,389	7,049	1,684	1,517	1,261	1,136
Non Affiliated Reserve Section - Obligors	500	418	463	439	11,856	2,659	3,156	38,919
Inactive Status List Reserve Section	41,654	41,616	40,103	39,693	23,396	21,938	21,369	20,204
RESERVE RETIRED SECTION - TOTAL	83,870	85,152	86,723	88,013	94,345	95,860	98,888	101,826

Source: Personnel Division, Office of Air Force Reserve.

UNCLASSIFIED

UNCLASSIFIED

TABLE 133 - AIR FORCE RESERVE OFFICERS BY RESERVE SECTION, BY GRADE - 30 JUNE 1971

RESERVE SECTION	TOTAL	GENERAL	COLONEL	LIEUTENANT COLONEL	MAJOR	CAPTAIN	FIRST LIEUTENANT	SECOND LIEUTENANT
AIR FORCE RESERVE - TOTAL	169,558	199	6,972	40,362	41,096	54,827	18,818	7,284
READY - TOTAL	34,364	48	1,180	4,735	7,965	8,814	7,407	4,613
PAID - TOTAL	12,823	48	739	2,191	4,913	3,665	905	362
DRILL PAY STATUS - TOTAL	10,760	48	503	1,584	4,036	3,351	878	360
48 ANNUAL DRILLS - TOTAL	8,255	10	277	1,087	2,986	2,749	792	354
Military Airlift Units (C-124)	2,072	1	30	292	848	702	134	65
Military Airlift Units - Associate (C-141)	811	1	15	61	247	420	42	25
Tactical Airlift Units (C-130)	1,416	2	32	187	567	464	94	70
Aerospace Rescue & Recovery Squadrons	178	-	-	34	88	49	6	1
Tactical Airlift Training Sq.-TATS (C-130)	25	-	1	1	17	5	1	-
Aeromedical Airlift-Associate (C-9A)	94	-	1	9	20	35	16	13
Tactical Air Support Groups (U-3/0-2)	116	-	1	10	39	46	12	8
Special Operations Group (AC-119/A-37)	583	1	9	82	224	203	27	37
Aerial Port Squadrons	54	-	-	1	24	14	13	2
Censorship Squadrons	209	-	13	37	78	68	13	-
Maintenance & Supply Squadrons (Mobile)	33	-	-	6	10	14	3	-
Military Airlift Support Sqs (Mobile Enroute)	79	-	-	3	30	33	10	3
Regions	291	3	37	55	126	53	10	7
Air Postal & Courier Groups & Flights	35	-	2	6	10	13	2	2
Aeromedical Evacuation Squadrons & Flights	482	-	-	4	66	232	134	46
Medical Service Squadrons & Flights	1,269	-	32	126	396	366	274	75
Office Civil Defense/Air Force Reserve Sqs Liaison	143	-	36	57	47	2	1	-
Mobilization Augmentee - Flying	122	2	15	26	59	20	-	-
Mobilization Augmentee - Selective Service Sq	243	-	53	90	90	10	-	-
24 ANNUAL DRILLS - TOTAL Mob. Aug. - Non-Flying	2,505	38	226	497	1,050	602	86	6
NON-PRIOR SERVICE ON A/D FOR TRAINING	-	-	-	-	-	-	-	-
ACTIVE DUTY PAY ONLY - TOTAL	2,063	-	236	607	877	314	27	2
Mobilization Augmentee-15 Days A/D Training	1,523	-	187	399	647	267	21	2
Mobilization Augmentee-O/S Positions-15 Days AD Trng	111	-	6	17	59	23	6	-
Mobilization Augmentee-AFRes Trng Sqs-15 Da AD Trng	429	-	43	191	171	24	-	-
NON-PAID READY - TOTAL	21,541	-	441	2,544	3,052	4,749	6,502	4,253
Non-Prior Service in Delay Status	-	-	-	-	-	-	-	-
Reinforcement Designee-Air Reserve Trainee	3,401	-	146	1,600	1,480	163	11	1
Reinforcement Designee-Air Reserve Squadron	2,187	-	207	723	896	338	22	1
Reinforcement Designee-Ready Reinforcement Section	1,374	-	88	220	673	320	28	45
AF Academy Preparatory School Selectees	-	-	-	-	-	-	-	-
Obligated Reserve Section-24 mos or more on EAD	6,316	-	-	1	3	2,191	4,015	106
Obligated Reserve Section-Less than 24 mos on EAD	261	-	-	-	-	112	73	46
Obligated Reserve Section-EAD Commitment	8,002	-	-	-	-	1,595	2,353	4,054
STANDBY - NON-PAID - TOTAL	47,181	8	238	1,158	4,641	33,108	7,752	276
Non-Affiliated Reserve Section - Non-Obligors	7,049	3	103	439	1,521	4,026	866	91
Non-Affiliated Reserve Section - Obligors	439	-	-	-	-	268	153	18
Inactive Status List Reserve Section	39,693	5	135	719	3,120	28,814	6,733	167
RESERVE RETIRED SECTION - TOTAL	88,013	143	5,554	34,469	28,490	13,305	3,659	2,393

Source: Personnel Division, Office of Air Force Reserve.

UNCLASSIFIED

TABLE 134 - AIR FORCE RESERVE AIRMEN BY RESERVE SECTION, BY GRADE - 30 JUNE 1971

RESERVE SECTION	TOTAL	Chief Master Sergeant	Senior Master Sergeant	Master Sergeant	Technical Sergeant	Staff Sergeant	Sergeant	Airman First Class	Airman	Basic Airman
<u>AIR FORCE RESERVE - TOTAL</u>	<u>373,102</u>	<u>6,157</u>	<u>11,809</u>	<u>41,448</u>	<u>41,730</u>	<u>79,655</u>	<u>157,585</u>	<u>25,982</u>	<u>6,966</u>	<u>1,770</u>
READY - TOTAL	211,017	298	875	3,465	3,788	45,200	127,111	22,607	6,263	1,410
PAID - TOTAL	39,579	291	847	3,180	3,651	8,600	8,908	9,394	4,315	393
DRILL PAY STATUS - TOTAL	39,420	287	832	3,116	3,629	8,566	8,892	9,391	4,314	393
48 ANNUAL DRILLS - TOTAL	36,922	262	778	2,872	3,457	8,231	8,652	9,146	3,373	151
Military Airlift Units (C-124)	10,171	95	239	890	1,002	2,329	2,378	2,328	877	33
Military Airlift Units-Associate (C-141)	4,117	40	118	426	480	861	535	1,339	314	4
Tactical Airlift Units (C-130)	7,818	58	162	614	801	1,799	1,872	1,706	783	23
Aerospace Rescue & Recovery Squadrons	858	7	27	77	102	174	125	220	117	9
Tactical Airlift Training Sq.-TATS (C-130)	182	1	8	27	47	58	28	7	6	-
Aeromedical Airlift- Associate (C-9A)	382	3	8	28	38	90	87	111	15	2
Tactical Air Support Groups (U-3/O-2)	726	-	13	50	60	76	154	303	69	1
Special Operations Group (AC-119/A-37)	2,997	18	65	208	319	645	638	727	373	4
Aerial Port Squadrons	1,144	-	11	55	102	226	308	295	143	4
Censorship Squadrons	29	-	2	6	4	9	4	3	1	-
Maintenance and Supply Squadrons (Mobile)	956	6	8	52	93	271	358	132	34	2
Military Airlift Support Sqs (Mobile Enroute) Regions	1,278	5	25	57	77	267	323	397	111	16
Air Postal & Courier Groups & Flights	217	21	28	55	28	27	12	18	25	3
Aeromedical Evacuation Sqs & Flts	194	6	6	14	14	31	39	49	35	-
Medical Service Sqs & Flts	1,117	-	18	44	56	241	351	320	82	5
Office Civil Defense/AF Reserve Sqs Liaison	4,730	1	39	265	234	1,127	1,440	1,191	388	45
Mobilization Augmentee - Flying	-	1	1	4	-	-	-	-	-	-
Mobilization Augmentee - Selective Svc Sq	-	-	-	-	-	-	-	-	-	-
<u>24 ANNUAL DRILLS - TOTAL Mob. Aug. - Non Fly</u>	<u>1,335</u>	<u>25</u>	<u>54</u>	<u>244</u>	<u>172</u>	<u>335</u>	<u>240</u>	<u>220</u>	<u>45</u>	<u>-</u>
<u>NON-PRIOR SERVICE ON A/D for TRAINING</u>	<u>1,163</u>	<u>-</u>	<u>-</u>	<u>-</u>	<u>-</u>	<u>-</u>	<u>-</u>	<u>25</u>	<u>896</u>	<u>242</u>
<u>ACTIVE DUTY PAY ONLY-TOTAL</u>	<u>159</u>	<u>4</u>	<u>15</u>	<u>64</u>	<u>22</u>	<u>34</u>	<u>16</u>	<u>3</u>	<u>1</u>	<u>-</u>
Mobilization Augmentee-15 Days AD Trng	130	4	13	49	18	26	16	3	1	-
Mobilization Aug-O/S Positions-15 Days AD	15	-	1	7	3	4	-	-	-	-
Mobilization Aug-AFRes Trng Sq-15 Days AD	14	-	1	8	1	4	-	-	-	-
<u>NON-PAID READY - TOTAL</u>	<u>171,438</u>	<u>7</u>	<u>28</u>	<u>285</u>	<u>137</u>	<u>36,600</u>	<u>118,203</u>	<u>13,213</u>	<u>1,948</u>	<u>1,017</u>
Non-Prior Service in Delay Status	331	-	-	-	-	-	-	-	4	327
Reinforcement Designee-Air Reserve Trainee	519	3	13	228	78	155	36	5	1	-
Reinforcement Designee-Air Reserve Squadron	76	1	7	31	7	22	8	-	-	-
Reinforcement Designee-Ready Reinforce Sec.	51	3	8	23	5	10	2	-	-	-
AF Academy Preparatory School Selectees	-	-	-	-	-	-	-	-	-	-
Obligated Res Section-24 mos or more on EAD	165,076	-	-	1	34	36,121	116,877	10,764	776	503
Obligated Res Section-Less than 24 mos on EAD	5,385	-	-	2	13	292	1,280	2,444	1,167	187
Obligated Res Section-EAD Commitment	-	-	-	-	-	-	-	-	-	-
<u>STANDBY - NON-PAID - TOTAL</u>	<u>60,259</u>	<u>740</u>	<u>1,353</u>	<u>5,355</u>	<u>6,371</u>	<u>15,576</u>	<u>27,701</u>	<u>2,668</u>	<u>313</u>	<u>182</u>
Non-Affiliated Res Section-Non-Obligor	1,136	14	37	128	150	451	250	83	18	5
Non-Affiliated Res Section-Obligor	38,919	-	-	1	19	9,871	26,240	2,377	263	148
Inactive Status List Reserve Section	20,204	726	1,316	5,226	6,202	5,254	1,211	208	32	29
<u>RESERVE RETIRED SECTION- TOTAL</u>	<u>101,826</u>	<u>5,119</u>	<u>9,581</u>	<u>32,628</u>	<u>31,571</u>	<u>18,879</u>	<u>2,773</u>	<u>707</u>	<u>390</u>	<u>178</u>

Source: Personnel Division, Office of Air Force Reserve
506

UNCLASSIFIED

TABLE 135 - AIR FORCE RESERVE OFFICER GAINS AND LOSSES BY SELECTED CATEGORIES FOR FY 1971

GAINS & LOSSES - OFFICERS & W/O	TOTAL RESERVE	TOTAL READY STATUS	TOTAL DRILL PAY STATUS	TOTAL STANDBY STATUS
<u>STRENGTH - Beginning</u>	<u>167,622</u>	<u>35,590</u>	<u>10,797</u>	<u>50,941</u>
<u>AGGREGATE GAINS:</u>	<u>18,508</u>	<u>13,863</u>	<u>2,083</u>	<u>11,707</u>
<u>Total Gains by Type:</u>	<u>18,508</u>	<u>10,789</u>	<u>618</u>	<u>4,589</u>
Direct Appointments	1,748	1,734	314	9
Transfer from Other Services	21	21	15	-
Reappointments	22	5	4	2
Commissioned from AFOTC	3,753	3,752	2	1
Transferred from Extended Active Duty without Obligation	3,362	81	71	3,280
Transferred from Extended Active Duty with Obligation	5,142	4,845	35	297
Errors	414	89	21	88
Commissioned from Warrant Officer or Enlisted	94	89	86	-
Transferred from Air National Guard	1,122	173	70	912
Placement on Retired Reserve List	2,830	-	-	-
<u>Total Transfers:</u>	<u>-</u>	<u>3,074</u>	<u>1,465</u>	<u>7,118</u>
From Drill Pay Status	-	-	-	1,270
From Active Duty Pay Only	-	-	166	174
From Non-Pay Status - Ready	-	-	387	5,652
From Non-Pay Status - Standby	-	3,060	905	-
From Retired	-	14	7	22
<u>AGGREGATE LOSSES:</u>	<u>16,572</u>	<u>15,089</u>	<u>2,120</u>	<u>15,467</u>
<u>Total Losses by Type:</u>	<u>16,572</u>	<u>5,970</u>	<u>209</u>	<u>9,989</u>
Resigned Commission Other Than Cause	1,756	151	30	1,599
Deceased	679	58	24	60
Ordered to Extended Active Duty	5,300	5,169	60	131
Reported in Error as Gain	332	115	23	186
Termination of Commission for Cause	7,678	182	9	7,483
Transfer to Air National Guard	727	197	62	528
Involuntarily Ordered to Active Duty	100	98	1	2
<u>Total Transfers:</u>	<u>-</u>	<u>9,119</u>	<u>1,911</u>	<u>5,478</u>
To Drill Pay Status	-	-	-	905
To Active Duty Pay Only	-	-	115	175
To Non-Pay Status - Ready	-	-	167	1,980
To Non-Pay Status - Standby	-	7,096	1,270	-
To Retired	-	2,023	359	2,418
<u>STRENGTH-Ending</u>	<u>169,558</u>	<u>34,364</u>	<u>10,760</u>	<u>47,181</u>

Source: Personnel Division, Office of Air Force Reserve.

UNCLASSIFIED

TABLE 136 - AIR FORCE RESERVE AIRMEN GAINS AND LOSSES BY SELECTED CATEGORIES FOR FY 1971

GAINS & LOSSES - AIRMEN	TOTAL RESERVE	TOTAL READY STATUS	TOTAL DRILL PAY STATUS	TOTAL STANDBY STATUS
STRENGTH - Beginning	352,779	225,156	39,412	37,526
AGGREGATE GAINS:	117,596	95,557	11,540	44,382
<u>Total Gains by Type:</u>	<u>117,596</u>	<u>93,713</u>	<u>6,388</u>	<u>4,063</u>
Transfer from Other Services	447	447	442	
Transfer from Extended Active Duty without Obligation.	453	7	4	446
Transfer from Extended Active Duty with Obligation	84,527	81,766	17	2,761
Retired Airmen Transferred to Complete 30 Years.	19,476	--	--	--
Enlisted Non-Prior Service - Under 26.	3,815	3,815	1,107	--
Enlisted Non-Prior Service - 26 and Over	9	9	9	--
Enlisted within 30 Days After Separation from AMS.	697	697	692	--
Enlisted after more than 30 Days After Separation from AMS	294	294	234	--
Enlisted after more than 30 Days After Separation from USAFR	299	299	296	--
Transfer from Air National Guard	2,832	2,311	195	472
Placement on Retired Reserve List.	23	--	--	--
Gain from temporary retirement	85	85	--	--
Enlisted - TRY ONE Program	85	85	83	--
Accessions	3,249	3,248	3,044	--
Errors	1,305	650	265	384
<u>Total Transfers:</u>	<u>--</u>	<u>1,844</u>	<u>5,152</u>	<u>40,319</u>
From Drill Pay Status.	--	--	3,380	2,159
From Active Duty Pay Only.	--	--	16	82
From Non-Pay Status - Ready.	--	--	1,528	38,059
From Non-Pay Status - Standby.	--	1,797	183	--
From Retired	--	47	45	19
AGGREGATE LOSSES:	97,273	109,696	11,532	21,649
<u>Total Losses by Type</u>	<u>97,273</u>	<u>69,161</u>	<u>7,063</u>	<u>19,582</u>
Deceased	671	242	49	156
Ordered to Extended Active Duty.	221	213	50	8
Enlisted in Regular Establishment - Under 26	108	108	4	--
Enlisted in Regular Establishment - All Others	1,584	1,525	57	59
Discharge Non-Prior Service - Under 26	426	100	49	325
Commissioned from Reserve Enlisted Status.	106	101	95	--
Discharge Expiration Term of Service or Obligation	71,105	59,114	3,062	5,560
Other Discharges	12,288	1,196	163	11,042
Transfer to Air National Guard	998	941	222	50
Involuntarily Ordered to Active Duty (Draft Deferred).	127	127	99	--
Accessions	3,249	3,248	3,044	--
Reported in error as gain.	6,390	2,246	169	2,382
<u>Total Transfers:</u>	<u>--</u>	<u>40,535</u>	<u>4,469</u>	<u>2,067</u>
To Drill Pay Status.	--	--	--	183
To Active Duty Pay Only.	--	--	13	4
To Non-Pay Status - Ready.	--	--	2,081	1,610
To Non-Pay Status - Standby.	--	40,300	2,220	--
To Retired	--	235	155	270
<u>STRENGTH - Ending</u>	<u>373,102</u>	<u>211,017</u>	<u>39,420</u>	<u>60,259</u>

Source: Personnel Division, Office of Air Force Reserve.

UNCLASSIFIED

TABLE 137 - GAINS AND LOSSES OF AIR FORCE RESERVE PILOTS ASSIGNED TO THE SELECTED RESERVES AT END OF FY 1969 THROUGH FY 1971

GAINS & LOSSES	FY 1969	FY 1970	FY 1971
	PILOTS	PILOTS	PILOTS
<u>STRENGTH - BEGINNING</u>	<u>1,844</u>	<u>2,073</u>	<u>2,388</u>
<u>AGGREGATE GAINS:</u>	<u>640</u>	<u>745</u>	<u>604</u>
<u>Total Gains By Type:</u>	<u>375</u>	<u>313</u>	<u>272</u>
Direct Appointments	3	-	-
Transfer from Other Services	5	-	-
Reappointments	-	-	-
Commissioned from AFROTC	-	-	-
Transfer from EAD w/out Obligation	195	1	-
Transfer from EAD with Obligation	1	-	-
Errors	20	11	3
Commissioned from W/O or Enlisted	-	-	1
Transfer from Air National Guard	1	17	17
Gain to Flying Status	150	284	251
<u>Total Transfer Gains:</u>	<u>265</u>	<u>432</u>	<u>332</u>
From Drill Pay Status	4	9	6
From Active Duty Only	2	3	-
From Non-Pay Status - Ready	25	64	42
From Non-Pay Status - Standby	233	355	282
From Retired	1	1	2
<u>AGGREGATE LOSSES:</u>	<u>411</u>	<u>430</u>	<u>598</u>
<u>Total Losses By Type:</u>	<u>110</u>	<u>101</u>	<u>149</u>
Resigned Commission Other Than Cause	4	-	1
Deceased	5	4	-
Ordered to Extended Active Duty	22	8	10
Reported in Error as Gain	2	2	56
Termination of Commission for Cause	-	-	1
Transfer to Air National Guard	11	30	17
Revocation of Orders	-	-	-
Expiration Current Appointment	-	-	-
Loss to Fly Status	66	57	64
<u>Total Transfer Losses:</u>	<u>301</u>	<u>329</u>	<u>449</u>
To Drill Pay Status	6	11	14
To Active Duty Only	5	5	10
To Non-Pay Status - Ready	10	11	20
To Non-Pay Status - Standby	251	277	328
To Retired	29	25	77
<u>STRENGTH - ENDING</u>	<u>2,073</u>	<u>2,388</u>	<u>2,394</u>

Source: Office of Air Force Reserve, Personnel Division

UNCLASSIFIED

TABLE 138 - RESERVE OFFICER REPRESENTATION ON AIR FORCE STAFFS - 30 JUNE 1971

LOCATION	TOTAL	GENERAL	COLONEL	LIEUTENANT COLONEL	MAJOR	CAPTAIN
<u>OFFICE OF THE SECRETARY OF THE AIR FORCE</u>						
Deputy for Reserve Affairs	2	-	2	-	-	-
Office of Information.	1	-	-	1	-	-
Personnel Council.	1	-	1	-	-	-
<u>HQS USAF STAFF</u>						
Director of Budget*	1	-	1	-	-	-
Director of Aerospace Programs*	1	-	1	-	-	-
Director of Civil Engineering*.	1	-	-	1	-	-
Director of Personnel Planning*	3	-	-	1	2	-
Director of Operations*	1	-	1	-	-	-
Director of Plans*.	1	-	1	-	-	-
Assistant DCS/P for Military Personnel*	1	-	1	-	-	-
Director of Personnel Training & Education.	1	-	-	-	1	-
Director of Manpower & Organization	1	-	1	-	-	-
Director of Command Control & Communication	1	-	-	1	-	-
The Inspector General.	1	-	1	-	-	-
ACS/Intelligence	1	-	-	1	-	-
<u>MAJOR COMMANDS</u>						
Aerospace Defense Command.	2	-	1	-	1	-
Air Force Logistics Command.	1	-	1	-	-	-
Air Force Systems Command.	1	-	1	-	-	-
Air Training Command	1	-	-	-	1	-
Military Airlift Command	4	-	3	1	-	-
Tactical Air Command	4	-	3	1	-	-
Headquarters Command	2	-	1	1	-	-
Air Force Accounting & Finance Center.	1	-	1	-	-	-
USAF Academy	1	-	-	1	-	-
Hqs Air Reserve Personnel Center	6	-	3	2	1	-
<u>OFFICE OF AIR FORCE RESERVE</u>	20	2	8	4	6	-
<u>HQS AIR FORCE RESERVE</u>	23	2	6	3	7	5
<u>OSD RESERVE FORCES POLICY BOARD</u>	1	1	-	-	-	-
<u>OSD OFFICE OF RESERVE AFFAIRS</u>	-	-	-	-	-	-
<u>TOTAL</u>	85	5	38	18	19	5

* Indicates 8033 Officers with only one in Director of Personnel Planning.

SOURCE: Personnel Division, Office of Air Force Reserve.

CONFIDENTIAL

TABLE 139 - AGE (IN MONTHS) DISTRIBUTION OF AIR FORCE RESERVE ACTIVE AIRCRAFT

MISSION, DESIGN, SERIES	AVERAGE AGE IN MONTHS	TOTAL AIRCRAFT	ACTIVE											
			0 Thru 12	13 Thru 24	25 Thru 36	37 Thru 48	49 Thru 60	61 Thru 72	73 Thru 84	85 Thru 96	97 Thru 108	109 Thru 120	121 Thru 132	133 Thru 144
<u>TOTAL</u>	<u>164.6</u>	<u>351</u>	<u>29</u>	<u>13</u>	<u>9</u>	<u>1</u>	-	-	-	-	-	<u>2</u>	<u>5</u>	<u>23</u>
<u>RECONNAISSANCE -</u>														
<u>TOTAL</u>	<u>160.4</u>	<u>12</u>	-	-	-	-	-	-	-	-	-	-	-	<u>1</u>
EC-121D	189.2	5	-	-	-	-	-	-	-	-	-	-	-	-
RC-130A	154.0	6	-	-	-	-	-	-	-	-	-	-	-	1
RC-130S	173.0	1	-	-	-	-	-	-	-	-	-	-	-	-
<u>SEARCH AND RESCUE</u>														
<u>TOTAL</u>	<u>175.8</u>	<u>40</u>	-	-	-	-	-	-	-	-	-	-	-	<u>14</u>
HC-97G	206.3	18	-	-	-	-	-	-	-	-	-	-	-	-
HH-34J	144.9	17	-	-	-	-	-	-	-	-	-	-	-	14
HU-16B	226.4	5	-	-	-	-	-	-	-	-	-	-	-	-
<u>CARGO - TOTAL</u>	<u>220.2</u>	<u>208</u>	-	-	-	-	-	-	-	-	-	<u>2</u>	<u>4</u>	<u>8</u>
C-119G	205.5	25	-	-	-	-	-	-	-	-	-	-	-	-
C-121C	188.0	1	-	-	-	-	-	-	-	-	-	-	-	-
C-121G	206.0	2	-	-	-	-	-	-	-	-	-	-	-	-
C-124C	221.6	94	-	-	-	-	-	-	-	-	-	-	-	-
C-130A	173.0	64	-	-	-	-	-	-	-	-	-	-	-	-
C-130B	134.2	17	-	-	-	-	-	-	-	-	-	-	-	-
VT-29A	246.5	2	-	-	-	-	-	-	-	-	-	2	4	8
VT-29B	231.5	2	-	-	-	-	-	-	-	-	-	-	-	-
VT-29D	197.0	1	-	-	-	-	-	-	-	-	-	-	-	-
<u>ATTACK - TOTAL</u>	<u>56.3</u>	<u>70</u>	<u>29</u>	<u>13</u>	<u>9</u>	<u>1</u>	-	-	-	-	-	-	-	-
A-37A	174.5	18	-	-	-	-	-	-	-	-	-	-	-	-
A-37B	15.3	52	29	13	9	1	-	-	-	-	-	-	-	-
<u>UTILITY - TOTAL</u>	<u>164.0</u>	<u>21</u>	-	-	-	-	-	-	-	-	-	-	<u>1</u>	-
U-3A	164.0	20	-	-	-	-	-	-	-	-	-	-	-	-
U-3B	125.0	1	-	-	-	-	-	-	-	-	-	-	1	-

Source: Data Applications Division, Data Services Center, Comptroller of the Air Force

CONFIDENTIAL

DOWNGRADED TO:
 UNCLASSIFIED AFTER 1 YEAR
 Authority: AFM 85-118
 Paragraph 11c, 1 Aug. 88

BY MISSION, DESIGN, AND SERIES, WORLD-WIDE 30 SEPT 1971

AIRCRAFT BY AGE (IN MONTHS)															MISSION, DESIGN, SERIES
145 Thru 156	157 Thru 168	169 Thru 180	181 Thru 192	193 Thru 204	205 Thru 216	217 Thru 228	229 Thru 240	241 Thru 252	253 Thru 264	265 Thru 276	277 Thru 288	289 Thru 300	301 Thru 312	313 Thru 324	
2	35	53	21	25	51	43	30	2	-	-	-	-	-	-	<u>TOTAL</u>
4	-	2	3	2	-	-	-	-	-	-	-	-	-	-	<u>RECONNAISSANCE -</u>
-	-	1	2	2	-	-	-	-	-	-	-	-	-	-	<u>TOTAL</u>
4	-	1	1	-	-	-	-	-	-	-	-	-	-	-	EC-121D
-	-	-	-	-	-	-	-	-	-	-	-	-	-	-	RC-130A
-	-	-	-	-	-	-	-	-	-	-	-	-	-	-	RC-130S
-	2	1	-	5	13	4	1	-	-	-	-	-	-	-	<u>SEARCH AND RESCUE</u>
-	-	-	-	5	13	-	-	-	-	-	-	-	-	-	<u>TOTAL</u>
-	2	1	-	-	-	4	1	-	-	-	-	-	-	-	HC-97G
-	-	-	-	-	-	-	-	-	-	-	-	-	-	-	HH-34J
-	-	-	-	-	-	-	-	-	-	-	-	-	-	-	HU-16B
3	21	26	18	18	38	39	29	2	-	-	-	-	-	-	<u>CARGO - TOTAL</u>
-	-	-	1	7	16	1	-	-	-	-	-	-	-	-	C-119G
-	-	-	1	-	-	-	-	-	-	-	-	-	-	-	C-121C
-	-	-	-	-	2	-	-	-	-	-	-	-	-	-	C-121G
-	-	-	-	9	20	38	27	-	-	-	-	-	-	-	C-124C
-	21	26	16	1	-	-	-	-	-	-	-	-	-	-	C-130A
3	-	-	-	-	-	-	-	-	-	-	-	-	-	-	C-130B
-	-	-	-	-	-	-	-	2	-	-	-	-	-	-	VT-29A
-	-	-	-	-	-	-	-	2	-	-	-	-	-	-	VT-29B
-	-	-	-	1	-	-	-	-	-	-	-	-	-	-	VT-29D
-	-	18	-	-	-	-	-	-	-	-	-	-	-	-	<u>ATTACK - TOTAL</u>
-	-	18	-	-	-	-	-	-	-	-	-	-	-	-	A-37A
-	-	-	-	-	-	-	-	-	-	-	-	-	-	-	A-37B
2	12	6	-	-	-	-	-	-	-	-	-	-	-	-	<u>UTILITY - TOTAL</u>
2	12	6	-	-	-	-	-	-	-	-	-	-	-	-	U-3A
-	-	-	-	-	-	-	-	-	-	-	-	-	-	-	U-3B

DOWNGRADED TO:
 UNCLASSIFIED AFTER 1 YEAR
 Authority: AFM 65-110
 Paragraph 11c, 1 Aug. 68

CONFIDENTIAL

312

TABLE 140 - AFR AEROSPACE VEHICLE INVENTORY BY FUNCTIONAL DISTRIBUTION													
MISSION DESIGN SERIES	TOTAL	ACTIVE							NON-OPERATING			IN-ACTIVE TOTAL	
		TOTAL ACTIVE	TOTAL OPERATING ACTIVE	TAC. ACOM SUPP	TRNG	OPER SUPP	ADMIN	SPEC ACTY UTIL TRAN	TEST & TEST SUPP	TOTAL NON-OPER. ACT	MAINT MOD IRAN		OTHER
AIR FORCE RESERVE													
EC121D	1	1	1	1									
C121	1	1	1	1									
RECON TACT RCP	1	1	1	1									
RC130A	6	6	6	6									
WC130A	1	1	1	1									
RC130S	1	1	1	1									
C130	8	8	8	8									
RECON TACT TUR	8	8	8	8									
RECON TACT	9	9	9	9									
RECON	9	9	9	9									
HC 97G	18	18	18	18									
C 97	18	18	18	18									
HU 16B	8	8	7	7						1		1	
U 16	8	8	7	7						1		1	
SR&RESCUE RCP	26	26	25	25						1		1	
SR&RESCUE	26	26	25	25						1		1	
SR&RESCUE	26	26	25	25						1		1	
C119G	34	34	34	34									
C119	34	34	34	34									
C124C	103	103	94	94						9	2	7	
C124	103	103	94	94						9	2	7	
CARGO TACT RCP	137	137	128	128						9	2	7	

CONFIDENTIAL

Downloaded by:
UNCLASSIFIED BY: 1008
Authority: 48 CFR 1.108
Paragraph 114, 1 Aug 88

CONFIDENTIAL

TABLE 140 - AFR AEROSPACE VEHICLE INVENTORY BY FUNCTIONAL DISTRIBUTION														
MISSION DESIGN SERIES	TOTAL	ACTIVE										IN-ACTIVE TOTAL		
		TOTAL ACTIVE	TOTAL OPERATING ACTIVE	TAC. & COM SUPP	TRNG	OPER SUPP	ADMIN	SPEC ACTY UTIL TRAN	TEST & TEST SUPP	TOTAL NON-OPER. ACT	MAINT MOD IRAN		OTHER	
AIR FORCE RESERVE														3
C130A	55	55	41	41							14	13	1	
C130B	14	14	9	9							5	3	2	
C130	69	69	50	50							19	16	3	
CARGO TACT TUR	69	69	50	50							19	16	3	
CARGO TACT	206	206	178	178							28	18	10	
C121G	2	2	2	1				1						
C121	2	2	2	1				1						
CARGO HEAVY RCP	2	2	2	1				1						
CARGO HEAVY	2	2	2	1				1						
VT 29A	2	2	2					2						
VT 29B	2	2	2					2						
VT 29D	1	1								1	1			
T 29	5	5	4					4		1	1			
CARGO LIGHT RCP	5	5	4					4		1	1			
CARGO LIGHT	5	5	4					4		1	1			
CARGO	213	213	184	179				5		29	19	10		
O 2A	1	1	1	1										
O 2	1	1	1	1										
OBSERVE RCP	1	1	1	1										
OBSERVE	1	1	1	1										
OBSERVE	1	1	1	1										

CONFIDENTIAL

DECLASSIFIED TO:
 UNCLASSIFIED AFTER 1 YEAR
 Authority: E.O. 13526
 Paragraph 1(a), 1.400-20

CONFIDENTIAL

314

TABLE 140 - AFR AEROSPACE VEHICLE INVENTORY BY FUNCTIONAL DISTRIBUTION														
MISSION DESIGN SERIES	TOTAL	ACTIVE											IN-ACTIVE TOTAL	
		TOTAL ACTIVE	OPERATING						NON-OPERATING					
			TOTAL OPERATING ACTIVE	TAC. & COM SUPP	TRNG	OPER SUPP	ADMIN	SPEC ACTY BUTIL TRAN	TEST & TEST SUPP	TOTAL NON-OPER. ACT	MAINT MOD. TRAN	OTHER		
AIR FORCE RESERVE														
SH 34J	2	2	1	1								1	1	
UH 34J	3	3	2	2								1	1	
H 34	5	5	3	3								2	1	
HELICOP RCP	5	5	3	3								2	1	
HELICOP	5	5	3	3								2	1	
HELICOP	5	5	3	3								2	1	
A 37A	17	17	1	1								16	16	
A 37B	43	43	39	39								4	4	
A 37	60	60	40	40								20	20	
ATTACK TACT JET	60	60	40	40								20	20	
ATTACK TACT	60	60	40	40								20	20	
ATTACK	60	60	40	40								20	20	
U 3A	48	48	46	46								2	2	
U 3B	1	1	1	1								2	2	
U 3	49	49	47	47								2	2	
UTILITY RCP	49	49	47	47								2	2	
UTILITY	49	49	47	47								2	2	
UTILITY	49	49	47	47								2	2	
TOTAL	363	363	309	304						5		54	20	34

CONFIDENTIAL

DOWNGRADED TO:
UNCLASSIFIED AFTER 1 YEAR
Authority: AFM 85-110
Paragraph 11c, 1 Aug. 88

Source: Data Applications Division, Data Services Center,
Comptroller of the Air Force

AIR NATIONAL GUARD



DEFINITIONS

AIR NATIONAL GUARD AUTHORIZED STRENGTH - Total manning authorized under appropriate Tables of Organization, Tables of Distribution, and Unit Manning Documents currently augmented and/or reduced by the National Guard Bureau.

PROGRAM STRENGTH - Manning objective, applicable to units in being or scheduled for activation by a specified period of time.

UNCLASSIFIED

TABLE 141 - AIR NATIONAL GUARD PERSONNEL GRADE AND AGE ANALYSIS - 30 JUNE 1971

GRADE	TOTAL	AGE GROUPING BY YEARS										AVERAGE AGE
		17-20	21-25	26-30	31-35	36-40	41-45	46-50	51-55	56-60	61-65	
<u>TOTAL OFFICER</u>	<u>11,210</u>	<u>5</u>	<u>784</u>	<u>2,500</u>	<u>2,328</u>	<u>2,518</u>	<u>1,261</u>	<u>1,238</u>	<u>508</u>	<u>67</u>	<u>1</u>	<u>36</u>
General	71	-	-	-	-	-	-	25	33	13	-	52
Colonel	362	-	-	-	-	-	18	181	142	21	-	50
Lieutenant Colonel . . .	1,534	-	-	-	3	200	365	706	242	18	-	46
Major	3,088	-	-	3	329	1,723	754	257	22	-	-	40
Captain	3,373	-	2	989	1,701	571	108	2	-	-	-	33
First Lieutenant	1,392	-	110	1,006	256	18	2	-	-	-	-	29
Second Lieutenant	1,218	5	672	502	39	-	-	-	-	-	-	25
Warrant Officer	172	-	-	-	-	6	14	67	69	15	1	50
<u>TOTAL AIRMAN</u>	<u>74,479</u>	<u>12,093</u>	<u>31,183</u>	<u>13,769</u>	<u>5,864</u>	<u>5,120</u>	<u>2,990</u>	<u>1,944</u>	<u>1,196</u>	<u>311</u>	<u>9</u>	<u>27</u>
Chief Master Sergeant . .	902	-	-	-	29	154	197	266	212	43	1	46
Senior Master Sergeant . .	1,701	-	-	5	202	454	395	346	246	52	1	43
Master Sergeant	5,523	-	-	195	1,171	1,778	1,110	715	420	133	1	41
Technical Sergeant	8,058	-	410	1,781	2,580	1,769	830	416	212	57	3	35
Staff Sergeant	16,893	59	6,958	6,662	1,625	857	420	185	103	22	2	28
Sergeant	19,999	1,763	13,710	4,177	209	87	32	13	3	4	1	24
Airman First Class	15,702	6,508	8,283	844	40	19	5	3	-	-	-	21
Airman	4,370	2,807	1,460	92	8	2	1	-	-	-	-	20
Airman Basic	1,331	956	362	13	-	-	-	-	-	-	-	20

Source: Personnel Division, Plans Policy and Systems Branch, National Guard Bureau

UNCLASSIFIED

UNCLASSIFIED

TABLE 142 - AUTHORIZED AND ASSIGNED AIR NATIONAL GUARD PERSONNEL IN FEDERALLY RECOGNIZED UNITS BY STATE AND THE US POSSESSION OF PUERTO RICO - 30 JUNE 1971

STATES AND US POSSESSIONS	FEDERALLY RECOGNIZED UNIT	AUTHORIZED STRENGTH				ASSIGNED STRENGTH			
		Total	Officer	Warrant Officer	Airman	Total	Officer	Warrant Officer	Airman
TOTAL	985	102,384	13,922	12	88,450	85,689	11,038	172	74,479
UNITED STATES - TOTAL	975	101,135	13,761	12	87,362	84,626	10,909	171	73,546
Alabama	23	2,959	356	-	2,603	2,464	249	6	2,209
Alaska	9	744	107	-	637	532	76	-	456
Arizona	18	2,085	305	-	1,780	1,747	241	4	1,502
Arkansas	20	2,219	244	-	1,975	1,898	206	3	1,689
California	57	5,618	699	-	4,919	4,689	568	17	4,104
Colorado	14	1,424	166	1	1,257	1,195	126	4	1,065
Connecticut	10	1,122	136	-	986	947	93	4	850
Delaware	12	750	122	-	628	887	154	2	731
District of Columbia	13	1,412	158	-	1,254	1,028	122	4	902
Florida	8	944	106	-	838	745	85	4	656
Georgia	27	3,337	525	-	2,812	2,984	422	8	2,554
Hawaii	16	1,791	188	-	1,603	1,548	161	1	1,386
Idaho	8	943	105	-	838	787	81	3	703
Illinois	28	2,858	392	-	2,466	2,531	348	2	2,181
Indiana	22	1,908	262	-	1,646	1,514	204	1	1,309
Iowa	19	1,991	263	-	1,728	1,685	203	5	1,477
Kansas	18	1,680	227	-	1,453	1,370	154	2	1,214
Kentucky	11	1,027	131	1	895	863	107	1	755
Louisiana	12	1,119	129	-	990	959	107	3	849
Maine	11	1,398	179	-	1,219	1,104	145	-	959
Maryland	18	1,648	254	1	1,393	1,334	198	1	1,135
Massachusetts	26	2,629	314	2	2,313	2,056	241	6	1,809
Michigan	28	2,625	376	-	2,249	2,272	280	1	1,991
Minnesota	23	1,908	281	-	1,627	1,745	265	2	1,478
Mississippi	23	2,390	317	-	2,073	2,060	260	1	1,799
Missouri	27	2,650	408	-	2,242	2,360	330	3	2,027
Montana	8	944	106	-	838	770	83	1	686
Nebraska	10	972	122	-	850	879	107	-	772
Nevada	9	953	106	1	846	786	78	1	707
New Hampshire	11	1,002	182	1	819	896	155	-	741
New Jersey	28	3,159	414	-	2,745	2,443	282	3	2,158
New Mexico	9	851	111	1	739	747	86	-	661
New York	53	5,535	878	-	4,657	4,553	659	11	3,883
North Carolina	15	976	146	-	830	1,055	168	1	886
North Dakota	8	1,010	137	1	872	881	122	-	759
Ohio	47	4,910	640	-	4,270	4,041	523	5	3,513
Oklahoma	25	2,544	427	1	2,116	2,228	297	5	1,926
Oregon	15	2,018	281	1	1,736	1,210	120	7	1,083
Pennsylvania	41	4,509	630	-	3,879	3,703	514	13	3,176
Rhode Island	10	1,225	197	-	1,028	980	137	6	837
South Carolina	10	1,111	114	1	996	895	81	1	813
South Dakota	9	859	112	-	747	686	82	3	601
Tennessee	36	3,391	553	-	2,838	3,280	511	8	2,761
Texas	33	3,415	423	-	2,992	2,995	393	1	2,601

UNCLASSIFIED

UNCLASSIFIED

TABLE 142 - AUTHORIZED AND ASSIGNED AIR NATIONAL GUARD PERSONNEL IN FEDERALLY RECOGNIZED UNITS BY STATE AND THE US POSSESSION OF PUERTO RICO - 30 JUNE 1971 (CONTINUED)

STATES AND US POSSESSIONS	FEDERALLY RECOGNIZED UNITS	AUTHORIZED STRENGTH				ASSIGNED STRENGTH			
		Total	Officer	Warrant Officer	Airman	Total	Officer	Warrant Officer	Airman
UNITED STATES (Continued)									
Utah	13	1,327	213	-	1,114	1,125	137	8	980
Vermont	8	950	106	-	844	729	82	-	647
Virginia	10	1,032	118	-	914	786	89	-	697
Washington	20	2,488	275	-	2,213	1,578	192	2	1,384
West Virginia	18	1,762	291	-	1,471	1,443	229	2	1,212
Wisconsin	19	2,153	288	-	1,865	1,892	247	3	1,642
Wyoming	9	860	141	-	719	741	109	2	630
US POSSESSION - TOTAL	10	1,249	161	-	1,088	1,063	129	1	933
Puerto Rico	10	1,249	161	-	1,088	1,063	129	1	933

Source: AUTHORIZED STRENGTH - Operations and Programs Division, Manpower and Organization Branch, National Guard Bureau
 ASSIGNED STRENGTH - Personnel Division, Personnel Plans Policy & Systems Branch, National Guard Bureau

TABLE 143 - AIR NATIONAL GUARD TRAINING BY TYPE, UNITED STATES AND POSSESSIONS, BY QUARTER - 1971

TYPE OF TRAINING	NUMBER COMPLETING FLYING AND TECHNICAL TRAINING				
	Total	First Quarter	Second Quarter	Third Quarter	Fourth Quarter
TOTAL	3,903	1,265	844	627	1,167
Officer	2,076	644	427	402	603
Airman	1,827	621	417	225	564
NAVIGATOR TRAINING - TOTAL	40	10	2	10	11
Officer	40	10	9	10	11
FLIGHT TRAINING - TOTAL	162	45	44	30	46
Officer	165	45	44	30	46
TECHNICAL TRAINING - TOTAL	3,698	1,210	791	587	1,110
Officer	1,871	589	374	362	546
Airman	1,827	621	417	225	564

Source: Personnel Division, Personnel Plans Policy and Systems Branch, National Guard Bureau

UNCLASSIFIED

CONFIDENTIAL

TABLE 144 - ANG AEROSPACE VEHICLE INVENTORY BY FUNCTIONAL DISTRIBUTION													
MISSION DESIGN SERIES	TOTAL	ACTIVE										IN-ACTIVE TOTAL	
		TOTAL ACTIVE	TOTAL OPERATING ACTIVE	TAC. & COM SUPP	TING	OPER SUPP	ADMIN	SPEC ACTY UTIL TRAN	TEST & TEST SUPP	TOTAL NON-OPER. ACT	MAINT MOD I/AN		OTHER
AIR NATIONAL GUARD													
KC 97G	2	2									2	2	
KC 97L	75	75	69	69							6	6	
C 97	77	77	69	69							8	8	
TANKER STRAT RCP	77	77	69	69							8	8	
TANKER STRAT	77	77	69	69							8	8	
TANKER	77	77	69	69							8	8	
F 84F	133	132	132	132									1
F 84	133	132	132	132									1
F100C	194	194	184	168	16					10	1	9	
F100D	145	145	117	117						28	23	5	
F100F	71	71	60	51	9					11	8	3	
NF100F	2	2	2	2	2								
F100	412	412	363	336	27					49	32	17	
F104C	5	5								5	5		
F104	5	5								5	5		
F105B	41	41	34	34						7	6	1	
F105D	44	44	23	23						21	17	4	
F105F	8	8	3	3						5	5		
F105	93	93	60	60						33	28	5	
FIGHTER TACT JET	643	642	555	528	27					87	65	22	1
FIGHTER TACT	643	642	555	528	27					87	65	22	1
F101B	93	93	86	86						7	5	2	

CONFIDENTIAL

Approved for Release by NSA on 05-08-2014 pursuant to E.O. 13526

CONFIDENTIAL

320

MISSION DESIGN SERIES	TOTAL	ACTIVE										IN-ACTIVE TOTAL	
		TOTAL ACTIVE	TOTAL OPERATING ACTIVE	TAC. & COM SUPP	TRNG	OPERATING			NON-OPERATING				
						OPER SUPP	ADMIN	SPEC ACTY UTIL TRAN	TEST & TEST SUPP	TOTAL NON-OPER. ACT	MAINT MOD /TRAN		OTHER
AIR NATIONAL GUARD													
F101F	38	38	34	22	12					4	3	1	
TF101F	5	5	4	2	2					1	1		
F101	136	136	124	110	14					12	9	3	
F102A	201	201	185	173	12					16	5	11	
TF102A	31	31	28	19	9					3		3	
F102	232	232	213	192	21					19	5	14	
FIGHTER INTCP JET	368	368	337	302	35					31	14	17	
FIGHTER INTCP	368	368	337	302	35					31	14	17	
FIGHTER	1011	1010	892	830	62					118	79	39	1
EC121S	4	4	4	4									
C121	4	4	4	4									
RECON TACT RCP	4	4	4	4									
RB 57A	16	16	14	14						2		2	
RB 57C	1	1	1	1									
B 57	17	17	15	15						2		2	
RF 4C	24	24	15	15						9	8	1	
F 4	24	24	15	15						9	8	1	
RF 84F	27	27	23	23						4	1	3	
F 84	27	27	23	23						4	1	3	
RF101A	13	13	10	10						3	3		
RF101C	63	63	54	54						9	9		
RF101G	25	25	23	23						2	2		

CONFIDENTIAL

DOWNGRADED TO:
 UNCLASSIFIED AFTER 1 YEAR
 Authority: AFM 88-118
 Paragraph 11c, 1 Aug. 88

CONFIDENTIAL

TABLE 144 - ANG AEROSPACE VEHICLE INVENTORY BY FUNCTIONAL DISTRIBUTION

MISSION DESIGN SERIES	TOTAL	ACTIVE										IN- ACT- IVE TOTAL			
		TOTAL ACTIVE	TOTAL OPER- ATING ACTIVE	TAC. &COM SUPP	TRNG	OPER SUPP	ADMIN	SPEC ACTY UTIL TRAN	TEST & TEST SUPP	NON-OPERATING					
										TOTAL NON- OPER. ACT	MAINT MOD TRAN		OTHER		
AIR NATIONAL GUARD															
RF101H	29	29	25	25							4	4			
F101	130	130	112	112							18	18			
RECON TACT JET	198	198	165	165							33	27	6		
RECON TACT	202	202	169	169							33	27	6		
RECON	202	202	169	169							33	27	6		
HU 168	11	11	11	11											
U 16	11	11	11	11											
SR&RESCUE RCP	11	11	11	11											
SR&RESCUE	11	11	11	11											
SR&RESCUE	11	11	11	11											
C119G	27	27	15	15							12	12			
C119	27	27	15	15							12	12			
C124C	70	70	67	67							3		3		
C124	70	70	67	67							3		3		
CARGO TACT RCP	97	97	82	82							15	12	3		
C130A	40	40	30	30							10	10			
C130B	6	6	4	4							2	2			
C130	46	46	34	34							12	12			
CARGO TACT TUR	46	46	34	34							12	12			
CARGO TACT	143	143	116	116							27	24	3		

CONFIDENTIAL

DECLASSIFIED BY:
 AUTHORITY: 48 CFR 1.104
 PROGRAM 104, 7 Aug 08

CONFIDENTIAL

322

TABLE 144 - ANG AEROSPACE VEHICLE INVENTORY BY FUNCTIONAL DISTRIBUTION														
MISSION DESIGN SERIES	TOTAL	TOTAL ACTIVE	OPERATING							NON-OPERATING			IN-ACTIVE TOTAL	
			TOTAL OPERATING ACTIVE	TAC & COM SUPP	TWNS	OPER SUPP	ADMIN	OPER ACTY RUTL TRAN	TEST & TEST SUPP	TOTAL NON-OPER ACT	MAINT MOD IRRAN	OTHER		
AIR NATIONAL GUARD														
C 97E	1	1	1	1										
C 97G	22	22	21	21							1	1		
C 97	23	23	22	22							1	1		
C121C	24	24	23	23							1	1		
VC121C	2	2	2	2			2							
CI21G	17	17	17	17										
G121	43	43	42	40				2			1	1		
CARGO HEAVY RCP	66	66	64	62				2			2	2		
CARGO HEAVY	66	66	64	62				2			2	2		
C 54D	11	11	8	8							3	2	1	
VC 54D	2	2	2	2										
C 54E	9	9	8	8							1	1		
VC 54E	3	3	3	3										
C 54G	18	18	13	13							5	4	1	
VC 54G	3	3	3	3										
C 54H	8	8	7	7							1	1		
C 54	54	54	44	44							10	8	2	
CARGO MED RCP	54	54	44	44							10	8	2	
CARGO MED	54	54	44	44							10	8	2	
VB 26B	2	2	2					2						
B 26	2	2	2					2						
C 47A	3	3	3	3										
VC 47A	3	3	3	3										
C 47	6	6	6	6										

CONFIDENTIAL

Approved for Release by NSA
 Authority: E.O. 13526
 Paragraph 1(b), 1 Aug. 08

CONFIDENTIAL

TABLE 144 - ANGAEROSPACE VEHICLE INVENTORY BY FUNCTIONAL DISTRIBUTION

MISSION DESIGN SERIES	TOTAL	ACTIVE										IN-ACTIVE TOTAL			
		TOTAL ACTIVE	TOTAL OPERATING ACTIVE	TAC. & COMM SUPP	TRNG	OPER SUPP	ADMIN	SPEC ACTY UTIL TRAN	TEST & TEST SUPP	TOTAL NON-OPER. ACT	MAINT MOD INAM		OTHER		
AIR NATIONAL GUARD															
VT 29B	2	2	2					2							
VT 29E	1	1	1					1							
T 29	3	3	3					3							
CARGO LIGHT RCP	11	11	11	6				5							
CARGO LIGHT	11	11	11	6				5							
C123J	4	4								4	4				
C123	4	4								4	4				
CARGO ASLT RCP	4	4								4	4				
CARGO ASLT	4	4								4	4				
CARGO	278	278	235	228				7		43	38		5		
T 33A	131	131	123	123						8	7		1		
T 33	131	131	123	123						8	7		1		
TRAINER JET	131	131	123	123						8	7		1		
TRAINER	131	131	123	123						8	7		1		
TRAINER	131	131	123	123						8	7		1		
O 2A	80	80	67	67						13			13		
O 2	80	80	67	67						13			13		
OBSERVE RCP	80	80	67	67						13			13		
OBSERVE	80	80	67	67						13			13		
OBSERVE	80	80	67	67						13			13		

CONFIDENTIAL

Approved for Release
 Authority: E.O. 13526
 Declassify on: OADR

CONFIDENTIAL

TABLE 144 - ANG AEROSPACE VEHICLE INVENTORY BY FUNCTIONAL DISTRIBUTION													
MISSION DESIGN SERIES	TOTAL	ACTIVE											IN-ACTIVE TOTAL
		TOTAL ACTIVE	OPERATING					NON-OPERATING					
		TOTAL OPERATING ACTIVE	TAC. & COM SUPP	TRNG	OPER SUPP	ADMIN	SPEC ACTY BUTIL TRAN	TEST & TEST SUPP	TOTAL NON-OPER. ACT	MAINT MOD IRAN	OTHER		
AIR NATIONAL GUARD													*
A 37E	50	50	48	48					2	2			
A 37	50	50	48	48					2	2			
ATTACK TACT JET	50	50	48	48					2	2			
ATTACK TACT	50	50	48	48					2	2			
ATTACK	50	50	48	48					2	2			
U 3A	35	35	33	31			1	1	2			2	
U 3E	16	16	15	15					1			1	
U 3	51	51	48	46			1	1	3			3	
U 10B	5	5	5	5									
U 10C	23	23	23	23									
U 10	28	28	28	28									
UTILITY RCP	79	79	76	74			1	1	3			3	
UTILITY	79	79	76	74			1	1	3			3	
UTILITY	79	79	76	74			1	1	3			3	
TOTAL	1919	1918	1650	1619	62		8	1	228	161	67	1	

CONFIDENTIAL

DOWNGRADED TO:
 UNCLASSIFIED AFTER 1 YEAR
 Authority: AFM 65-110
 Paragraph 11c, 1 Aug. 68

CONFIDENTIAL

TABLE 144 — ANGAEROSPACE VEHICLE INVENTORY BY FUNCTIONAL DISTRIBUTION													
MISSION DESIGN SERIES	TOTAL	ACTIVE											IN- ACT- IVE TOTAL
		TOTAL ACTIVE	OPERATING					NON-OPERATING					
			TOTAL OPER- ATING ACTIVE	TAC. & COM SUPP	TRNG	OPER SUPP	ADMIN	SPEC ACTY UTIL TRAN	TEST & TEST SUPP	TOTAL NON- OPER. ACT	MAINT MOD IRAN	OTHER	
AIR NATIONAL GUARD OS													
F104C	12	12	12	12									
F104C	3	3	3	3									
F104	15	15	15	15									
FIGHTER TACT JET	15	15	15	15									
FIGHTER TACT	15	15	15	15									
F102A	17	17	17	17									
TF-102A	2	2	2	2									
F102	19	19	19	19									
F104B	2	2	2			2							
F104	2	2	2			2							
FIGHTER INTCP JET	21	21	21	19	2								
FIGHTER INTCP	21	21	21	19	2								
FIGHTER	36	36	36	34	2								
C 54E	1	1	1	1									
C 54M	2	2	2	2									
C 54	3	3	3	3									
CARGO MED RCP	3	3	3	3									
CARGO MED	3	3	3	3									
C123J	4	4	4	4									
C123	4	4	4	4									
CARGO ASLT RCP	4	4	4	4									
CARGO ASLT	4	4	4	4									
CARGO	7	7	7	7									

CONFIDENTIAL

DOWNGRADED TO:
 UNCLASSIFIED AFTER 1 YEAR
 Authority: AFM 65-110
 Paragraph 11c, 1 Aug. 68

CONFIDENTIAL

TABLE 144 - ANG AEROSPACE VEHICLE INVENTORY BY FUNCTIONAL DISTRIBUTION													
MISSION DESIGN SERIES	TOTAL	ACTIVE										IN-ACTIVE TOTAL	
		TOTAL ACTIVE	OPERATING						NON-OPERATING				
			TOTAL OPERATING ACTIVE	TAC. & COM SUPP	TRNG	OPER SUPP	ADMIN	SPEC ACTY BUTIL TRAN	TEST & TEST SUPP	TOTAL NON-OPER. ACT	MAINT MOD IRAN		OTHER
AIR NATIONAL GUARD US													14
U 3A	1	1	1					1					
U 3	1	1	1					1					
UTILITY RCP	1	1	1					1					
UTILITY	1	1	1					1					
UTILITY	1	1	1					1					
TOTAL	44	44	44	41	2			1					
GRAND TOTAL ANG	1963	1962	1734	1660	64			9	1	228	161	67	1

CONFIDENTIAL

DOWNGRADED TO:
UNCLASSIFIED AFTER 1 YEAR
Authority: AFM 65-110
Paragraph 11c, 1 Aug. 68

Source: Data Applications Division, Data Services Center,
Comptroller of the Air Force

UNCLASSIFIED

(This page is unclassified)

UNCLASSIFIED

(This page is unclassified)

CONFIDENTIAL**TABLE 145 - AGE (IN MONTHS) DISTRIBUTION OF AIR NATIONAL GUARD ACTIVE**

MISSION, DESIGN, SERIES	AVERAGE AGE IN MONTHS	TOTAL AIRCRAFT	ACTIVE AIRCRAFT											
			0 Thru 12	13 Thru 24	25 Thru 36	37 Thru 48	49 Thru 60	61 Thru 72	73 Thru 84	85 Thru 96	97 Thru 108	109 Thru 120	121 Thru 132	133 Thru 144
GRAND TOTAL	164.6	2,015	5	76	19	10	59	10	22	15	16	19	45	114
TANKER - TOTAL	200.2	77	-	-	-	-	-	-	-	-	-	-	-	-
KC-97L	200.2	77	-	-	-	-	-	-	-	-	-	-	-	-
FIGHTER - TOTAL	171.6	1,096	-	-	-	-	-	-	-	2	10	14	12	28
F-84F	204.5	72	-	-	-	-	-	-	-	-	-	-	-	-
F-100C	190.6	173	-	-	-	-	-	-	-	-	-	-	-	-
F-100D	172.7	234	-	-	-	-	-	-	-	-	-	-	-	-
F-100F	165.4	111	-	-	-	-	-	-	-	-	-	-	-	-
NF-100F	164.0	2	-	-	-	-	-	-	-	-	-	-	-	-
F-101B	140.0	92	-	-	-	-	-	-	-	-	-	-	2	69
F-101F	140.4	42	-	-	-	-	-	-	-	-	-	-	4	24
TF-101F	158.0	4	-	-	-	-	-	-	-	-	-	-	-	1
F-102A	170.2	208	-	-	-	-	-	-	-	-	-	-	-	-
TF-102A	166.9	30	-	-	-	-	-	-	-	-	-	-	-	-
F-104B	158.0	2	-	-	-	-	-	-	-	-	-	-	-	-
F-104C	152.0	17	-	-	-	-	-	-	-	-	-	-	-	-
F-104D	148.0	3	-	-	-	-	-	-	-	-	-	-	-	-
F-105B	146.9	41	-	-	-	-	-	-	-	-	-	-	-	15
F-105D	117.9	55	-	-	-	-	-	-	-	2	14	12	22	5
F-105F	89.0	10	-	-	-	-	-	-	2	8	-	-	-	-
RECONNAISSANCE - TOTAL	167.4	206	-	-	-	-	-	10	20	5	-	-	-	-
EC-121S	191.0	4	-	-	-	-	-	-	-	-	-	-	-	-
RB-57A	208.4	14	-	-	-	-	-	-	-	-	-	-	-	-
RB-57C	197.0	1	-	-	-	-	-	-	-	-	-	-	-	-
RF-4C	76.1	35	-	-	-	-	-	10	20	5	-	-	-	-
RF-84F	181.9	21	-	-	-	-	-	-	-	-	-	-	-	-
RF-101A	170.7	13	-	-	-	-	-	-	-	-	-	-	-	-
RF-101B	149.0	1	-	-	-	-	-	-	-	-	-	-	-	-
RF-101C	159.0	63	-	-	-	-	-	-	-	-	-	-	-	-
RF-101G	169.8	25	-	-	-	-	-	-	-	-	-	-	-	-
RF-101H	165.0	29	-	-	-	-	-	-	-	-	-	-	-	-
SEARCH & RESCUE - TOTAL	227.0	2	-	-	-	-	-	-	-	-	-	-	-	-
HU-16B	227.0	2	-	-	-	-	-	-	-	-	-	-	-	-
CARGO - TOTAL	209.0	284	-	-	-	-	-	-	-	-	-	4	2	-
VB-26B	315.5	2	-	-	-	-	-	-	-	-	-	-	-	-
C-47A	330.0	3	-	-	-	-	-	-	-	-	-	-	-	-
VC-47A	332.0	3	-	-	-	-	-	-	-	-	-	-	-	-
C-54D	315.4	11	-	-	-	-	-	-	-	-	-	-	-	-
VC-54D	315.5	2	-	-	-	-	-	-	-	-	-	-	-	-
C-54E	318.5	10	-	-	-	-	-	-	-	-	-	-	-	-
VC-54E	319.0	3	-	-	-	-	-	-	-	-	-	-	-	-
C-54G	314.4	17	-	-	-	-	-	-	-	-	-	-	-	-
VC-54G	314.0	3	-	-	-	-	-	-	-	-	-	-	-	-
C-54M	318.8	10	-	-	-	-	-	-	-	-	-	-	-	-
C-97E	239.0	1	-	-	-	-	-	-	-	-	-	-	-	-
C-97G	209.0	19	-	-	-	-	-	-	-	-	-	-	-	-
C-119G	203.1	27	-	-	-	-	-	-	-	-	-	-	-	-
C-121C	189.8	23	-	-	-	-	-	-	-	-	-	-	-	-
VC-121C	188.0	2	-	-	-	-	-	-	-	-	-	-	-	-
C-121G	203.0	17	-	-	-	-	-	-	-	-	-	-	-	-
C-123J	164.4	8	-	-	-	-	-	-	-	-	-	-	-	-
C-124C	209.4	63	-	-	-	-	-	-	-	-	-	-	-	-

CONFIDENTIAL

DOWNGRADED TO:
 UNCLASSIFIED AFTER 1 YEAR
 Authority: AFM 88-110
 Paragraph 11c, 1 Aug. 88

CONFIDENTIAL

AIRCRAFT BY MISSION, DESIGN, AND SERIES, WORLD-WIDE -- 30 SEPT 1971

BY AGE (IN MONTHS)														MISSION, DESIGN, SERIES		
145 Thru 156	157 Thru 168	169 Thru 180	181 Thru 192	193 Thru 204	205 Thru 216	217 Thru 228	229 Thru 240	241 Thru 252	253 Thru 264	265 Thru 276	277 Thru 288	289 Thru 300	301 Thru 312		313 Thru 324	
<u>136</u>	<u>347</u>	<u>427</u>	<u>233</u>	<u>180</u>	<u>182</u>	<u>32</u>	<u>2</u>	<u>1</u>	-	-	-	-	<u>3</u>	<u>62</u>	<u>GRAND - TOTAL</u>	
-	-	<u>1</u>	<u>29</u>	<u>15</u>	<u>19</u>	<u>13</u>	-	-	-	-	-	-	-	-	<u>TANKER - TOTAL</u>	
-	-	<u>1</u>	<u>29</u>	<u>15</u>	<u>19</u>	<u>13</u>	-	-	-	-	-	-	-	-	KC-97L	
<u>103</u>	<u>210</u>	<u>323</u>	<u>157</u>	<u>87</u>	<u>36</u>	-	-	-	-	-	-	-	-	-	<u>FIGHTER - TOTAL</u>	
-	-	-	-	<u>36</u>	<u>36</u>	-	-	-	-	-	-	-	-	-	F-84F	
-	-	-	<u>122</u>	<u>51</u>	-	-	-	-	-	-	-	-	-	-	F-100C	
13	36	166	19	-	-	-	-	-	-	-	-	-	-	-	F-100D	
10	67	34	-	-	-	-	-	-	-	-	-	-	-	-	F-100F	
-	2	-	-	-	-	-	-	-	-	-	-	-	-	-	NF-100F	
21	-	-	-	-	-	-	-	-	-	-	-	-	-	-	F-101B	
14	-	-	-	-	-	-	-	-	-	-	-	-	-	-	F-101F	
-	3	-	-	-	-	-	-	-	-	-	-	-	-	-	TF-101F	
-	79	113	16	-	-	-	-	-	-	-	-	-	-	-	F-102A	
-	20	10	-	-	-	-	-	-	-	-	-	-	-	-	TF-102A	
-	2	-	-	-	-	-	-	-	-	-	-	-	-	-	F-104B	
16	1	-	-	-	-	-	-	-	-	-	-	-	-	-	F-104C	
3	-	-	-	-	-	-	-	-	-	-	-	-	-	-	F-104D	
26	-	-	-	-	-	-	-	-	-	-	-	-	-	-	F-105B	
-	-	-	-	-	-	-	-	-	-	-	-	-	-	-	F-105D	
-	-	-	-	-	-	-	-	-	-	-	-	-	-	-	F-105F	
<u>21</u>	<u>78</u>	<u>45</u>	<u>11</u>	<u>2</u>	<u>14</u>	-	-	-	-	-	-	-	-	-	<u>RECONNAISSANCE -</u>	
-	-	-	<u>3</u>	<u>1</u>	<u>14</u>	-	-	-	-	-	-	-	-	-	<u>TOTAL</u>	
-	-	-	-	1	-	-	-	-	-	-	-	-	-	-	EC-121S	
-	-	-	-	1	-	-	-	-	-	-	-	-	-	-	RB-57A	
-	-	-	-	-	-	-	-	-	-	-	-	-	-	-	RB-57C	
-	-	-	-	-	-	-	-	-	-	-	-	-	-	-	RF-4C	
-	-	13	8	-	-	-	-	-	-	-	-	-	-	-	RF-84F	
-	2	11	-	-	-	-	-	-	-	-	-	-	-	-	RF-101A	
1	-	-	-	-	-	-	-	-	-	-	-	-	-	-	RF-101B	
20	43	-	-	-	-	-	-	-	-	-	-	-	-	-	RF-101C	
-	5	20	-	-	-	-	-	-	-	-	-	-	-	-	RF-101G	
-	28	1	-	-	-	-	-	-	-	-	-	-	-	-	RF-101H	
-	-	-	-	-	-	1	1	-	-	-	-	-	-	-	<u>SEARCH AND RESCUE -</u>	
-	-	-	-	-	-	1	1	-	-	-	-	-	-	-	<u>TOTAL</u>	
-	-	-	-	-	-	-	-	-	-	-	-	-	-	-	HU-16B	
-	<u>24</u>	<u>27</u>	<u>32</u>	<u>38</u>	<u>75</u>	<u>15</u>	<u>1</u>	<u>1</u>	-	-	-	-	<u>2</u>	<u>62</u>	<u>CARGO - TOTAL</u>	
-	-	-	-	-	-	-	-	-	-	-	-	-	-	2	VB-26B	
-	-	-	-	-	-	-	-	-	-	-	-	-	-	3	C-47A	
-	-	-	-	-	-	-	-	-	-	-	-	-	-	3	VC-47A	
-	-	-	-	-	-	-	-	-	-	-	-	-	-	11	C-54D	
-	-	-	-	-	-	-	-	-	-	-	-	-	-	2	VC-54D	
-	-	-	-	-	-	-	-	-	-	-	-	-	-	10	C-54E	
-	-	-	-	-	-	-	-	-	-	-	-	-	-	3	VC-54E	
-	-	-	-	-	-	-	-	-	-	-	-	-	2	15	C-54G	
-	-	-	-	-	-	-	-	-	-	-	-	-	-	1	2	VC-54G
-	-	-	-	-	-	-	-	-	-	-	-	-	-	10	C-54M	
-	-	-	-	-	-	-	-	-	-	-	-	-	-	1	C-97E	
-	-	1	1	1	12	4	-	-	-	-	-	-	-	-	C-97G	
-	-	-	1	15	11	-	-	-	-	-	-	-	-	-	C-119C	
-	-	-	18	5	-	-	-	-	-	-	-	-	-	-	C-121C	
-	-	-	2	-	-	-	-	-	-	-	-	-	-	-	VC-121C	
-	1	-	-	1	15	-	-	-	-	-	-	-	-	-	C-121G	
-	8	-	-	-	-	-	-	-	-	-	-	-	-	-	C-123J	
-	-	-	-	16	37	10	-	-	-	-	-	-	-	-	C-124C	

CONFIDENTIAL

DOWNGRADED TO:
UNCLASSIFIED AFTER 1 YEAR
 Authority: AFM 65-110
 Paragraph 11c, 1 Aug. 68

CONFIDENTIAL

TABLE 145 - AGE (IN MONTHS) DISTRIBUTION OF AIR NATIONAL GUARD ACTIVE

MISSION, DESIGN, SERIES	AVERAGE AGE IN MONTHS	TOTAL AIRCRAFT	ACTIVE AIRCRAFT											
			0 Thru 12	13 Thru 24	25 Thru 36	37 Thru 48	49 Thru 60	61 Thru 72	73 Thru 84	85 Thru 96	97 Thru 108	109 Thru 120	121 Thru 132	123 Thru 144
<u>CARGO (Continued)</u>														
C-130A	173.1	51	-	-	-	-	-	-	-	-	-	-	-	-
C-130B	118.0	6	-	-	-	-	-	-	-	-	-	4	2	-
VT-29B	225.5	2	-	-	-	-	-	-	-	-	-	-	-	-
VT-29E	224.0	1	-	-	-	-	-	-	-	-	-	-	-	-
<u>TRAINER - TOTAL</u>	<u>191.4</u>	<u>125</u>	-	-	-	-	-	-	-	-	-	-	-	-
T-33A	191.4	125	-	-	-	-	-	-	-	-	-	-	-	-
<u>ATTACK - TOTAL</u>	<u>17.8</u>	<u>50</u>	<u>5</u>	<u>35</u>	<u>10</u>	-	-	-	-	-	-	-	-	-
A-37B	17.8	50	5	35	10	-	-	-	-	-	-	-	-	-
<u>UTILITY - TOTAL</u>	<u>35.2</u>	<u>175</u>	-	<u>41</u>	<u>9</u>	<u>10</u>	<u>59</u>	-	-	-	<u>2</u>	<u>2</u>	<u>15</u>	-
O-2A	34.6	96	-	41	9	10	36	-	-	-	-	-	-	-
U-3A	163.8	36	-	-	-	-	-	-	-	-	-	-	-	-
U-3B	127.8	15	-	-	-	-	-	-	-	-	-	-	15	-
U-10B	109.4	5	-	-	-	-	-	-	-	-	2	3	-	-
U-10D	52.0	23	-	-	-	-	23	-	-	-	-	-	-	-

Source: Data Applications Division, Data Services Center, Comptroller of the Air Force

DOWNGRADED TO: UNCLASSIFIED AFTER 1 YEAR Authority: AFM 65-110 Paragraph 11c, 1 Aug. 68
--

CONFIDENTIAL

CONFIDENTIAL

AIRCRAFT BY MISSION, DESIGN, AND SERIES, WORLD-WIDE -- 30 SEPT 1971 (CONTINUED)

BY AGE (IN MONTHS)															MISSION, DESIGN, SERIES	
145 Thru 156	157 Thru 168	169 Thru 180	181 Thru 192	193 Thru 204	205 Thru 216	217 Thru 228	229 Thru 240	241 Thru 252	253 Thru 264	265 Thru 276	277 Thru 288	289 Thru 300	301 Thru 312	313 Thru 324		
-	15	26	10	-	-	-	-	-	-	-	-	-	-	-	-	<u>CARGO (Continued)</u>
-	-	-	-	-	-	-	1	1	-	-	-	-	-	-	-	C-130A
-	-	-	-	-	-	-	-	-	-	-	-	-	-	-	-	C-130B
-	-	-	-	-	-	1	-	-	-	-	-	-	-	-	-	VT-29B
-	-	-	-	-	-	-	-	-	-	-	-	-	-	-	-	VT-29E
<u>5</u>	<u>20</u>	<u>17</u>	<u>4</u>	<u>38</u>	<u>38</u>	<u>3</u>	-	-	-	-	-	-	-	-	-	<u>TRAINER - TOTAL</u>
5	20	17	5	38	38	3	-	-	-	-	-	-	-	-	-	T-33A
-	-	-	-	-	-	-	-	-	-	-	-	-	-	-	-	<u>ATTACK - TOTAL</u>
-	-	-	-	-	-	-	-	-	-	-	-	-	-	-	-	A-37B
<u>7</u>	<u>15</u>	<u>14</u>	-	-	-	-	-	-	-	-	-	-	-	-	-	<u>UTILITY - TOTAL</u>
7	15	14	-	-	-	-	-	-	-	-	-	-	-	-	-	O-2A
-	-	-	-	-	-	-	-	-	-	-	-	-	-	-	-	U-3A
-	-	-	-	-	-	-	-	-	-	-	-	-	-	-	-	U-3B
-	-	-	-	-	-	-	-	-	-	-	-	-	-	-	-	U-10B
-	-	-	-	-	-	-	-	-	-	-	-	-	-	-	-	U-10D

DOWNGRADED TO:
 UNCLASSIFIED AFTER 1 YEAR
 Authority: AFM 65-110
 Paragraph 11c, 1 Aug. 68

SECRET

TABLE 146 - AIR NATIONAL GUARD AVERAGE AIRCRAFT AND HOURS FLOWN BY QUARTER, WORLD-WIDE - FY 1971

MISSION, DESIGN, AND SERIES	TOTAL AVERAGE AIRCRAFT	TOTAL HOURS FLOWN	FIRST QUARTER		SECOND QUARTER		THIRD QUARTER		FOURTH QUARTER	
			AVERAGE AIRCRAFT	HOURS FLOWN	AVERAGE AIRCRAFT	HOURS FLOWN	AVERAGE AIRCRAFT	HOURS FLOWN	AVERAGE AIRCRAFT	HOURS FLOWN
KC 97G/L	30	10,088	-	-	-	-	55	4,491	64	5,597
KC 97L	25	10,298	49	5,330	50	4,968	-	-	-	-
TANKER - TOTAL	55	20,386	49	5,330	50	4,968	55	4,491	64	5,597
F105B	34	7,092	36	1,688	39	1,678	32	1,547	30	2,179
F105D	7	1,162	-	-	-	-	8	168	21	994
F105F	1	288	-	-	-	-	2	56	2	152
F104B	2	196	2	55	2	34	2	31	2	76
F104C	14	1,972	12	688	16	331	15	426	14	607
F104D	3	627	3	229	3	95	3	120	3	183
F102A	227	58,264	243	17,482	237	13,793	225	12,845	202	14,144
TF102A	31	7,794	32	7,092	34	1,799	31	1,942	27	1,961
F181B	49	10,204	40	2,215	45	2,023	43	2,099	66	3,867
F/TF101F	18	3,959	11	612	13	561	18	994	28	1,772
F100C	180	35,421	163	11,221	192	9,500	180	6,852	184	7,848
F100D	57	6,389	23	682	51	1,224	66	1,096	86	3,387
F100F	44	10,711	33	2,599	43	2,145	46	2,310	53	3,657
F 86H	9	1,757	26	1,295	11	460	-	2	-	-
F 84F	201	38,355	231	13,558	223	9,255	190	7,232	159	8,310
FIGHTER - TOTAL	877	184,111	855	54,336	909	42,918	861	37,720	877	49,137
EC121C/D/K/P/S	1	587	4	587	-	-	-	-	-	-
C/EC121D/G/Q/T	4	2,302	-	-	-	-	-	-	17	2,302
EC121D/S/T	2	934	-	-	4	647	4	287	-	-
RF101A/B/C/G/H	81	13,723	51	3,045	62	3,137	101	2,814	110	4,727
RF 84F	96	23,676	128	8,076	117	6,160	86	3,054	51	4,386
ER/RB 57A	24	6,298	22	2,203	24	1,456	25	1,219	23	1,424
R/RB 57C	1	369	1	186	1	88	1	78	1	97
B/R/RB 57E	1	161	1	58	1	61	1	28	1	14
RF 4C	4	210	-	-	-	-	2	2	15	208
RECONNAISSANCE - TOTAL	214	48,260	207	14,075	209	11,549	220	9,478	218	13,158
HU 16B	15	4,197	14	1,203	15	868	17	849	13	1,277
SEARCH AND RESCUE - TOTAL	15	4,197	14	1,203	15	868	17	849	13	1,277
A/D/R/W/C130A	10	3,100	-	-	-	-	13	905	27	2,195
C/AC/DC/HC130A	5	1,677	11	859	8	818	-	-	-	-
C130B	n	145	-	-	-	-	-	-	1	145
C124C	77	49,066	83	14,144	78	12,260	75	11,276	70	11,406
C123J	5	2,627	6	611	7	485	4	535	4	996
C121C	17	8,146	23	2,887	23	2,574	22	2,685	-	-
VC121C	2	907	2	264	2	182	1	180	2	281
C/EC121C/S	7	3,561	-	-	-	-	-	-	27	3,561
C121G	12	5,999	15	2,421	16	1,824	16	1,754	-	-
C119G/J	12	3,159	-	-	16	782	15	1,113	-	-
C/AC119G/J	3	1,249	13	1,249	-	-	-	-	16	1,264
C 97D/E/F/G/K	47	22,757	58	7,500	57	6,779	46	5,171	26	3,387
C/VC 54D/E/G/H	52	19,606	53	5,775	54	4,777	53	4,409	47	4,645
C/AC/VC 47A/B/D	8	2,054	8	752	9	442	7	367	7	493
VT 29E	1	510	1	125	1	124	1	174	-	87
CARGO - TOTAL	258	124,583	273	36,587	271	31,047	253	28,569	227	28,368
T 33A	116	29,676	114	7,581	114	6,700	116	6,748	118	8,647
T/VT 29B	2	915	2	161	2	246	2	215	2	293
TRAINER - TOTAL	118	30,591	116	7,742	116	6,946	118	6,963	120	8,940
U 2A/B	31	11,418	20	1,606	21	2,147	33	2,933	51	4,732
OBSERVATION - TOTAL	31	11,418	20	1,606	21	2,147	33	2,933	51	4,732
A 37A/B	34	8,606	20	1,283	34	1,718	44	2,746	37	2,859
ATTACK - TOTAL	34	8,606	20	1,283	34	1,718	44	2,746	37	2,859
VB 26	2	406	2	99	2	66	1	136	1	105
U 10A/B/D	26	6,724	25	1,957	25	1,409	27	1,254	26	2,104
U 3A/B	62	14,313	61	4,243	68	3,567	67	2,968	50	3,535
UTILITY - TOTAL	90	21,443	88	6,299	95	5,042	95	4,358	77	5,744
OPERATING ACTIVE - TOTAL	1,692	453,595	1,642	128,461	1,720	107,203	1,696	98,107	1,684	119,824
NON-OPERATING ACTIVE - TOTAL	27	2,923	36	748	60	712	9	702	3	761
TOTAL	1,719	456,518	1,678	129,209	1,780	107,915	1,705	98,809	1,687	120,585

SOURCE: DATA APPLICATIONS DIVISION, DATA SERVICES CENTER, COMPTROLLER OF THE AIR FORCE

SECRET

 DOWNGRADED TO:
 UNCLASSIFIED AFTER 1 YEAR
 Authority: AFM 88-118
 Paragraph 11a, 1 Aug 88

UNCLASSIFIED
COMPONENTS - RESERVE FORCES AND ROTC (CONTINUED)

333

AIR FORCE RESERVE OFFICERS TRAINING CORPS (AFROTC)



DEFINITIONS

PROFESSIONAL OFFICER COURSE (POC) - The third and fourth year program of instruction in Aerospace Studies.

AFROTC CADET ENROLLMENT - Air Force Reserve Officers' Training Corps cadets who participate in ROTC training in conjunction with the academic curriculum at civilian education institutions. Includes cadets who are tentatively accepted and conditionally enrolled in the POC pending determination of eligibility for enrollment.

AEROSPACE STUDIES - The official designation of the Air Force ROTC program of instruction.

GENERAL MILITARY COURSE (GMC) - The first and second years of instruction in Aerospace Studies.

CATEGORY I-N - Comprises cadets who qualify for navigator training.

CATEGORY I-P - Comprises cadets who qualify for pilot training.

CATEGORY II - Comprises cadets pursuing prescribed engineering and scientific courses of study.

CATEGORY III - Comprises cadets pursuing non-technical courses of study.

Source: Precommission Education Branch, Education Programs Division, Directorate of Personnel Programs, DCS/Personnel

UNCLASSIFIED

UNCLASSIFIED

TABLE 147 - AIR FORCE RESERVE OFFICER TRAINING CORPS (AFROTC) CADET ENROLLMENT
BY INSTITUTION, BY YEAR OF COURSE, BY STATE OR US POSSESSION - FY 1971

INSTITUTION BY STATE OR US POSSESSION	TOTAL	GENERAL MILITARY COURSE		PROFESSIONAL OFFICER COURSE	
		First Year	Second Year	First Year	Second Year
<u>TOTAL</u>	<u>28,080</u>	<u>12,093</u>	<u>6,171</u>	<u>4,750</u>	<u>5,066</u>
<u>ALABAMA - TOTAL</u>	<u>1,225</u>	<u>550</u>	<u>305</u>	<u>182</u>	<u>188</u>
Auburn University	570	247	145	93	85
Alabama, University of	448	187	122	66	73
Tuskegee Institute	207	116	38	23	30
<u>ARIZONA - TOTAL</u>	<u>603</u>	<u>307</u>	<u>116</u>	<u>97</u>	<u>83</u>
Arizona, University of	277	126	65	43	43
Arizona State University	326	181	51	54	40
<u>ARKANSAS - TOTAL</u>	<u>292</u>	<u>138</u>	<u>75</u>	<u>35</u>	<u>44</u>
Arkansas, University of	292	138	75	35	44
<u>CALIFORNIA - TOTAL</u>	<u>657</u>	<u>118</u>	<u>60</u>	<u>249</u>	<u>230</u>
Fresno State College	62	-	-	41	21
Loyola University of Los Angeles	123	62	27	15	19
San Jose State College	67	-	-	34	33
Stanford University	13	-	-	6	7
California, University of, Los Angeles	62	17	7	13	25
Southern California, University of	151	24	19	56	52
California Institute of Technology	21	-	-	8	13
San Diego State College	83	-	-	36	47
San Francisco State College	21	-	-	9	12
California, University of, Berkeley	54	15	7	31	1
<u>COLORADO - TOTAL</u>	<u>436</u>	<u>178</u>	<u>81</u>	<u>90</u>	<u>87</u>
Colorado State University	198	73	40	45	40
University of Northern Colorado	126	57	25	22	22
Colorado, University of	112	48	16	23	25
<u>CONNECTICUT - TOTAL</u>	<u>97</u>	<u>20</u>	<u>14</u>	<u>27</u>	<u>36</u>
Trinity College	7	-	-	3	4
Connecticut, University of	90	20	14	24	32
<u>DISTRICT OF COLUMBIA - TOTAL</u>	<u>130</u>	<u>37</u>	<u>28</u>	<u>33</u>	<u>32</u>
Georgetown University	18	-	-	14	4
Howard University	92	37	28	8	19
Catholic University of America	20	-	-	11	9
<u>FLORIDA - TOTAL</u>	<u>564</u>	<u>207</u>	<u>108</u>	<u>116</u>	<u>133</u>
Florida State University	180	37	39	48	56
Florida, University of	305	133	57	57	58
Miami, University of	79	37	12	11	19
<u>GEORGIA - TOTAL</u>	<u>821</u>	<u>395</u>	<u>189</u>	<u>118</u>	<u>119</u>
Georgia, University of	437	216	100	51	70
Georgia Institute of Technology	322	160	78	50	34
Emory University	62	19	11	17	15
<u>HAWAII - TOTAL</u>	<u>85</u>	<u>-</u>	<u>-</u>	<u>42</u>	<u>43</u>
Hawaii, University of	85	-	-	42	43
<u>IDAHO - TOTAL</u>	<u>81</u>	<u>33</u>	<u>21</u>	<u>17</u>	<u>10</u>
Idaho, University of	81	33	21	17	10

UNCLASSIFIED

TABLE 147 - AIR FORCE RESERVE OFFICER TRAINING CORPS (AFROTC) CADET ENROLLMENT
BY INSTITUTION, BY YEAR OF COURSE, BY STATE OR US POSSESSION - FY 1971 (CONTINUED)

INSTITUTION BY STATE OR US POSSESSION	TOTAL	GENERAL MILITARY COURSE		PROFESSIONAL OFFICER COURSE	
		First Year	Second Year	First Year	Second Year
<u>ILLINOIS - TOTAL</u>	405	126	58	114	107
Bradley University	87	38	18	16	15
Illinois, University of	127	30	21	30	46
Illinois Institute of Technology	26	-	-	18	8
Southern Illinois University	165	58	19	50	38
<u>INDIANA - TOTAL</u>	867	361	172	146	188
Butler University	43	16	11	9	7
Indiana University	140	72	26	22	20
Purdue University	309	133	58	45	73
Notre Dame, University of	235	103	52	36	44
Ball State University	10	-	-	2	8
Depauw University	44	11	11	9	13
Evansville, University of	86	26	14	23	23
<u>IOWA - TOTAL</u>	463	144	79	116	124
Coe College	70	26	15	16	13
Iowa State University	164	65	22	39	38
Iowa, University of	139	30	20	37	52
Drake University	81	23	22	22	14
Grinnell College	9	-	-	2	7
<u>KANSAS - TOTAL</u>	737	283	138	128	188
Kansas State University	364	141	53	58	112
Wichita, University of	150	59	37	24	30
Kansas, University of	109	31	26	23	29
Washburn University of Topeka	114	52	22	23	17
<u>KENTUCKY - TOTAL</u>	216	97	37	38	44
Kentucky, University of	143	69	23	22	29
Louisville, University of	73	28	14	16	15
<u>LOUISIANA - TOTAL</u>	940	441	185	156	158
Louisiana Tech University	276	165	48	31	32
Louisiana State University & A&M College	388	182	81	58	67
Southwestern Louisiana, University of	192	75	41	40	36
Tulane University	84	19	15	27	23
<u>MAINE - TOTAL</u>	26	6	3	9	8
Colby College	26	6	3	9	8
<u>MARYLAND - TOTAL</u>	302	176	50	35	41
Maryland, University of	302	176	50	35	41
<u>MASSACHUSETTS - TOTAL</u>	438	155	70	90	123
College of the Holy Cross	66	17	19	13	17
Lowell Technological Institute	199	92	26	37	44
Tufts University	15	-	-	3	12
Harvard University	8	-	-	-	8
Massachusetts Institute of Technology	53	16	7	17	13
Massachusetts, University of	97	30	18	20	29
<u>MICHIGAN - TOTAL</u>	463	195	83	85	100
Michigan State University	175	58	42	39	36
Detroit, University of	68	24	9	16	19
Michigan, University of	77	24	13	14	26
Michigan Technological University	143	89	19	16	19

UNCLASSIFIED

TABLE 147 - AIR FORCE RESERVE OFFICER TRAINING CORPS (AFROTC) CADET ENROLLMENT
BY INSTITUTION, BY YEAR OF COURSE, BY STATE OR US POSSESSION - FY 1971 (CONTINUED)

INSTITUTION BY STATE OR US POSSESSION	TOTAL	GENERAL MILITARY COURSE		PROFESSIONAL OFFICER COURSE	
		First Year	Second Year	First Year	Second Year
<u>MINNESOTA - TOTAL</u>	<u>341</u>	<u>112</u>	<u>66</u>	<u>67</u>	<u>96</u>
St. Olaf College	62	17	10	14	21
St. Thomas, College of	57	15	11	10	21
Minnesota, University of	130	43	29	24	34
Minnesota, University of (Duluth)	92	37	16	19	20
<u>MISSISSIPPI - TOTAL</u>	<u>517</u>	<u>281</u>	<u>127</u>	<u>60</u>	<u>49</u>
Mississippi State University	319	170	75	45	29
Mississippi, University of	198	111	52	15	20
<u>MISSOURI - TOTAL</u>	<u>425</u>	<u>164</u>	<u>89</u>	<u>74</u>	<u>98</u>
St. Louis University	237	89	57	32	59
Missouri, University of	188	75	32	42	39
<u>MONTANA - TOTAL</u>	<u>199</u>	<u>82</u>	<u>39</u>	<u>36</u>	<u>42</u>
Montana State University	107	50	17	19	21
Montana, University of	92	32	22	17	21
<u>NEBRASKA - TOTAL</u>	<u>267</u>	<u>98</u>	<u>46</u>	<u>90</u>	<u>33</u>
Nebraska, University of	167	50	27	75	15
Nebraska, University of Omaha	100	48	19	15	18
<u>NEW HAMPSHIRE - TOTAL</u>	<u>87</u>	<u>26</u>	<u>13</u>	<u>17</u>	<u>31</u>
New Hampshire, University of	79	26	13	17	23
Dartmouth College	8	-	-	-	8
<u>NEW JERSEY - TOTAL</u>	<u>497</u>	<u>192</u>	<u>111</u>	<u>85</u>	<u>109</u>
Rutgers, The State University	159	48	44	28	39
Newark College of Engineering	156	65	36	26	29
Stevens Institute of Technology	162	79	31	22	30
Princeton University	20	-	-	9	11
<u>NEW MEXICO - TOTAL</u>	<u>261</u>	<u>118</u>	<u>69</u>	<u>38</u>	<u>36</u>
New Mexico State University	228	118	69	23	18
New Mexico, University of	33	-	-	15	18
<u>NEW YORK - TOTAL</u>	<u>707</u>	<u>237</u>	<u>115</u>	<u>144</u>	<u>211</u>
Cornell University	72	29	11	16	16
Fordham University	55	19	9	15	12
New York University	33	-	2	12	19
Syracuse University	144	40	20	26	58
Union College	24	-	5	5	14
Rensselaer Polytechnic Institute	115	29	26	30	30
Manhattan College	234	120	42	31	41
State University of New York at Buffalo	30	-	-	9	21
<u>NORTH CAROLINA - TOTAL</u>	<u>679</u>	<u>316</u>	<u>141</u>	<u>111</u>	<u>111</u>
Duke University	40	6	5	17	12
North Carolina, University of	77	18	19	21	19
North Carolina State University	232	111	52	35	34
East Carolina University	147	71	29	25	22
North Carolina A&T State University	183	110	36	13	24
<u>NORTH DAKOTA - TOTAL</u>	<u>302</u>	<u>77</u>	<u>69</u>	<u>68</u>	<u>88</u>
North Dakota State University of A&AS	115	1	31	35	48
North Dakota, University of	187	76	38	33	40

UNCLASSIFIED

TABLE 147 - AIR FORCE RESERVE OFFICER TRAINING CORPS (AFROTC) CADET ENROLLMENT
BY INSTITUTION, BY YEAR OF COURSE, BY STATE OR US POSSESSION - FY 1971 (CONTINUED)

INSTITUTION BY STATE OR US POSSESSION	TOTAL	GENERAL MILITARY COURSE		PROFESSIONAL OFFICER COURSE	
		First Year	Second Year	First Year	Second Year
OHIO - TOTAL	<u>2164</u>	<u>1053</u>	<u>473</u>	<u>313</u>	<u>325</u>
Bowling Green State University	251	119	51	45	36
Case Western Reserve University	51	19	6	15	11
Kent State University	129	51	34	16	28
Miami University	312	198	57	24	33
The Ohio State University	603	265	170	80	88
Capital University	108	65	12	14	17
Ohio University	106	42	18	21	25
Ohio Wesleyan University	50	25	3	7	15
Denison University	82	27	19	13	23
Otterbein College	76	40	18	5	13
Akron, University of	229	107	53	43	26
Cincinnati, University of	167	95	32	30	10
OKLAHOMA - TOTAL	<u>770</u>	<u>307</u>	<u>154</u>	<u>140</u>	<u>169</u>
Oklahoma State University	413	187	82	69	75
Oklahoma, University of	254	91	45	54	64
Tulsa, University of	103	29	27	17	30
OREGON - TOTAL	<u>343</u>	<u>166</u>	<u>45</u>	<u>71</u>	<u>61</u>
Oregon State University	169	103	23	23	20
Oregon, University of	64	16	13	17	18
Portland, University of	91	47	9	20	15
Willamette University	19	-	-	11	8
PENNSYLVANIA - TOTAL	<u>1087</u>	<u>449</u>	<u>261</u>	<u>185</u>	<u>192</u>
Duquesne University	149	64	43	15	27
Gettysburg College	18	-	-	6	12
Lehigh University	169	83	38	27	21
The Pennsylvania State University	159	46	38	41	34
Pittsburgh, University of	124	55	22	23	24
Allegheny College	109	66	17	11	15
Grove City College	328	135	103	51	39
St. Joseph's College	31	-	-	11	20
RHODE ISLAND - TOTAL	<u>14</u>	<u>-</u>	<u>-</u>	<u>-</u>	<u>14</u>
Brown University	14	-	-	-	14
SOUTH CAROLINA - TOTAL	<u>1333</u>	<u>528</u>	<u>434</u>	<u>173</u>	<u>198</u>
The Citadel	700	258	243	91	108
Clemson University	427	190	120	60	57
South Carolina, University of	206	80	71	22	33
SOUTH DAKOTA - TOTAL	<u>358</u>	<u>181</u>	<u>64</u>	<u>45</u>	<u>68</u>
South Dakota State University	358	181	64	45	68
TENNESSEE - TOTAL	<u>2672</u>	<u>1579</u>	<u>808</u>	<u>150</u>	<u>135</u>
Memphis State University	2131	1302	691	77	61
Tennessee State University	283	175	74	17	17
South, University of the	25	-	-	12	13
Tennessee, University of	233	102	43	44	44

UNCLASSIFIED

TABLE 147 - AIR FORCE RESERVE OFFICER TRAINING CORPS (AFROTC) CADET ENROLLMENT
BY INSTITUTION, BY YEAR OF COURSE, BY STATE OR US POSSESSION - FY 1971 (CONTINUED)

INSTITUTION BY STATE OR US POSSESSION	TOTAL	GENERAL MILITARY COURSE		PROFESSIONAL OFFICER COURSE	
		First Year	Second Year	First Year	Second Year
<u>TEXAS - TOTAL</u>	2334	1037	542	405	350
Texas A&M University	1025	474	254	168	129
Baylor University	159	86	32	24	17
Southern Methodist University	126	53	33	25	15
Texas Tech University	363	182	97	45	39
Texas, University of	166	32	36	49	49
East Texas State University	108	48	22	18	20
North Texas State University	126	53	23	24	26
Southwest Texas State University	141	58	23	32	28
Texas Christian University	120	51	22	20	27
<u>UTAH - TOTAL</u>	726	314	123	147	142
Utah, University of	50	-	-	24	26
Brigham Young University	439	207	82	78	72
Utah State University of A&AS	237	107	41	45	44
<u>VERMONT - TOTAL</u>	80	33	16	12	19
St. Michael's College	80	33	16	12	19
<u>VIRGINIA - TOTAL</u>	670	226	180	149	115
Virginia Polytechnic Institute	291	96	93	57	45
Virginia Military Institute	277	103	66	67	41
Virginia, University of	102	27	21	25	29
<u>WASHINGTON - TOTAL</u>	405	123	79	88	115
Central Washington State College	25	-	-	12	13
Puget Sound, University of	59	22	9	13	15
Washington State University	172	67	39	29	37
Washington, University of	149	34	31	34	50
<u>WEST VIRGINIA - TOTAL</u>	352	131	84	63	74
West Virginia University	331	131	84	55	61
Davis and Elkins College	21	-	-	8	13
<u>WISCONSIN - TOTAL</u>	250	93	38	62	57
Wisconsin, University of	79	21	9	24	25
Wisconsin State University	151	72	29	29	21
Lawrence University of Wisconsin	20	-	-	9	11
<u>WYOMING - TOTAL</u>	139	69	27	22	21
Wyoming, University of	139	69	27	22	21
<u>PUERTO RICO - TOTAL</u>	253	134	86	12	21
University of Puerto Rico	253	134	86	12	21

SOURCE: Education Programs Division, Director of Personnel
Programs, DCS/Personnel

UNCLASSIFIED



Fiscal

PART XI

FISCAL

INTRODUCTION

This section reflects the funding operations of the various Air Force appropriations and/or funds with the respective major programs for the fiscal years indicated in the title of each table.

EXPLANATION OF TERMS

APPROPRIATION - An authorization by an Act of Congress to incur obligations for specified purposes and to make payments therefor out of the Treasury.

APPROPRIATION ACCOUNT - An account established to make amounts available for obligation and expenditure from the Treasury. Appropriation accounts include not only accounts to which money is appropriated, but also revolving funds, working funds, trust funds, etc. Appropriation accounts do not include official deposit funds.

APPROPRIATION REIMBURSEMENT - Amounts collected or to be collected for commodities, work or services furnished or to be furnished to another appropriation or fund or to an individual, firm or corporation which by law may be credited to an appropriation or fund account. Amounts to be collected include accounts receivable, reimbursements earned but not billed and amounts anticipated for the remainder of the year. They may also include inter-agency orders accepted and on hand for which delivery has not been made to the extent that this order is a valid obligation of this ordering agency and the collection will be credited to the appropriation being reported.

BUDGET PROGRAM - A subdivision established under an appropriation to identify a significant segment of Air Force operations.

DISBURSEMENT - The amount of expenditure checks issued and cash payments made, net of refunds received. Disbursements include all advances.

EXPENDITURE - Payment of obligations.

OUTLAY - Gross payments less reimbursements, refunds, and loan repayments received and credited to the appropriation or fund account. Consists of "expenditures" and "net lending". The terms "outlay" and "expenditure" are virtually synonymous for the Air Force, since the only difference is a relatively insignificant amount of "net lending".

FUND - A sum of money or other resource authorized by law to be set aside and to be used or expended only for specified purposes.

OBLIGATION - The amount of an order placed, contract awarded, or service received, or any transaction which establishes a legal requirement for the ultimate disbursement of funds.

OBLIGATIONS INCURRED - Amounts of orders placed, contracts awarded, services received, and similar transactions during a given period requiring future payment of money.

PROGRAM YEAR - A concept of accounting for funds, obligations, and expenditures under a no year appropriation by identification of transactions in fiscal year segments identified by the fiscal year in which individual items were planned for obligation, without regard to the fiscal year in which the transactions were actually accomplished.

PROJECT ACCOUNT CLASSIFICATION - A subdivision of an appropriation or fund for administrative use.

UNLIQUIDATED OBLIGATION - An obligation incurred for which payment has not been made.

UNOBLIGATED BALANCE - That portion of an authorization which has not been obligated.

UNCLASSIFIED

340

TABLE 148 - DEPARTMENT OF THE AIR FORCE STATUS OF GROSS UNLIQUIDATED OBLIGATIONS - BEGINNING AND END OF FY 1971

(Figures are in millions of dollars and do not necessarily add to totals due to rounding. Figures in parentheses denote minus amounts.)

APPROPRIATION	UNLIQUIDATED OBLIGATIONS 1 JUL 1970	OBLIGATIONS			LESS GROSS EXPENDITURES IN FY 1971	TRANSFER OF UNLIQUIDATED OBLIGATIONS TO "M" ACCOUNT	UNLIQUIDATED OBLIGATIONS CARRIED FORWARD INTO FY 1972
		Incurred In FY 1971	Recoveries In FY 1971	Available for Liquidation			
<u>ALL APPROPRIATIONS - TOTAL</u>	\$ <u>7,992.7</u>	\$ <u>24,537.7</u>	<u>113.2</u>	<u>32,646.5</u>	<u>25,072.8</u>	-	<u>7,573.6</u>
<u>Military Personnel - Total</u>	<u>168.8</u>	<u>6,625.7</u>	<u>55.1</u>	<u>6,849.6</u>	<u>6,659.8</u>	-	<u>189.8</u>
"M" Account - Prior Years	14.7	34.2	34.5	83.4	49.2	.1	34.3
FY 1969	16.4	16.2	16.1	48.7	32.5	(.1)	16.1
FY 1970	137.6	-	4.5	142.1	122.2	-	19.9
FY 1971	-	6,575.2	-	6,575.2	6,455.8	-	119.4
<u>Reserve Personnel - Total</u>	<u>8.0</u>	<u>96.7</u>	<u>1.4</u>	<u>106.1</u>	<u>91.7</u>	-	<u>14.4</u>
"M" Account - Prior Years	(*)	-	*	-	*	.1	.1
FY 1969	1.1	-	1.1	2.2	*	(.1)	2.1
FY 1970	6.9	-	.3	7.2	6.4	-	.8
FY 1971	-	96.7	-	96.7	85.2	-	11.5
<u>National Guard Personnel - Total</u>	<u>7.8</u>	<u>123.0</u>	<u>.3</u>	<u>131.1</u>	<u>119.5</u>	-	<u>11.6</u>
"M" Account - Prior Years	-	*	-	*	*	*	*
FY 1969	*	*	-	*	*	(*)	*
FY 1970	7.8	-	.3	8.1	7.3	-	.8
FY 1971	-	123.0	-	123.0	112.2	-	10.8
<u>Operation and Maintenance, Air Force - Total</u>	<u>756.2</u>	<u>6,803.8</u>	<u>54.7</u>	<u>7,614.7</u>	<u>6,838.8</u>	-	<u>775.9</u>
"M" Account - Prior Years	30.8	14.5	14.6	59.9	37.1	9.7	32.5
FY 1969	-	-	40.1	88.9	28.6	(9.7)	50.6
FY 1970	676.6	24.0	-	700.6	646.9	-	53.7
FY 1971	-	6,765.2	-	6,765.2	6,126.1	-	639.1
<u>Operation & Maintenance, Air National Guard - Total</u>	<u>49.0</u>	<u>375.4</u>	<u>2.5</u>	<u>426.9</u>	<u>372.0</u>	-	<u>54.9</u>
"M" Account - Prior Years1	*	-	.1	.1	*	*
FY 1969	4.0	-	2.1	6.1	1.9	(*)	4.2
FY 1970	44.9	-	.4	45.3	40.8	-	4.5
FY 1971	-	375.4	-	375.4	329.2	-	46.2
<u>Discontinued Procurement - Total</u>	<u>.4</u>	-	<u>(.8)</u>	<u>(.4)</u>	<u>(.8)</u>	-	<u>.4</u>
"M" Account - Prior Years4	-	(.8)	(.4)	(.8)	-	.4
<u>Aircraft Procurement - Total</u>	<u>2,897.6</u>	<u>4,172.3</u>	-	<u>7,069.9</u>	<u>4,449.5</u>	-	<u>2,620.4</u>
FY 1968 and Prior Years	537.7	81.5	-	616.5	492.5	-	127.2
FY 1969	1,135.1	338.4	-	1,473.5	1,181.4	-	292.1
FY 1970	1,227.5	958.4	-	2,185.9	1,479.3	-	706.6
FY 1971	-	2,794.0	-	2,794.0	1,298.9	-	1,495.1
Undistributed	(2.7)	-	-	-	(2.6)	-	(.6)

UNCLASSIFIED

UNCLASSIFIED

<u>Missile Procurement - Total</u>	<u>1,109.5</u>	<u>1,389.5</u>	-	<u>2,499.0</u>	<u>1,508.7</u>	-	<u>990.2</u>
FY 1968 and Prior Years	69.2	(2.3)	-	66.9	46.3	-	20.7
FY 1969	273.0	35.8	-	308.8	251.6	-	57.2
FY 1970	767.3	204.2	-	971.5	783.7	-	187.8
FY 1971	-	1,151.8	-	1,151.8	427.2	-	724.6
Undistributed	*	-	-	-	.1	-	(.1)
<u>Other Procurement - Total</u>	<u>1,437.0</u>	<u>1,413.8</u>	-	<u>2,850.8</u>	<u>1,763.8</u>	-	<u>1,085.0</u>
FY 1968 and Prior Years	220.8	(61.3)	-	159.5	122.9	-	36.5
FY 1969	299.2	(30.4)	-	268.8	166.7	-	102.2
FY 1970	918.5	160.4	-	1,078.9	847.6	-	231.3
FY 1971	-	1,345.1	-	1,345.1	628.8	-	716.3
Undistributed	(1.5)	-	-	(1.5)	(.2)	-	(1.3)
<u>Research, Development, Test & Evaluation - Total</u>	<u>1,377.8</u>	<u>3,123.4</u>	-	<u>4,501.2</u>	<u>2,995.7</u>	-	<u>1,505.5</u>
FY 1968 and Prior Years	133.9	(7.6)	-	126.3	85.2	-	41.2
FY 1969	241.1	35.1	-	276.2	203.2	-	72.9
FY 1970	1,017.5	341.9	-	1,359.4	1,055.9	-	303.5
FY 1971	-	2,754.0	-	2,754.0	1,664.7	-	1,089.3
Undistributed	(14.7)	-	-	(14.7)	(13.3)	-	(1.4)
<u>Military Construction, Air Force - Total</u>	<u>177.0</u>	<u>390.8</u>	-	<u>567.8</u>	<u>253.4</u>	-	<u>314.5</u>
FY 1968 and Prior Years	92.3	14.2	-	106.4	70.2	-	36.3
FY 1969	69.2	35.1	-	104.3	74.4	-	29.8
FY 1970	41.1	171.5	-	212.6	111.3	-	101.2
FY 1971	-	170.0	-	170.0	12.9	-	157.2
Undistributed	(25.5)	-	-	(25.5)	(15.4)	-	(10.1)
<u>Military Construction, Air Force Reserve - Total</u>	<u>1.0</u>	<u>6.3</u>	-	<u>7.3</u>	<u>3.5</u>	-	<u>3.8</u>
FY 1968 and Prior Years2	.5	-	.7	.5	-	.2
FY 19697	.1	-	.8	.8	-	.1
FY 19701	3.2	-	3.3	2.0	-	1.3
FY 1971	-	2.5	-	2.5	.2	-	2.2
Undistributed	-	-	-	-	-	-	-
<u>Military Construction, Air National Guard - Total</u>	<u>5.5</u>	<u>17.0</u>	-	<u>22.5</u>	<u>15.2</u>	-	<u>7.2</u>
FY 1968 and Prior Years	1.7	.8	-	2.5	2.3	-	.1
FY 1969	2.2	.2	-	2.4	2.2	-	.2
FY 1970	1.7	10.0	-	11.7	9.7	-	1.9
FY 1971	-	6.0	-	6.0	1.0	-	5.0
Undistributed	(*)	-	-	-	-	-	(*)

* Less than \$50,000.00

Source: Budget Management Division, Directorate of Budget, Comptroller of The Air Force

UNCLASSIFIED

TABLE 149 - DEPARTMENT OF THE AIR FORCE AMOUNTS AVAILABLE FOR OBLIGATION DURING FY 1971 REFLECTING NEW OBLIGATION AUTHORITY AND THE APPLICATION OF PRIOR YEAR UNOBLIGATED BALANCES

APPROPRIATION TITLES AND CITATION OF PUBLIC LAW FOR NEW OBLIGATING AUTHORITY ENACTED	NEW OBLIGATING AUTHORITY ENACTED	APPROPRI- ATION TRANSFERS	NET NEW OBLIGATING AUTHORITY	FY 1971 REIMBURSE- MENT	UNOBLIGATED CARRY-OVER APPLIED TO FY 1971 PROGRAM	TOTAL FY 1971 PROGRAM	UNOBLIGATED CARRY-OVER APPLIED TO PRIOR YEARS PROGRAM	TOTAL AVAILABLE FOR OBLIGATION DURING FY 1971
<u>ALL APPROPRIATIONS - TOTAL</u>	<u>\$ 22,397.9</u>	<u>\$ 103.0</u>	<u>\$ 22,500.9</u>	<u>\$ 1,438.9</u>	<u>\$ 4,054.5</u>	<u>\$ 27,994.3</u>	<u>\$ 2.2</u>	<u>\$ 27,999.2</u>
Military Personnel, A. F. PL 91-668	6,504.1	20.1	6,524.2	47.8	-	6,572.0	-	6,572.0
Reserve Personnel, A.F. PL 91-668	93.0	4.0	97.0	*	-	97.0	-	97.0
National Guard Personnel, A.F. PL 91-668	118.6	4.3	122.9	.4	-	123.3	-	123.3
Operation and Maintenance, A.F. PL 91-668	6,342.6	.7	6,343.3	420.3	12.5	6,776.0	-	6,776.0
Operation and Maintenance, A.N.G. PL 91-668	358.0	13.8	371.8	6.7	-	378.5	-	378.5
Aircraft Procurement, A.F. PL 91-668 - 91-441.	3,219.3	134.8	3,354.1	694.8	2,223.2	6,272.1	(28.0)	6,244.1
Missile Procurement, A.F. PL 91-668 - 91-441.	1,377.2	-	1,377.2	7.5	456.0	1,840.7	-	1,840.7
Other Procurement, A.F. PL 91-668 - 91-441.	1,338.7	(99.1)	1,239.6	73.5	603.3	1,916.5	-	1,916.5
Research, Development, Test and Evaluation PL 91-668 - 91-441.	2,750.3	24.2	2,774.5	187.2	452.0	3,413.7	28.0	3,441.7
Military Construction, A.F. PL 91-544 - 91-511.	284.1	.2	284.3	.7	285.1	570.1	5.2	575.3
Military Construction, A.F.R. PL 91-544 - 91-511.	4.0	-	4.0	-	8.1	12.1	-	12.1
Military Construction, A.N.G. PL 91-544 - 91-511.	8.0	-	8.0	-	14.3	22.3	-	22.3

* Less than \$50,000.00

Source: Budget Management Division, Directorate of Budget, Comptroller of the Air Force

UNCLASSIFIED

TABLE 150 -- DEPARTMENT OF THE AIR FORCE GROSS EXPENDITURES AND AMOUNTS AVAILABLE FOR EXPENDITURES DURING FY 1971

(Figures are in millions of dollars and do not necessarily add due to rounding. Figures in parentheses denote minus amounts).

APPROPRIATION	UNEKSPENDED BALANCE 1 JULY 1970	FY 1971 NEW EXPENDITURE AUTHORITY	APPROPRI- ATION TRANSFERS & NON-EXPENDI- TURES TRANSACTIONS	TOTAL AVAILABLE FOR EXPENDITURE	NET EXPENDITURES DURING FY 1971	RESTORATIONS PUBLIC LAW 798 & UNOBLI- GATED CARRY-OVER PRIOR YEARS	NET UNEKSPENDED BALANCE 30 JUNE 1971
MILITARY FUNCTIONS, AIR FORCE - TOTAL	\$ 11,356.4	22,218.2	144.1	33,718.7	23,801.8	61.4	9,978.5
DIRECT APPROPRIATIONS - TOTAL	10,591.4	22,397.9	108.1	33,097.3	23,785.4	61.4	9,373.6
Military Personnel	164.0	6,504.1	20.1	6,688.2	6,615.0	50.0	123.2
Reserve Personnel	8.0	93.0	4.0	105.0	91.6	(1.7)	11.7
National Guard Personnel	7.9	118.6	4.3	130.8	119.3	(1.6)	10.9
Operation and Maintenance, Air Force	653.5	6,342.6	.7	6,996.8	6,384.6	19.0	631.2
Operation and Maintenance, Air National Guard	47.9	358.0	13.8	419.7	364.8	(4.5)	50.4
Discontinued Procurement Appropriation4	-	-	.4	(.8)	(-.8)	.4
Aircraft Procurement	4,187.8	3,219.3	106.8	7,513.9	3,959.8	-	3,554.2
Missile Procurement	1,544.8	1,377.2	-	2,922.0	1,497.5	-	1,424.5
Other Procurement	1,870.0	1,338.7	(99.1)	3,109.6	1,673.7	-	1,435.9
Research, Development, Test and Evaluation	1,618.7	2,750.3	52.2	4,421.2	2,809.3	-	1,611.9
Military Construction, Air Force	459.5	284.1	5.3	748.8	251.9	-	497.1
Military Construction, Air Force Reserve	9.1	4.0	-	13.1	3.5	-	9.6
Military Construction, Air National Guard	19.8	8.0	-	27.8	15.2	-	12.6
MISCELLANEOUS ACCOUNTS - TOTAL	765.0	(179.7)	36.0	621.2	16.4	-	604.9
Air Force Management Fund	7.7	-	-	7.7	.5	-	7.2
Air Force Stock Fund	588.0	(179.7)	-	408.3	(48.2)	-	456.5
Air Force Industrial Fund	157.7	-	42.0	199.7	64.2	-	135.6
Defense Production Guarantees	11.5	-	(6.0)	5.5	(.1)	-	5.6

Source: Budget Management Division, Directorate of Budget, Comptroller of the Air Force

UNCLASSIFIED

344

TABLE 151 - DEPARTMENT OF THE AIR FORCE FUNDS AVAILABLE FOR OBLIGATION IN FY 1971 WITH ACTUAL OBLIGATIONS - DURING FY 1971

(Figures are in millions of dollars and do not necessarily add due to rounding. Figures in parentheses denote minus amounts.)

PRO-GRAM NUM-BER	APPROPRIATION AND PROGRAM TITLE	TOTAL OBLIGATION DURING FY 1971	CUMULATIVE OBLIGATIONS			
			First Quarter	Second Quarter	Third Quarter	Fourth Quarter
	<u>ALL DIRECT APPROPRIATIONS - TOTAL</u>	\$ 28,008.7	\$ 6,965.9	\$ 12,593.5	\$ 18,355.1	\$ 24,448.6
	<u>MILITARY PERSONNEL - TOTAL</u>	6,575.5	1,639.2	3,226.7	4,912.5	6,575.2
510	Pay and Allowances of Officers	1,944.3	478.8	948.5	1,446.2	1,944.3
530	Pay and Allowances of Enlisted Personnel	3,809.9	949.7	1,871.0	2,844.1	3,809.9
550	Pay and Allowances of Cadets	13.1	4.2	7.4	10.8	13.1
560	Subsistence of Enlisted Personnel	341.9	83.9	165.3	253.2	341.9
570	Movements - Permanent Change of Station	433.1	111.9	214.1	332.2	433.0
590	Other Military Personnel Costs	33.1	10.8	20.4	26.0	33.1
993	Refunds on Transportation of Persons and Things	-	(*)	(*)	(*)	(*)
999	Miscellaneous Personnel Costs	-	-	-	-	-
	Undistributed	-	-	-	-	-
	<u>RESERVE PERSONNEL - TOTAL</u>	97.0	26.2	50.7	69.9	96.7
720	Reserve Personnel	87.8	23.7	45.5	63.1	87.7
780	Reserve Officer Candidates	9.1	2.5	5.3	6.8	9.0
	<u>NATIONAL GUARD - TOTAL</u>	123.3	34.8	62.7	89.4	123.0
520	National Guard Personnel	123.3	34.8	62.7	89.4	123.0
	<u>OPERATION AND MAINTENANCE, AIR FORCE - TOTAL</u>	6,780.0	1,835.3	3,413.6	5,016.9	6,765.2
	MFP 1 Strategic Forces	1,051.7	411.5	736.3	1,054.7	1,056.6
	MFP 2 General Purpose Forces	1,116.0	282.5	475.4	707.4	1,120.8
	MFP 3 Intelligence & Communications	566.3	144.5	257.6	323.2	547.4
	MFP 4 Airlift	222.3	68.7	119.9	186.8	222.0
	MFP 5 Guard and Reserve Forces	162.6	34.4	71.3	112.1	157.3
	MFP 7 Central Supply & Maintenance	2,603.1	594.2	1,264.5	1,938.2	2,601.2
	MFP 8 Training, Med & Other Gen Pers Ac.	712.9	169.5	338.1	494.4	717.8
	MFP 9 Administration & Assoc Activities	196.0	42.9	80.3	129.9	194.4
	MFP 10 Military Assistance Activities	149.3	87.1	70.2	70.2	147.6
	Advances to OSA	-	-	-	-	-
	Undistributed	-	-	-	-	-

* Less than \$50,000.00

UNCLASSIFIED

UNCLASSIFIED

	<u>OPERATION AND MAINTENANCE, AIR NATIONAL GUARD - TOTAL</u>	\$ 378.5	\$ 85.6	\$ 168.9	\$ 263.2	\$ 378.4
410	Operation of Aircraft	43.5	11.0	21.2	29.7	43.4
430	Logistical Support	58.1	12.3	22.8	42.3	58.0
440	Training Support	274.3	61.7	123.7	189.3	271.4
470	Medical Support6	.1	.2	.4	.6
480	Service Wide Support	2.0	.4	.9	1.4	2.0
	Undistributed	-	-	-	-	-
	<u>FY 1971 AIRCRAFT PROCUREMENT - TOTAL</u>	<u>6,245.8</u>	<u>1,164.2</u>	<u>2,119.5</u>	<u>3,106.2</u>	<u>4,172.3</u>
	<u>AIRCRAFT PROCUREMENT FY 1971</u>	<u>4,162.4</u>	<u>681.4</u>	<u>879.1</u>	<u>1,959.8</u>	<u>2,794.0</u>
	<u>AIRCRAFT PROCUREMENT PRIOR YEARS</u>	<u>2,083.4</u>	<u>482.8</u>	<u>1,240.4</u>	<u>1,146.4</u>	<u>1,378.3</u>
1000	Aircraft Weapon System	1,701.8	424.2	712.0	908.0	1,229.0
1100	Modifications	538.6	31.2	91.0	226.9	297.7
1200	In-Service Direct Ground Support Equipment - Common	99.1	5.5	11.8	23.2	42.4
1300	Component Improvement	33.0	(*)	6.3	16.6	31.5
1400	Aircraft Industrial Facilities	27.5	*	.4	4.8	10.8
1500	Aircraft Replenishment Spares and Repair Parts	302.5	16.9	54.4	133.1	239.6
1600	Aircraft Initial Spares and Repair Parts	162.6	.1	6.2	18.0	53.3
1700	War Consumables	12.9	-	2.5	3.3	5.8
1800	Procurement for Other than AF	614.0	1.8	19.5	66.7	228.9
1900	Other Charges	670.4	201.6	336.4	559.3	655.0
9930	Refunds on Transportation of Persons and Things	-	(*)	(*)	(.1)	(.1)
	Undistributed	-	-	-	-	-
	<u>FY 1971 MISSILE PROCUREMENT - TOTAL</u>	<u>1,840.7</u>	<u>405.7</u>	<u>817.5</u>	<u>1,114.0</u>	<u>1,389.5</u>
	<u>MISSILE PROCUREMENT FY 1971</u>	<u>1,496.4</u>	<u>255.6</u>	<u>633.1</u>	<u>915.7</u>	<u>1,151.8</u>
	<u>PRIOR YEAR PROGRAMS</u>	<u>344.3</u>	<u>150.1</u>	<u>184.4</u>	<u>198.3</u>	<u>237.7</u>
2000	Missile Weapon System	708.7	123.7	368.0	476.8	542.2
2100	Modification	116.2	22.8	40.8	46.8	62.6
2200	Replacement Equipment & VATE	3.4	.1	.5	.9	1.1
2300	Space Programs	137.7	19.3	55.6	97.4	118.4
2400	Missile Industrial Facilities	5.0	-	*	.3	1.5
2500	Missile Replenishment Spares & Repair Parts	7.6	2.8	7.1	3.3	3.4
2600	Missile Initial Spares & Repair Parts	36.7	.7	4.3	7.3	20.3
2700	Special Projects	16.9	-	3.0	2.7	10.1
2800	Procurement Other than AF	4.3	-	*	.3	.4
2900	Other Charges	459.9	86.3	153.7	279.9	391.3
9930	Refunds on Transportation of Persons and Things	-	*	(*)	(*)	(*)

* Less than \$50,000.00

UNCLASSIFIED

TABLE 151 - DEPARTMENT OF THE AIR FORCE FUNDS AVAILABLE FOR OBLIGATION IN FY 1971 WITH ACTUAL OBLIGATIONS - DURING FY 1971 (CONTINUED)

PRO-GRAM NUM-BER	APPROPRIATION AND PROGRAM TITLE	TOTAL AVAILABLE FOR OBLIGATIONS DURING FY 1971	CUMULATIVE OBLIGATIONS			
			First Quarter	Second Quarter	Third Quarter	Fourth Quarter
	<u>FY 1971 OTHER PROCUREMENT - TOTAL</u>	<u>1,916.4</u>	<u>541.8</u>	<u>772.7</u>	<u>1,070.7</u>	<u>1,413.8</u>
	<u>OTHER PROCUREMENT FY 1971</u>	<u>1,605.6</u>	<u>463.2</u>	<u>689.3</u>	<u>951.3</u>	<u>1,345.1</u>
	<u>PRIOR YEAR PROGRAMS</u>	<u>310.8</u>	<u>78.6</u>	<u>83.4</u>	<u>119.4</u>	<u>68.7</u>
8100	Munitions and Associated Equipment	761.7	345.2	419.5	511.8	718.8
8200	Vehicular Equipment	68.9	.6	11.5	18.4	38.1
8400	Electronic and Telecommunications Equipment	238.8	20.8	48.0	66.5	130.8
8500	Other Base Maintenance and Support Equipment	454.1	94.6	202.8	326.1	412.8
8600	Other Industrial Facilities	2.0	*	.1	.2	.5
8700	Procurement for Other than Air Force	36.1	.1	4.0	14.8	25.0
8800	Equipment Modification	44.0	2.0	4.0	14.3	20.1
9930	Refunds on Transportation of Persons and Things	-	(.2)	(.5)	(.8)	(1.0)
	Undistributed	-	-	-	-	-
	<u>FY 1971 RESEARCH, DEVELOPMENT, TEST AND EVALUATION - TOTAL</u>	<u>3,441.7</u>	<u>1,125.9</u>	<u>1,794.6</u>	<u>2,457.6</u>	<u>3,123.4</u>
	<u>RESEARCH, DEVELOPMENT, TEST AND EVALUATION - FY 1971</u>	<u>3,031.8</u>	<u>992.9</u>	<u>1,438.7</u>	<u>2,107.1</u>	<u>2,754.0</u>
	<u>PRIOR YEAR PROGRAM - TOTAL</u>	<u>409.9</u>	<u>133.0</u>	<u>355.9</u>	<u>350.5</u>	<u>369.4</u>
601	First Destination Transportation	-	-	-	-	-
610	Aircraft and Related Equipment	762.9	374.7	457.4	603.8	724.4
620	Missiles and Related Equipment	786.0	254.6	413.9	552.5	731.3
630	Military Astronautics and Related Equipment	499.2	114.8	164.7	309.2	435.7
670	Other Equipment	490.4	122.7	166.2	300.2	394.1
680	Military Sciences	150.7	32.9	64.8	95.7	136.3
690	Program Wide Management and Support	342.7	93.2	171.8	245.9	332.3
993	Refunds on Transportation of Persons and Things	-	(*)	(*)	(.1)	(.1)
	<u>FY 1971 MILITARY CONSTRUCTION, AIR FORCE - TOTAL</u>	<u>575.4</u>	<u>96.2</u>	<u>152.0</u>	<u>238.3</u>	<u>390.8</u>
	<u>MILITARY CONSTRUCTION, AIR FORCE - FY 1971</u>	<u>271.4</u>	<u>.2</u>	<u>6.0</u>	<u>59.9</u>	<u>170.0</u>
	<u>PRIOR YEAR PROGRAMS - TOTAL</u>	<u>303.9</u>	<u>96.0</u>	<u>146.0</u>	<u>178.4</u>	<u>220.8</u>
310	Project Planning and Design	15.5	*	.8	3.7	5.6
320	Major Construction, Inside the US	208.1	-	4.1	42.8	138.1
330	Major Construction, Outside the US	33.8	-	-	10.3	14.4

* Less than \$50,000.00

UNCLASSIFIED

UNCLASSIFIED

TABLE 151 - DEPARTMENT OF THE AIR FORCE FUNDS AVAILABLE FOR OBLIGATION IN FY 1971 WITH ACTUAL OBLIGATIONS - DURING FY 1971 (CONTINUED)

PRO- GRAM NUM- BER	APPROPRIATION AND PROGRAM TITLE	TOTAL AVAILABLE FOR OBLIGATION DURING FY 1971	CUMULATIVE OBLIGATIONS			
			First Quarter	Second Quarter	Third Quarter	Fourth Quarter
	FY 1971 MILITARY CONSTRUCTION, AIR FORCE (Continued)					
340	Minor Construction	\$ 12.8	\$.1	\$.9	\$ 2.7	\$ 10.6
350	Support Activities	1.3	.1	.3	.3	.3
993	Appropriation Refunds	(*)	(*)	(*)	(*)	(*)
	Appropriation Transfer Account	-	-	-	-	-
	<u>FY 1971 MILITARY CONSTRUCTION, AIR FORCE RESERVE -</u> <u>TOTAL</u>	<u>12.1</u>	<u>1.1</u>	<u>2.4</u>	<u>4.0</u>	<u>6.3</u>
	<u>MILITARY CONSTRUCTION, AIR FORCE RESERVE - FY 1971</u>	<u>5.6</u>	<u>*</u>	<u>*</u>	<u>.5</u>	<u>2.5</u>
	<u>PRIOR YEAR PROGRAMS - TOTAL</u>	<u>6.5</u>	<u>1.1</u>	<u>3.3</u>	<u>3.5</u>	<u>3.8</u>
310	Project Planning & Design4	*	*	.1	.2
320	Major Construction	4.8	-	*	.3	2.1
340	Minor Construction3	-	-	*	.1
	<u>FY 1971 MILITARY CONSTRUCTION, AIR NATIONAL GUARD -</u> <u>TOTAL</u>	<u>22.3</u>	<u>9.9</u>	<u>11.2</u>	<u>12.4</u>	<u>17.0</u>
	<u>MILITARY CONSTRUCTION, AIR NATIONAL GUARD - FY 1971</u>	<u>9.9</u>	<u>*</u>	<u>.7</u>	<u>1.7</u>	<u>6.0</u>
	<u>PRIOR YEAR PROGRAMS - TOTAL</u>	<u>12.4</u>	<u>9.9</u>	<u>10.5</u>	<u>10.7</u>	<u>11.0</u>
310	Project Planning and Design8	*	.1	.2	.5
320	Major Construction	8.4	-	.5	1.2	5.0
340	Minor Construction7	-	.1	.3	.6

* Less than \$50,000.00

Source: Budget Management Division, Directorate of Budget, Comptroller of the Air Force

UNCLASSIFIED

TABLE 152 - DEPARTMENT OF THE AIR FORCE GROSS EXPENDITURES AGAINST FY 1971 PROGRAM - DURING FY 1971

(Figures are in millions of dollars and do not necessarily add to totals due to rounding. Figures in parentheses denote minus amounts.)

PROGRAM NUMBER	APPROPRIATION AND PROGRAM TITLE	GROSS EXPENDITURES - CUMULATIVE			
		First Quarter	Second Quarter	Third Quarter	Fourth Quarter
	<u>ALL DIRECT APPROPRIATIONS FY 1971 - TOTAL</u>	\$ 2,354.3	\$ 7,586.8	\$ 12,138.8	\$ 17,141.7
	<u>MILITARY PERSONNEL - TOTAL</u>	1,569.4	3,118.3	4,777.8	6,455.8
510	Pay and Allowances of Officers	470.1	931.6	1,436.4	1,936.6
530	Pay and Allowances of Enlisted Personnel	932.8	1,850.6	2,813.8	3,787.1
550	Pay and Allowances of Cadets	4.1	7.3	10.5	12.9
560	Subsistence of Enlisted Personnel	69.3	152.9	240.6	324.4
570	Movements - Permanent Change of Station	51.6	156.2	253.4	347.1
590	Other Military Personnel Costs	8.0	16.9	22.1	32.1
993	Appropriation Refunds on Transportation of Persons and Things	(*)	(*)	(*)	(*)
999	Miscellaneous Personnel Costs	5.1	2.8	.9	-
	Undistributed	28.4	-	-	15.8
	<u>RESERVE PERSONNEL - TOTAL</u>	21.3	42.3	61.6	85.2
720	Reserve Personnel	19.7	37.6	55.3	77.3
780	Reserve Officer Candidates	1.4	4.6	6.3	7.9
993	Appropriation Refunds	-	-	-	-
	Undistributed2	.1	.1	*
	<u>NATIONAL GUARD PERSONNEL - TOTAL</u>	28.2	54.5	81.5	112.2
520	National Guard Personnel	28.1	54.5	81.4	112.1
	Undistributed1	-	.1	*
	<u>OPERATION AND MAINTENANCE, AIR FORCE - TOTAL</u>	1,170.4	2,794.5	4,346.0	6,126.1
	MFP 1 Strategic Forces	279.8	614.1	952.3	948.9
	MFP 2 General Purpose Forces	152.1	358.9	597.4	1,024.6
	MFP 3 Intelligence & Communications	97.4	210.1	277.8	489.5
	MFP 4 Airlift	51.7	96.5	155.5	204.3
	MFP 5 Guard and Reserve Forces	24.1	60.9	102.0	141.7
	MFP 7 Central Supply & Maintenance	329.4	1,004.2	1,610.0	2,340.9
	MFP 8 Training, Med & Other Gen Pers Ac.	91.1	267.0	424.5	675.1
	MFP 9 Administration & Assoc Activities	26.1	63.9	112.1	188.6
	MFP 10 Military Assistance Activities	87.1	70.2	70.2	98.1
	Advances to GSA	27.0	27.0	27.0	27.0
	Undistributed Expenditure Trans.	4.6	21.6	17.1	(12.6)
	<u>OPERATION AND MAINTENANCE, AIR NATIONAL GUARD - TOTAL</u>	57.8	138.8	229.4	329.2
410	Operation of Aircraft	6.8	16.3	23.8	32.9
430	Logistical Support6	7.3	28.5	47.3
440	Training Support	48.6	112.6	174.0	245.6
470	Medical Support	*	.2	.3	.5
480	Service Wide Support4	.9	1.4	2.0
	Undistributed	1.4	1.5	1.4	1.0
	<u>AIRCRAFT PROCUREMENT - TOTAL</u>	265.6	657.9	1,033.0	1,298.9
1000	Aircraft Weapons System	84.4	319.2	475.6	516.9
1100	Modification	1.6	17.5	47.5	80.3
1200	In-Service Direct Ground Support Equipment - Common2	2.0	4.0	8.5
1300	Component Improvement	-	-	2.1	10.5
1400	Aircraft Industrial Facilities	-	*	.2	.5
1500	Aircraft Replenishment Spares and Repair Parts	2.0	6.7	29.0	61.8
1600	Aircraft Initial Spares and Repair Parts	-	*	1.5	6.9
1700	War Consumables	-	.5	1.2	2.0
1800	Procurement for Other Than Air Force1	4.3	11.5	30.1
1900	Other Charges	177.2	307.4	460.3	581.1
3010	Acft Weapons System, First Destination Trans1	.3	.2	-
9930	Refunds on Trans of Persons and Things	(*)	(*)	(.1)	(.1)

* = Less than \$50,000.00

UNCLASSIFIED

TABLE 152 - DEPARTMENT OF THE AIR FORCE GROSS EXPENDITURES AGAINST FY 1971 PROGRAM - DURING FY 1971 (CONTINUED)

PROGRAM NUMBER	APPROPRIATION AND PROGRAM TITLE	GROSS EXPENDITURES - CUMULATIVE			
		First Quarter	Second Quarter	Third Quarter	Fourth Quarter
	<u>MISSILE PROCUREMENT - TOTAL</u>	\$ 10.9	\$ 82.9	\$ 223.4	\$ 427.2
2000	Missile Weapon System	6.2	25.5	71.5	140.0
2100	Modification	1.0	3.9	9.7	22.4
2200	Replacement Equipment and VATE	.1	.1	.1	.2
2300	Space Program	1.0	5.6	13.9	29.1
2400	Missile Industrial Facilities	-	-	*	.1
2500	Missile Replenishment Spares and Repair Parts	-	.2	.2	1.0
2600	Missile Initial Spares and Repair Parts	-	.8	1.4	3.7
2700	Special Projects	-	-	.1	1.5
2800	Procurement Other Than Air Force	-	-	-	*
2900	Other Charges	2.5	46.8	126.3	229.0
3020	Missile Weapon System, First Destination Transportation	*	.1	.1	.2
9930	Refunds On Transportation of Persons and Things	*	(*)	(*)	(*)
	Undistributed	-	-	-	-
	<u>OTHER PROCUREMENT - TOTAL</u>	64.1	164.3	350.0	628.8
8100	Munitions and Associated	.7	14.4	70.9	262.8
8200	Vehicular Equipment	.1	.3	1.7	3.5
8400	Electronic and Telecommunications Equipment	.6	8.0	14.6	29.5
8500	Other Base Maintenance and Support Equipment	62.0	139.1	253.9	316.2
8600	Other Industrial Facilities	*	-	*	.1
8700	Procurement Other Than Air Force	*	.2	7.0	10.7
8800	Equipment Modification	.3	.5	1.0	3.3
9930	Refunds on Transportation of Persons and Things	(.2)	(.5)	(.8)	(1.0)
3080	Other Procurement, First Destination Transportation	.6	2.2	1.7	3.8
	Undistributed	-	-	-	-
	<u>RESEARCH, DEVELOPMENT, TEST AND EVALUATION - TOTAL</u>	166.5	532.9	1,033.1	1,664.7
601	First Destination Transportation	*	*	*	.1
610	Aircraft and Related Equipment	12.5	71.4	171.7	329.6
620	Missiles and Related Equipment	53.7	176.2	332.7	496.8
630	Military Astronautics and Related Equipment	17.8	66.7	154.0	232.0
670	Other Equipment	11.5	53.3	110.7	224.5
680	Military Sciences	11.2	29.5	51.7	80.0
690	Program Wide Management and Support	59.7	135.7	212.5	301.8
993	Refunds on Transportation of Persons and Things	(*)	(*)	(*)	(1)
	Undistributed	-	-	-	-
	<u>MILITARY CONSTRUCTION, AIR FORCE - TOTAL</u>	.1	.4	2.7	12.9
310	Project Planning and Design	.1	.1	.7	2.7
320	Major Construction, Inside the US	-	-	.8	6.6
330	Major Construction, Outside the US	-	-	.3	1.2
340	Minor Construction	*	.2	.8	2.3
350	Support Activities	*	.1	.1	.1
993	Refunds on Transportation of Persons and Things	(*)	(*)	(*)	(*)
	Appropriation Transfer Account	-	-	-	-
	<u>MILITARY CONSTRUCTION AIR FORCE RESERVE - TOTAL</u>	-	-	*	.2
310	Project Planning and Design	-	-	*	.1
320	Major Construction	-	-	-	.1
340	Minor Construction	-	-	*	*
	<u>MILITARY CONSTRUCTION, AIR NATIONAL GUARD - TOTAL</u>	-	*	.3	.5

* = Less Than \$50,000.00

Source: Budget Management Division, Directorate of Budget, Comptroller of the Air Force

UNCLASSIFIED

TABLE 153 - DEPARTMENT OF THE AIR FORCE GROSS EXPENDITURES AGAINST FY 1970 PROGRAM -
DURING FY 1971

(Figures are in millions of dollars and do not necessarily add to totals due to rounding. Figures in parentheses denote minus amounts.)

PRO-GRAM NUMBER	APPROPRIATION AND PROGRAM TITLE	GROSS EXPENDITURES - CUMULATIVE			
		First Quarter	Second Quarter	Third Quarter	Fourth Quarter
	<u>ALL DIRECT APPROPRIATIONS FY 1970 - TOTAL</u>	\$ 2,192.5	\$ 3,423.8	\$ 4,416.9	\$ 5,113.4
	<u>MILITARY PERSONNEL - TOTAL</u>	98.5	122.0	121.1	122.2
510	Pay and Allowances of Officers	8.6	8.9	9.0	9.1
530	Pay and Allowances of Enlisted Personnel	12.8	13.7	14.0	14.1
550	Pay and Allowances of Cadets	(.1)	(.1)	(.1)	(.1)
560	Subsistence of Enlisted Personnel	12.9	14.8	15.4	15.4
570	Movement - Permanent Change of Station	66.6	94.4	95.1	96.6
590	Other Military Personnel Costs	2.9	3.0	3.0	3.0
993	Appropriation Refunds on Transportation of Persons and Things	(*)	(.1)	(.2)	(.3)
999	Miscellaneous Personnel Costs	-	-	-	-
	Undistributed	(5.2)	(12.5)	(15.1)	(15.6)
	<u>RESERVE PERSONNEL - TOTAL</u>	6.1	6.4	6.4	6.4
720	Reserve Personnel	5.6	5.7	5.8	5.8
780	Reserve Officer Candidates	.5	.8	.8	.8
993	Appropriation Refunds	-	-	(*)	(*)
	Undistributed	(*)	(.1)	(.1)	(.1)
	<u>NATIONAL GUARD PERSONNEL - TOTAL</u>	7.2	7.3	7.3	7.3
520	National Guard Personnel	7.2	7.4	7.4	7.4
993	Appropriation Refunds	-	(*)	(*)	(*)
	Undistributed	(*)	(.1)	(.1)	(.1)
	<u>OPERATION AND MAINTENANCE, AIR FORCE - TOTAL</u>	481.1	558.4	588.4	646.9
	MFP 1 Strategic Forces	64.4	75.6	77.1	71.5
	MFP 2 General Purpose Forces	80.5	97.3	107.3	110.5
	MFP 3 Intelligence & Communications	18.0	40.8	44.7	39.2
	MFP 4 Airlift	14.1	16.1	16.8	16.9
	MFP 5 Guard and Reserve Forces	6.0	6.0	6.1	6.0
	MFP 7 Central Supply & Maintenance	250.8	263.3	272.1	319.2
	MFP 8 Training, Med & Other Gen Pers Activities	50.4	68.4	74.1	72.9
	MFP 9 Administration & Assoc Activities	20.7	23.6	24.9	20.6
	MFP 10 Military Assistance Activities	(1.1)	(.6)	(.6)	(9.3)
	Advances to GSA	(22.0)	(22.0)	(22.0)	(22.0)
	Undistributed Expenditure Trans	(.6)	(10.1)	(12.0)	21.3
	<u>OPERATION AND MAINTENANCE, AIR NATIONAL GUARD - TOTAL</u>	37.6	40.3	40.0	40.8
410	Operation of Aircraft	4.2	4.3	4.3	4.3
430	Logistical Support	17.6	18.2	17.3	17.5
440	Training Support	16.7	18.9	20.0	20.2
470	Medical Support	.1	.1	.1	.1
480	Service Wide Support	*	*	*	*
	Undistributed	(1.1)	(1.3)	(1.3)	(1.3)
993	Refunds	(*)	(*)	(*)	(*)
	<u>AIRCRAFT PROCUREMENT - TOTAL</u>	555.1	949.1	1,264.0	1,479.3
1000	Aircraft Weapons System	341.4	531.0	638.2	733.7
1100	Modifications	61.4	120.8	174.9	194.9
1200	In-Service Direct Ground Support Equipment - Common	6.4	14.3	23.6	31.3
1300	Component Improvement	-8.7	14.8	20.2	21.6
1400	Aircraft Industrial Facilities	1.1	2.7	6.4	10.2
1500	Aircraft Replenishment Spares and Repair Parts	64.0	125.7	193.5	239.1
1600	Aircraft Initial Spares and Repair Parts	24.8	41.1	74.1	80.1
1700	War Consumables	.1	1.0	3.4	4.4
1800	Procurement for Other Than Air Force	18.0	42.4	63.8	84.9

* = Less than \$50,000.00

UNCLASSIFIED

TABLE 153 - DEPARTMENT OF THE AIR FORCE GROSS EXPENDITURES AGAINST FY 1970 PROGRAM - DURING FY 1971 (CONTINUED)

PRO-GRAM NUM-BER	APPROPRIATION AND PROGRAM TITLE	GROSS EXPENDITURES - CUMULATIVE			
		First Quarter	Second Quarter	Third Quarter	Fourth Quarter
	<u>AIRCRAFT PROCUREMENT (Continued)</u>				
1900	Other Charges	\$ 29.4	\$ 55.4	\$ 65.9	\$ 79.3
3010	Aircraft Weapons System, First Destination Transportation	(.1)	(.2)	(.2)	(.2)
9930	Refunds on Transportation of Persons and Things	(*)	(*)	(*)	(*)
	<u>MISSILE PROCUREMENT - TOTAL</u>	<u>243.1</u>	<u>444.9</u>	<u>636.1</u>	<u>783.7</u>
2000	Missile Weapons System	72.9	162.0	277.7	360.8
2100	Modifications	16.1	21.6	42.7	60.5
2200	Replacement Equipment and VATE2	.5	.8	1.1
2300	Space Programs	14.2	24.5	30.4	45.1
2400	Missile Industrial Facilities4	.8	1.6	2.0
2500	Missile Replenishment Spares and Repair Parts	2.1	4.2	5.9	8.0
2600	Missile Initial Spares and Repair Parts	2.1	6.4	13.3	18.4
2700	Special Projects	4.5	12.4	19.2	21.5
2800	Procurement Other Than Air Force	*	*	.1	.1
2900	Other Charges	130.6	212.5	244.3	266.2
3020	Missile Weapons System, First Destination Transportation	(*)	(.1)	(.1)	(.1)
9930	Refunds on Transportation of Persons and Things	(*)	(*)	(*)	(*)
	Undistributed	-	-	-	-
	<u>OTHER PROCUREMENT - TOTAL</u>	<u>270.8</u>	<u>502.3</u>	<u>755.5</u>	<u>847.6</u>
3100	Munitions and Associated Equipment	175.7	331.6	491.6	529.8
8200	Vehicular Equipment	9.7	18.7	32.9	38.7
8400	Electronic and Telecommunications Equipment	49.6	86.1	132.5	153.5
8500	Other Base Maintenance and Support Equipment	20.7	36.5	48.7	60.1
8600	Other Industrial Facilities1	.2	.4	.5
8700	Procurement Other Than Air Force	9.9	21.3	37.0	49.2
8800	Equipment Modification	6.1	10.0	14.5	17.9
9930	Refunds on Transportation of Persons and Things	(*)	(*)	(*)	(*)
3080	Other Procurement, First Destination Transportation	(1.1)	(2.0)	(2.0)	(2.0)
	Undistributed	-	-	-	-
	<u>RESEARCH, DEVELOPMENT, TEST AND EVALUATION - TOTAL</u>	<u>485.8</u>	<u>762.7</u>	<u>925.8</u>	<u>1,055.9</u>
601	First Destination Transportation	(*)	(.1)	(.1)	(*)
610	Aircraft and Related Equipment	107.2	193.0	240.8	310.3
620	Missiles and Related Equipment	152.5	199.5	228.6	247.8
630	Military Astronautics and Related Equipment	114.3	194.1	230.6	245.3
670	Other Equipment	55.6	101.8	139.3	156.9
680	Military Sciences	21.1	34.6	44.3	50.7
690	Program Wide Management and Support	35.1	39.9	42.3	44.9
993	Refunds on Transportation of Persons and Things	-	-	-	-
	Undistributed	-	-	-	-
	<u>MILITARY CONSTRUCTION, AIR FORCE - TOTAL</u>	<u>6.7</u>	<u>26.5</u>	<u>64.5</u>	<u>111.3</u>
310	Project Planning and Design	2.6	5.6	7.6	9.1
320	Major Construction, Inside the US	2.4	16.6	47.9	90.3
330	Major Construction, Outside the US5	1.3	4.3	6.0
340	Minor Construction	1.2	3.0	4.2	5.3
350	Support Activities	-	.1	.5	.6
993	Refunds on Transportation of Persons and Things	(*)	(*)	(*)	(*)
	Appropriation Transfer Account	-	-	*	*
	<u>MILITARY CONSTRUCTION, AIR FORCE RESERVE - TOTAL</u>	<u>*</u>	<u>.2</u>	<u>.7</u>	<u>2.0</u>
310	Project Planning and Design	*	.1	.1	.2
320	Major Construction	*	.2	.6	1.7
340	Minor Construction	-	-	-	-
	Undistributed	-	-	-	-
	<u>MILITARY CONSTRUCTION, AIR NATIONAL GUARD - TOTAL</u>	<u>.5</u>	<u>3.7</u>	<u>7.1</u>	<u>10.0</u>

* = Less than \$50,000.00

Source: Budget Management Division, Directorate of Budget, Comptroller of the Air Force

UNCLASSIFIED

TABLE 154 - DEPARTMENT OF THE AIR FORCE GROSS EXPENDITURES AGAINST FY 1969 PROGRAM - DURING FY 1971

(Figures are in millions of dollars and do not necessarily add to totals due to rounding. Figures in parentheses denote minus amounts.)

PRO-GRAM NUM-BER	APPROPRIATION AND PROGRAM TITLE	GROSS EXPENDITURES - CUMULATIVE			
		First Quarter	Second Quarter	Third Quarter	Fourth Quarter
	<u>ALL DIRECT APPROPRIATIONS FY 1969 - TOTAL</u>	\$ 714.6	\$ 1,358.5	\$ 1,572.1	\$ 1,943.4
	<u>MILITARY PERSONNEL - TOTAL</u>	12.5	12.7	13.3	32.5
510	Pay and Allowances of Officers3	.3	.4	.5
530	Pay and Allowances of Enlisted Personnel	*	(*)	.3	.4
550	Pay and Allowances of Cadets	-	(*)	(*)	(*)
560	Subsistence of Enlisted Personnel	11.8	11.8	11.8	31.0
570	Movements - Permanent Change of Station7	1.2	1.4	1.5
590	Other Military Personnel Costs	*	(.2)	*	*
933	Appropriation Refunds on Transportation of Persons and Things	(.1)	(.2)	(.3)	(.3)
999	Miscellaneous Personnel Costs	-	-	-	-
	Undistributed	(.1)	(.3)	(.3)	(.5)
	<u>RESERVE PERSONNEL - TOTAL</u>	*	*	*	-
750	Reserve Personnel	*	*	*	*
770	Reserve Officer Candidates	-	-	-	-
	Undistributed	*	*	(*)	*
993	Appropriation Refunds	(*)	(*)	*	(*)
	<u>NATIONAL GUARD PERSONNEL - TOTAL</u>	-	*	*	*
520	National Guard Personnel	*	*	*	*
	Undistributed	*	*	*	*
993	Appropriation Refunds	(*)	(*)	(*)	(*)
	<u>OPERATION AND MAINTENANCE, AIR FORCE - TOTAL</u>	11.2	13.8	14.2	28.6
	MFP 1 Strategic Forces	NAL/	NAL/	NAL/	.7
	MFP 2 General Purpose Forces	NAL/	NAL/	NAL/	7.2
	MFP 3 Intelligence and Communications	NAL/	NAL/	NAL/	77.5
	MFP 4 Airlift	NAL/	NAL/	NAL/	.2
	MFP 5 Guard and Reserve Forces	NAL/	NAL/	NAL/	*
	MFP 7 Central Supply and Maintenance	NAL/	NAL/	NAL/	(70.6)
	MFP 8 Training, Med and Other Gen Pers Ac.	NAL/	NAL/	NAL/	2.2
	MFP 9 Administration and Assoc Activities	NAL/	NAL/	NAL/	.5
	MFP 10 Military Assistance Activities	NAL/	NAL/	NAL/	(1.6)
	Advances to GSA	NAL/	NAL/	NAL/	-
	Undistributed Expenditure Trans	NAL/	NAL/	NAL/	12.5
	<u>OPERATION AND MAINTENANCE, AIR NATIONAL GUARD - TOTAL</u>1	.2	.9	1.9
410	Operation of Aircraft	**	*	*	*
430	Logistical Support1	.1	.8	.8
440	Training Support1	.1	.1	1.1
470	Medical Support	*	*	*	*
480	Service Wide Support	-	-	*	-
	Undistributed	*	*	*	*
993	Refund on Transportation	(*)	(*)	(*)	(*)
	<u>AIRCRAFT PROCUREMENT - TOTAL</u>	384.5	771.9	915.8	1,181.4
1000	Aircraft Weapons System	88.9	280.1	279.5	402.0
1100	Modification	40.6	74.4	89.3	121.3
1200	In-Service Direct Ground Support Equipment - Common	6.3	11.1	20.1	24.6
1300	Component Improvement9	1.4	1.8	2.8
1400	Aircraft Industrial Facilities	3.9	7.1	10.0	11.5
1500	Aircraft Replishment Spares and Repair Parts	22.7	28.5	36.8	46.5

* = Less than \$50,000.00

1/ The O&M appropriation was converted to the MFP structure in the 4th quarter of FY 1969. Distribution by MFP is not available for prior quarters.

UNCLASSIFIED

TABLE 154 - DEPARTMENT OF THE AIR FORCE GROSS EXPENDITURES AGAINST FY 1969 PROGRAM - DURING FY 1971 (CONTINUED)

PRO-GRAM NUM-BER	APPROPRIATION AND PROGRAM TITLE	GROSS EXPENDITURES - CUMULATIVE			
		First Quarter	Second Quarter	Third Quarter	Fourth Quarter
	AIRCRAFT PROCUREMENT (Continued)				
1600	Aircraft Initial Spares and Repair Parts	\$ 20.2	\$ 25.6	\$ 51.4	\$ 86.7
1700	War Consumables	1.5	1.7	1.7	3.3
1800	Procurement for Other Than Air Force	181.5	320.8	401.3	458.9
1900	Other Charges	18.0	21.3	23.7	24.0
3010	Aircraft Weapons System, First Destination Transportation	(*)	(*)	(*)	(*)
9930	Refunds on Transportation of Persons and Things	-	-	-	-
	MISSILE PROCUREMENT - TOTAL	133.9	238.6	241.5	251.6
2000	Missile Weapon System	92.6	156.0	146.9	145.8
2100	Modifications	16.0	41.1	38.8	41.4
2200	Replacement Equipment and VATE4	.7	1.0	1.4
2300	Space Programs3	1.0	4.3	(.6)
2400	Missile Industrial Facilities6	1.0	1.5	1.8
2500	Missile Replenishment Spares and Repair Parts	1.0	1.6	1.9	2.5
2600	Missile Initial Spares and Repair Parts	9.9	14.5	17.6	22.5
2700	Special Projects	4.1	7.9	9.8	11.7
2800	Procurement Other Than Air Force	1.3	2.7	3.3	4.1
2900	Other Charges	7.6	12.2	16.4	21.1
3020	Missile Weapon System, First Destination Transportation	-	-	-	-
9930	Refunds on Transportation of Persons and Things	-	-	-	-
	Undistributed	-	-	-	-
	OTHER PROCUREMENT - TOTAL	83.5	138.5	157.3	166.7
8100	Munitions and Associated Equipment	27.4	40.9	24.6	11.1
8200	Vehicular Equipment	6.4	10.4	15.3	17.8
8400	Electronic and Telecommunications Equipment	26.7	48.3	63.8	76.9
8500	Other Base Maintenance and Support Equipment	9.1	16.8	21.7	26.3
8600	Other Industrial Facilities3	.8	1.0	1.3
8700	Procurement Other Than Air Force	7.4	12.0	17.9	16.7
8800	Equipment Modification	6.3	9.3	13.0	16.7
9930	Refunds on Transportation of Persons and Things	-	-	-	-
3080	Other Procurement, First Destination Transportation	(*)	(*)	(*)	(*)
	Undistributed	-	-	-	-
	RESEARCH, DEVELOPMENT, TEST AND EVALUATION - TOTAL	70.6	140.5	171.9	203.3
601	First Destination Transportation	-	-	-	-
610	Aircraft and Related Equipment	12.6	23.1	27.8	36.4
620	Missiles and Related Equipment	16.7	47.6	51.5	57.5
630	Military Astronautics and Related Equipment	22.1	38.4	51.0	57.8
670	Other Equipment	12.8	21.3	28.3	35.0
680	Military Sciences	6.0	9.7	12.4	15.5
690	Program Wide Management and Support3	.5	.7	1.1
993	Refunds on Transportation of Persons and Things	-	-	-	-
	Undistributed	-	-	-	-
	MILITARY CONSTRUCTION, AIR FORCE - TOTAL	17.1	39.9	54.5	74.4
310	Project Planning and Design9	2.4	3.3	4.5
320	Major Construction, Inside the US	9.2	19.3	26.0	30.4
330	Major Construction, Outside the US	5.3	15.8	22.3	36.4
340	Minor Construction	1.3	2.0	2.3	2.4
350	Support Activities	*	*	*	*
993	Refunds on Transportation of Persons and Things	-	-	-	(*)
	Undistributed	-	-	-	-
	Appropriation Transfer Account3	.4	.6	.7

* Less Than \$50,000.00

UNCLASSIFIED

TABLE 154 - DEPARTMENT OF THE AIR FORCE GROSS EXPENDITURES AGAINST FY 1969 PROGRAM - DURING FY 1971 (CONTINUED)

PRO- GRAM NUM- BER	APPROPRIATION AND PROGRAM TITLE	GROSS EXPENDITURES - CUMULATIVE			
		First Quarter	Second Quarter	Third Quarter	Fourth Quarter
	<u>MILITARY CONSTRUCTION, AIR FORCE RESERVE - TOTAL</u> . . .	\$.4	\$.6	\$.6	\$.8
310	Project Planning and Design1	.1	.1	.1
320	Major Construction3	.5	.5	.6
340	Minor Construction	*	*	*	*
	Undistributed	-	-	-	-
	<u>MILITARY CONSTRUCTION, AIR NATIONAL GUARD - TOTAL</u>8	1.8	2.1	2.2

* = Less than \$50,000.00

Source: Budget Management Division, Directorate of Budget, Comptroller of the Air Force

TABLE 155 - DEPARTMENT OF THE AIR FORCE GROSS EXPENDITURES AGAINST FY 1968 & PRIOR PROGRAMS - DURING FY 1971

(Figures are in millions of dollars and do not necessarily add due to rounding. Figures in parentheses denote minor amounts.)

APPROPRIATION AND PROGRAM TITLE	GROSS EXPENDITURES - CUMULATIVE			
	First Quarter	Second Quarter	Third Quarter	Fourth Quarter
<u>ALL DIRECT APPROPRIATIONS FY 1968 & PRIOR - TOTAL</u>	\$ 200.6	\$ 297.4	\$ 578.5	\$ 788.4
<u>AIRCRAFT PROCUREMENT - TOTAL</u>	78.4	50.8	267.8	489.9
<u>MISSILE PROCUREMENT - TOTAL</u>	17.4	31.1	40.6	46.2
<u>OTHER PROCUREMENT - TOTAL</u>	51.0	110.2	134.1	122.7
<u>RESEARCH, DEVELOPMENT, TEST, AND EVALUATION - TOTAL</u>	27.4	48.9	69.2	71.8
<u>MILITARY CONSTRUCTION, AIR FORCE - TOTAL</u>	25.3	54.1	63.9	54.8
<u>MILITARY CONSTRUCTION, AIR FORCE RESERVE - TOTAL</u>2	.3	.6	.5
<u>MILITARY CONSTRUCTION, AIR NATIONAL GUARD - TOTAL</u>9	2.1	2.3	2.5

Source: Budget and Management Division, Directorate of Budget, Comptroller of the Air Force

UNCLASSIFIED

Transportation

TRANSPORTATION

PART XII

UNCLASSIFIED
TRANSPORTATION

355

PART XII

INTRODUCTION

The data included in this section represent the actual movement of people and things world-wide.

Military Airlift Command (MAC) data shown herein represent movement by the MAC Industrial Fund of traffic for all services and to a minor extent for other agencies. The MAC Industrial Fund began operation at the beginning of Fiscal Year 1960.

Tables reflecting movements out of AF Continental US (CONUS) installations via commercial transportation refer to traffic where movement is accomplished by a bill of lading or a transportation request. Data as shown herein include movements by Air Force for other services and do not include movements for the Air Force by other services. Data are for the period in which traffic moved rather than for the period of payment for transportation service.

DEFINITIONS

LONG TON - 2,240 pounds.

MEASUREMENT TON (M/T) - Unit of volume displacing 40 cubic feet of space.

SPACE AVAILABLE TRAVEL - Space which is surplus after all space required traffic has been accommodated and which would otherwise be unused.

SPACE REQUIRED TRAVEL - Transportation space against which a requirement was accepted and an assignment made.

UNCLASSIFIED

UNCLASSIFIED**TABLE 156— MILITARY AIRLIFT COMMAND (MAC) SELECTED TRANSPORT OPERATIONS OF THE SINGLE MANAGER OPERATING AGENCY BY USER — FY 1971 ^{a/}**

(Table below shows movements by industrial fund aircraft and movements out of MAC serial ports by non-industrial fund aircraft)

TYPE OF OPERATION	AIRLIFT SERVICE PROVIDED FOR				
	Total	US Army	US Navy	Air Force	Other
CHANNEL TRAFFIC SPACE ASSIGNED (In Thousands)					
Cargo (Tons) ^{b/}	544.0	197.2	95.9	250.9	-
Passengers (Number)	2,764.3	1,362.5	615.8	786.0	-
CHANNEL TRAFFIC TONS AIRLIFTED (In Thousands) - Total					
Cargo ^{c/}	526.8	158.9	93.9	274.0	-
Passengers and Patients.	282.9	138.2	59.1	85.6	-
CHANNEL PASSENGERS/PATIENTS AIRLIFTED (In Thousands) - Total					
Military ^{d/}	2,546.1	1,243.5	532.3	770.3	-
Civilian ^{d/}					
SPECIAL ASSIGNMENT AIRLIFT TON MILES OF CAPABILITY (Millions) - TOTAL					
	1,000.2	481.1	143.1	317.9	58.1
SPECIAL AIR MISSION (89 MAW) PASSENGERS AIRLIFTED (In Thousands) - TOTAL					
	19.0	-	-	16.6	2.4
SPACE AVAILABLE PASSENGERS AIRLIFTED (In Thousands) - TOTAL					
	360.0	118.9	91.0	150.1	-

^{a/} Movement by Industrial Fund and Non-Industrial Fund Aircraft.^{b/} Space assigned as of the end of the month.^{c/} Includes mail carried on aircraft under operational control of MAC.^{d/} Data for Military and Civilian breakout not available.

Source: Data Applications Division, Data Services Center, Comptroller of the Air Force

UNCLASSIFIED

TABLE 157 - MILITARY AIRLIFT COMMAND (MAC) SELECTED TRANSPORT OPERATIONS OF THE SINGLE MANAGER OPERATING AGENCY BY ACTIVITY - FY 1971

TYPE OPERATION	AIRLIFT SERVICES PERFORMED BY					
	Total	Transport Force	Special Air Missions (89 MAW)	Domestic Aeromed Evac CONUS	Other Military Units	Commercial
<u>CHANNEL TRAFFIC SPACE ASSIGNED (Thousands)</u>						
Cargo (Tons)	544.0	a/	-	-	-	a/
Passengers (Number)	2,764.3	a/	-	-	-	a/
<u>CHANNEL TRAFFIC TONS AIRLIFT (Thousands) - TOTAL</u>						
Cargo	809.7	468.5	-	-	26.7	314.5
Passengers and Patients	526.8	443.9	-	-	25.7	57.2
	282.9	24.6	-	-	1.0	257.3
<u>CHANNEL PASSENGERS/PATIENTS AIRLIFTED (Thousands) - TOTAL</u>						
Military b/	2,546.1	221.6	-	-	8.4	2,316.1
Civilian (DOD Employees and all Dependents) b/						
<u>CHANNEL TRAFFIC TON MILES OF CAPABILITY (Million) - TOTAL</u>						
Percent capability utilized	5,459.4	3,673.6	-	-	60.5	1,725.3
	69.6	60.9	-	-	100.0	86.9
<u>CHANNEL TRAFFIC TON MILES FLOWN (Millions)</u>						
Cargo	3,798.3	2,238.6	-	-	60.5	1,499.2
Outbound	2,457.8	2,160.8	-	-	59.1	237.9
Inbound	1,517.8	1,306.6	-	-	32.3	178.9
Passengers/Patients	940.0	854.2	-	-	26.8	59.0
Outbound	1,340.5	77.8	-	-	1.4	1,261.3
Inbound	579.1	23.2	-	-	.7	555.2
	761.4	54.6	-	-	.7	706.1
SPECIAL ASSIGNMENT AIRLIFT OF CAPABILITY (Millions)	1,000.2	947.0	3.9	-	-	49.3
<u>SPECIAL AIR MISSION (89 MAW) PASSENGERS AIRLIFTED (Thousands) - TOTAL</u>						
	19.0	-	19.0	-	-	-
<u>DOMESTIC AEROMEDICAL PATIENTS AIRLIFTED (Thousands) - TOTAL</u>						
	48.6	-	-	48.6	-	-
<u>SPACE AVAILABLE PASSENGERS AIRLIFTED (Thousands) - TOTAL</u>						
	360.0	132.6	-	-	23.1	204.3

a/ Breakout between air transport and commercial not available.

b/ Data for military and civilian breakout not available.

Source: Data Applications Division, Data Services Center, Comptroller of the Air Force

UNCLASSIFIED

TABLE 158 - MILITARY AIRLIFT COMMAND AIRLIFT SERVICE, INDUSTRIAL FUND AIRCRAFT,
AND FLYING HOUR DATA - FY 1971

TYPE BY FORCE	ASSIGNED AIRCRAFT AS OF 30 JUNE 1971	HOURS FLOWN DURING FY 1971			
		Total	Ferry, Test, and Other	Training	Transport
<u>TOTAL</u>	<u>291</u>	<u>628,391</u>	<u>3,615</u>	<u>78,717</u>	<u>546,059</u>
<u>Airlift Force - Total</u>	<u>253</u>	<u>586,674</u>	<u>3,495</u>	<u>72,266</u>	<u>510,913</u>
C-5.	23	13,506	192	4,020	9,294
C-133a/.	8	44,506	410	2,765	41,331
C-141.	222	528,662	2,893	65,481	460,288
<u>Aeromedical Evacuation (375th AAWg) - Total</u>	<u>12</u>	<u>20,479</u>	<u>4</u>	<u>2,308</u>	<u>18,167</u>
C-9.	12	20,479	4	2,308	18,167
<u>Special Air Missions (89th MAWg) - Total</u>	<u>26</u>	<u>21,238</u>	<u>116</u>	<u>4,143</u>	<u>16,979</u>
VC-6A.	1	641	9	266	366
C/VC-118A.	3	2,061	11	478	1,572
VC-131H.	3	1,986	13	316	1,657
VC-135B.	4	5,621	21	980	4,620
VC-137B/C.	4	2,306	13	618	1,675
VC-140B.	11	8,623	49	1,485	7,089

a/ Phased out - 30 June 1971

Source: Headquarters Military Airlift Command, Director of Current Operations and Data Applications Division,
Data Services Center, Comptroller of the Air Force

UNCLASSIFIED

TABLE 159 - MILITARY AIRLIFT COMMAND (MAC) COST OF COMMERCIAL AIRLIFT PROCURED FOR SINGLE MANAGER OPERATING AGENCY, BY CONTRACTOR - FY 1971

CONTRACTOR AND OTHERS	CONTRACTOR EXPENSE (In Thousands of Dollars)		
	Total	Passenger	Cargo
Air America	\$ 1,187	\$ 481	\$ 706
Airlift International	27,563	21,565	5,998
Alaska Airlines	2,440	2,232	208
American Airlines a/	28,263	26,194	2,069
American Flyers	4,243	3,791	452
Braniff Airways	18,982	17,578	1,404
Capitol Airways a/	11,510	10,395	1,115
Continental Airlines	25,029	23,106	1,923
Eastern Airlines	6,107	6,107	-
Flying Tiger Line	33,516	29,080	4,436
Northwest Orient Airlines	20,657	19,144	1,513
Overseas National	7,872	7,653	219
Pan American World Airways	41,152	37,565	3,587
Priority Air Dispatch	30	-	30
Ross Aviation	278	-	278
Saturn Airways a/	8,354	7,348	1,006
Seaboard World Airlines	28,383	25,840	2,543
Southern Air Transports a/	6,309	4,295	2,014
Trans Caribbean Airways	6,165	5,974	191
Trans International	24,577	22,912	1,665
Trans World Airlines	19,873	18,296	1,577
United Airlines	17,678	15,928	1,750
Universal Airlines a/	8,017	6,283	1,734
Western Airlines	24	24	-
World Airways	30,232	20,546	9,686
<u>TOTAL</u>	\$ <u>378,441</u>	\$ <u>332,337</u> a/	\$ <u>46,104</u>
Post Office Department	105,432		
<u>TOTAL</u>	\$ <u>105,432</u>		
<u>GRAND TOTAL</u>	\$ <u>483,873</u>		

a/ Tax not included (\$2,817)

Source: Director of Industrial Fund, DCS/Comptroller, Headquarters MAC, and Data Applications Division, Data Services Center, Comptroller of the Air Force

UNCLASSIFIED

TABLE 160 - STATEMENT OF REVENUE AND COSTS - MILITARY AIRLIFT COMMAND
 USAF INDUSTRIAL FUND - FY 1971

(In Millions of Dollars)

NET OPERATING RESULT (REVENUE LESS COSTS - FUNDED) TOTAL - \$ 10.9

<u>REVENUE (REIMBURSABLE) - TOTAL</u>	<u>855.4</u>	<u>COST INCURRED (FUNDED) - TOTAL</u>	<u>844.5</u>
<u>Transportation Operations - Total</u>	<u>755.5</u>	Commercial Augmentation	486.7
<u>Channel Traffic - Total</u>	<u>676.1</u>	Aviation Petroleum, Oil and Lubricants	135.2
Passengers	303.2	Maintenance	88.7
Cargo	261.8	Other	133.9
Mail (Military Airlift - Total)	5.6	<u>STATISTICAL COSTS - TOTAL</u>	<u>498.8</u>
Mail (Common Carrier)	105.4	(Not included in Costs - Funded above)	
<u>Special Assignment Airlift - Total</u>	<u>78.6</u>	<u>Military Pay and Allowances - Total</u>	<u>280.9</u>
<u>Other - Total</u>	<u>.8</u>	<u>Depreciation - Total</u>	<u>217.9</u>
<u>USAF Mission Responsibility - Total</u>	<u>98.9</u>	Aircraft	206.9
Special Air Mission - 89 Military Airlift Wing	11.9	Other Equipment	11.0
Aeromedical Evacuation	7.4		
International Aeromedical	15.1		
Airborne Training	10.7		
Other	53.8		
<u>Other - Total</u>	<u>1.0</u>		

Source: Data Applications Division, Data Services Center, Comptroller of the Air Force

UNCLASSIFIED

SECRET

SECRET
SPECIAL HANDLING REQUIRED
NOT RELEASABLE TO FOREIGN NATIONALS

SECRET

SECRET
SPECIAL HANDLING REQUIRED
NOT RELEASABLE TO FOREIGN NATIONALS

